

# AEBG Consortium Fiscal Reporting

## 02 Antelope Valley Regional Adult Education Consortium

2017-18 Fiscal Year

### Certification

**Certification Authority**

Steve Radford

Regional Director - College/Career Preparation and Adult Education

Quarter 1 Status    Quarter 2 Status    Quarter 3 Status    Quarter 4 Status

Certified        Certified        Certified        Certified

I certify that our consortium did not exceed 5% of the total allocation in administrative costs: Yes

### Fiscal Report Submittal Status

|  | Quarter 1 | Quarter 2 | Quarter 3 | Quarter 4 |
|--|-----------|-----------|-----------|-----------|
| <a href="#">Antelope Valley Union High School District</a> | ✓         | ✓         | ✓         | ✓         |
| <a href="#">Southern Kern Unified School District</a>      | ✓         | ✓         | ✓         | ✓         |

### Antelope Valley Union High School District

#### Antelope Valley Union High School District Q1 Report (7/1 - 9/30)

| Object Code                       | Year to Date (YTD) Expenditure | YTD Forecast | % Expended of YTD Forecast | Project Budget | % Expended of Overall Budget | Budget Remaining |
|-----------------------------------|--------------------------------|--------------|----------------------------|----------------|------------------------------|------------------|
| 1000 - Instructional Salaries     | \$0                            | \$254,918    | 0%                         | \$1,699,450    | 0%                           | \$1,699,450      |
| 2000 - Non-Instructional Salaries | \$0                            | \$159,504    | 0%                         | \$1,063,361    | 0%                           | \$1,063,361      |
| 3000 - Employee Benefits          | \$0                            | \$137,467    | 0%                         | \$916,448      | 0%                           | \$916,448        |
| 4000 - Supplies and Materials     | \$0                            | \$199,271    | 0%                         | \$1,328,476    | 0%                           | \$1,328,476      |

| Object Code                                  | Year to Date (YTD) Expenditure | YTD Forecast       | % Expended of YTD Forecast | Project Budget     | % Expended of Overall Budget | Budget Remaining   |
|--|--------------------------------|--------------------|----------------------------|--------------------|------------------------------|--------------------|
| 5000 - Other Operating Expenses and Services | \$0                            | \$194,548          | 0%                         | \$1,296,984        | 0%                           | \$1,296,984        |
| 6000 - Capital Outlay                        | \$0                            | \$106,781          | 0%                         | \$711,875          | 0%                           | \$711,875          |
| 7000 - Other Outgo                           | \$0                            | \$0                | 100%                       | \$0                | 100%                         | \$0                |
| Indirect Costs                               | \$0                            | \$0                | 100%                       | \$0                | 100%                         | \$0                |
| <b>Totals</b>                                | <b>\$0</b>                     | <b>\$1,052,489</b> | <b>0%</b>                  | <b>\$7,016,594</b> | <b>0%</b>                    | <b>\$7,016,594</b> |

**Status  
Submitted**

### Antelope Valley Union High School District Q2 Report (10/1 - 12/31)

| Object Code                                  | Year to Date (YTD) Expenditure | YTD Forecast       | % Expended of YTD Forecast | Project Budget     | % Expended of Overall Budget | Budget Remaining   |
|--|--------------------------------|--------------------|----------------------------|--------------------|------------------------------|--------------------|
| 1000 - Instructional Salaries                | \$0                            | \$509,835          | 0%                         | \$1,699,450        | 0%                           | \$1,699,450        |
| 2000 - Non-Instructional Salaries            | \$0                            | \$319,008          | 0%                         | \$1,063,361        | 0%                           | \$1,063,361        |
| 3000 - Employee Benefits                     | \$0                            | \$274,934          | 0%                         | \$916,448          | 0%                           | \$916,448          |
| 4000 - Supplies and Materials                | \$0                            | \$398,543          | 0%                         | \$1,328,476        | 0%                           | \$1,328,476        |
| 5000 - Other Operating Expenses and Services | \$0                            | \$389,095          | 0%                         | \$1,296,984        | 0%                           | \$1,296,984        |
| 6000 - Capital Outlay                        | \$0                            | \$213,563          | 0%                         | \$711,875          | 0%                           | \$711,875          |
| 7000 - Other Outgo                           | \$0                            | \$0                | 100%                       | \$0                | 100%                         | \$0                |
| Indirect Costs                               | \$0                            | \$0                | 100%                       | \$0                | 100%                         | \$0                |
| <b>Totals</b>                                | <b>\$0</b>                     | <b>\$2,104,978</b> | <b>0%</b>                  | <b>\$7,016,594</b> | <b>0%</b>                    | <b>\$7,016,594</b> |

**Status  
Submitted**

### Antelope Valley Union High School District Q3 Report (1/1 - 3/31)

| Object Code                                  | Year to Date (YTD) Expenditure | YTD Forecast       | % Expended of YTD Forecast | Project Budget     | % Expended of Overall Budget | Budget Remaining   |
|--|--------------------------------|--------------------|----------------------------|--------------------|------------------------------|--------------------|
| 1000 - Instructional Salaries                | \$694,086                      | \$764,753          | 90.76%                     | \$1,699,450        | 40.84%                       | \$1,005,364        |
| 2000 - Non-Instructional Salaries            | \$376,972                      | \$478,512          | 78.78%                     | \$1,063,361        | 35.45%                       | \$686,389          |
| 3000 - Employee Benefits                     | \$416,919                      | \$412,402          | 101.1%                     | \$916,448          | 45.49%                       | \$499,529          |
| 4000 - Supplies and Materials                | \$382,869                      | \$597,814          | 64.04%                     | \$1,328,476        | 28.82%                       | \$945,607          |
| 5000 - Other Operating Expenses and Services | \$120,954                      | \$583,643          | 20.72%                     | \$1,296,984        | 9.33%                        | \$1,176,030        |
| 6000 - Capital Outlay                        | \$62,791                       | \$320,344          | 19.6%                      | \$711,875          | 8.82%                        | \$649,084          |
| 7000 - Other Outgo                           | \$0                            | \$0                | 100%                       | \$0                | 100%                         | \$0                |
| Indirect Costs                               | \$0                            | \$0                | 100%                       | \$0                | 100%                         | \$0                |
| <b>Totals</b>                                | <b>\$2,054,591</b>             | <b>\$3,157,467</b> | <b>65.07%</b>              | <b>\$7,016,594</b> | <b>29.28%</b>                | <b>\$4,962,003</b> |

### Corrective Action Plan

The consortium has determined a need for new adult education facilities in the region. This process has taken longer than expected. We are currently in negotiations to acquire the facility.

### Summary of Activities:

This quarter, the AVUHSD continued to run adult education programs in all areas of AEBG focus.

**Status**  
**Submitted**

### Antelope Valley Union High School District Q4 Report (4/1 - 6/30)

| Object Code                                  | Year to Date (YTD) Expenditure | YTD Forecast | % Expended of YTD Forecast | Project Budget | % Expended of Overall Budget | Budget Remaining |
|--|--------------------------------|--------------|----------------------------|----------------|------------------------------|------------------|
| 1000 - Instructional Salaries                | \$1,147,347                    | \$1,019,670  | 112.52%                    | \$1,699,450    | 67.51%                       | \$552,103        |
| 2000 - Non-Instructional Salaries            | \$544,952                      | \$638,017    | 85.41%                     | \$1,063,361    | 51.25%                       | \$518,409        |
| 3000 - Employee Benefits                     | \$612,142                      | \$549,869    | 111.33%                    | \$916,448      | 66.8%                        | \$304,306        |
| 4000 - Supplies and Materials                | \$404,994                      | \$797,086    | 50.81%                     | \$1,328,476    | 30.49%                       | \$923,482        |
| 5000 - Other Operating Expenses and Services | \$470,088                      | \$778,190    | 60.41%                     | \$1,296,984    | 36.24%                       | \$826,896        |

| Object Code           | Year to Date (YTD) Expenditure | YTD Forecast       | % Expended of YTD Forecast | Project Budget     | % Expended of Overall Budget | Budget Remaining   |
|-----------------------|--------------------------------|--------------------|----------------------------|--------------------|------------------------------|--------------------|
| 6000 - Capital Outlay | \$99,026                       | \$427,125          | 23.18%                     | \$711,875          | 13.91%                       | \$612,849          |
| 7000 - Other Outgo    | \$0                            | \$0                | 100%                       | \$0                | 100%                         | \$0                |
| Indirect Costs        | \$0                            | \$0                | 100%                       | \$0                | 100%                         | \$0                |
| <b>Totals</b>         | <b>\$3,278,549</b>             | <b>\$4,209,956</b> | <b>77.88%</b>              | <b>\$7,016,594</b> | <b>46.73%</b>                | <b>\$3,738,045</b> |

I certify that our agency did not exceed the allowed indirect rate as directed in the Adult Education Program

Guidance: Yes

**Corrective Action Plan**

The consortium has determined there is a need to acquire additional facilities to be able to offer more programs.

**Summary of Activities:**

AVHSD held classes for GED, Diploma, ESL, ABE, CTE programs along with the development of the the CTE building

Status

Submitted

**Southern Kern Unified School District**

**Southern Kern Unified School District Q1 Report (7/1 - 9/30)**

| Object Code                                  | Year to Date (YTD) Expenditure | YTD Forecast | % Expended of YTD Forecast | Project Budget | % Expended of Overall Budget | Budget Remaining |
|--|--------------------------------|--------------|----------------------------|----------------|------------------------------|------------------|
| 1000 - Instructional Salaries                | \$0                            | \$0          | 100%                       | \$0            | 100%                         | \$0              |
| 2000 - Non-Instructional Salaries            | \$0                            | \$0          | 100%                       | \$0            | 100%                         | \$0              |
| 3000 - Employee Benefits                     | \$0                            | \$0          | 100%                       | \$0            | 100%                         | \$0              |
| 4000 - Supplies and Materials                | \$0                            | \$18,520     | 0%                         | \$123,466      | 0%                           | \$123,466        |
| 5000 - Other Operating Expenses and Services | \$0                            | \$7,500      | 0%                         | \$50,000       | 0%                           | \$50,000         |
| 6000 - Capital Outlay                        | \$0                            | \$0          | 100%                       | \$0            | 100%                         | \$0              |

| Object Code        | Year to Date (YTD) Expenditure | YTD Forecast | % Expended of YTD Forecast | Project Budget | % Expended of Overall Budget | Budget Remaining |
|--------------------|--------------------------------|--------------|----------------------------|----------------|------------------------------|------------------|
| 7000 - Other Outgo | \$0                            | \$0          | 100%                       | \$0            | 100%                         | \$0              |
| Indirect Costs     | \$0                            | \$0          | 100%                       | \$0            | 100%                         | \$0              |
| <b>Totals</b>      | \$0                            | \$26,020     | 0%                         | \$173,466      | 0%                           | \$173,466        |

**Status  
Submitted**




**Southern Kern Unified School District Q2 Report (10/1 - 12/31)**

| Object Code                                  | Year to Date (YTD) Expenditure | YTD Forecast | % Expended of YTD Forecast | Project Budget | % Expended of Overall Budget | Budget Remaining |
|--|--------------------------------|--------------|----------------------------|----------------|------------------------------|------------------|
| 1000 - Instructional Salaries                | \$0                            | \$0          | 100%                       | \$0            | 100%                         | \$0              |
| 2000 - Non-Instructional Salaries            | \$0                            | \$0          | 100%                       | \$0            | 100%                         | \$0              |
| 3000 - Employee Benefits                     | \$0                            | \$0          | 100%                       | \$0            | 100%                         | \$0              |
| 4000 - Supplies and Materials                | \$0                            | \$37,040     | 0%                         | \$123,466      | 0%                           | \$123,466        |
| 5000 - Other Operating Expenses and Services | \$0                            | \$15,000     | 0%                         | \$50,000       | 0%                           | \$50,000         |
| 6000 - Capital Outlay                        | \$0                            | \$0          | 100%                       | \$0            | 100%                         | \$0              |
| 7000 - Other Outgo                           | \$0                            | \$0          | 100%                       | \$0            | 100%                         | \$0              |
| Indirect Costs                               | \$0                            | \$0          | 100%                       | \$0            | 100%                         | \$0              |
| <b>Totals</b>                                | \$0                            | \$52,040     | 0%                         | \$173,466      | 0%                           | \$173,466        |

**Status  
Submitted**

**Southern Kern Unified School District Q3 Report (1/1 - 3/31)**

| Object Code | Year to Date (YTD) Expenditure | YTD Forecast | % Expended of YTD Forecast | Project Budget | % Expended of Overall Budget | Budget Remaining |
|-------------|--------------------------------|--------------|----------------------------|----------------|------------------------------|------------------|
|-------------|--------------------------------|--------------|----------------------------|----------------|------------------------------|------------------|

| Object Code                                  | Year to Date (YTD) Expenditure | YTD Forecast    | % Expended of YTD Forecast | Project Budget   | % Expended of Overall Budget | Budget Remaining   |
|--|--------------------------------|-----------------|----------------------------|------------------|------------------------------|--|
| 1000 - Instructional Salaries                | \$5,873                        | \$0             | 100%                       | \$0              | 100%                         |  -\$5,873 |
| 2000 - Non-Instructional Salaries            | \$1,204                        | \$0             | 100%                       | \$0              | 100%                         |  -\$1,204 |
| 3000 - Employee Benefits                     | \$1,361                        | \$0             | 100%                       | \$0              | 100%                         |  -\$1,361 |
| 4000 - Supplies and Materials                | \$46,870                       | \$55,560        | 84.36%                     | \$123,466        | 37.96%                       | \$76,596   |
| 5000 - Other Operating Expenses and Services | \$962                          | \$22,500        | 4.28%                      | \$50,000         | 1.92%                        | \$49,038   |
| 6000 - Capital Outlay                        | \$0                            | \$0             | 100%                       | \$0              | 100%                         | \$0  |
| 7000 - Other Outgo                           | \$0                            | \$0             | 100%                       | \$0              | 100%                         | \$0  |
| Indirect Costs                               | \$0                            | \$0             | 100%                       | \$0              | 100%                         | \$0  |
| <b>Totals</b>                                | <b>\$56,270</b>                | <b>\$78,060</b> | <b>72.09%</b>              | <b>\$173,466</b> | <b>32.44%</b>                | <b>\$117,196</b>   |

### Corrective Action Plan

SKUSD was unable to move forward with their capital outlay project. They returned a large portion of the money they had received in June on 2018. The consortium will reallocate these funds to other projects in the future.

### Summary of Activities:

SKUSD ran ESL, ABE and CTE programs.

**Status**  
**Submitted**

### Southern Kern Unified School District Q4 Report (4/1 - 6/30)

| Object Code                       | Year to Date (YTD) Expenditure | YTD Forecast | % Expended of YTD Forecast | Project Budget | % Expended of Overall Budget | Budget Remaining   |
|-----------------------------------|--------------------------------|--------------|----------------------------|----------------|------------------------------|--|
| 1000 - Instructional Salaries     | \$6,000                        | \$0          | 100%                       | \$0            | 100%                         |  -\$6,000 |
| 2000 - Non-Instructional Salaries | \$4,000                        | \$0          | 100%                       | \$0            | 100%                         |  -\$4,000 |

| Object Code                                  | Year to Date (YTD) Expenditure | YTD Forecast     | % Expended of YTD Forecast | Project Budget   | % Expended of Overall Budget | Budget Remaining |
|--|--------------------------------|------------------|----------------------------|------------------|------------------------------|------------------|
| 3000 - Employee Benefits                     | \$4,000                        | \$0              | 100%                       | \$0              | 100%                         | ⚠<br>-\$4,000    |
| 4000 - Supplies and Materials                | \$66,096                       | \$74,080         | 89.22%                     | \$123,466        | 53.53%                       | \$57,370         |
| 5000 - Other Operating Expenses and Services | \$6,637                        | \$30,000         | 22.12%                     | \$50,000         | 13.27%                       | \$43,363         |
| 6000 - Capital Outlay                        | \$0                            | \$0              | 100%                       | \$0              | 100%                         | \$0              |
| 7000 - Other Outgo                           | \$0                            | \$0              | 100%                       | \$0              | 100%                         | \$0              |
| Indirect Costs                               | \$0                            | \$0              | 100%                       | \$0              | 100%                         | \$0              |
| <b>Totals</b>                                | <b>\$86,733</b>                | <b>\$104,080</b> | <b>83.33%</b>              | <b>\$173,466</b> | <b>50%</b>                   | <b>\$86,733</b>  |

I certify that our agency did not exceed the allowed indirect rate as directed in the Adult Education Program

Guidance: Yes

**Corrective Action Plan**

Due to programs now being held in the future.

**Summary of Activities:**

SKUSD ran Adult welding, GED, ESL and basic math skills training. We also had some spending in manufacturing building development.

**Status**  
Submitted



California  
Community  
Colleges



2018 © California Community Colleges

NOVA Site Version: [4.1.0](#)