

# CAEP Consortium Fiscal Reporting

## 16 Feather River Adult Education Consortium

2018-19 Fiscal Year

### Certification

**Certified By**  
Michelle Abramson  
Community Resource Coordinator

Quarter 1 Status	Quarter 2 Status	Quarter 3 Status	Quarter 4 Status
Certified	Certified	Certified	Uncertified

### Fiscal Report Submittal Status

	Quarter 1	Quarter 2	Quarter 3	Quarter 4
<a href="#">Feather River CCD</a>	Submitted	Submitted	Submitted	Not Submitted
<a href="#">Plumas Co. Office of Education</a>	Submitted	Submitted	Submitted	Not Submitted
<a href="#">Sierra Co. Office of Education</a>	Submitted	Submitted	Submitted	Not Submitted

### Feather River CCD

Feather River CCD Q1 Report (7/1 - 9/30)



Object Code	Year to Date (YTD) Expenditure	YTD Forecast	% Expended of YTD Forecast	Project Budget	% Expended of Overall Budget	Budget Remaining
1000 - Instructional Salaries	\$8,898	\$15,359	57.93%	\$102,396	8.69%	\$93,498
2000 - Non-Instructional Salaries	\$0	\$2,850	0%	\$19,000	0%	\$19,000
3000 - Employee Benefits	\$981	\$924	106.13%	\$6,162	15.92%	\$5,181
4000 - Supplies and Materials	\$973	\$2,700	36.04%	\$18,000	5.41%	\$17,027
5000 - Other Operating Expenses and Services	\$0	\$16,073	0%	\$107,156	0%	\$107,156
6000 - Capital Outlay	\$0	\$0	100%	\$0	100%	\$0
7000 - Other Outgo	\$0	\$0	100%	\$0	100%	\$0
Indirect Costs	\$0	\$1,800	0%	\$12,000	0%	\$12,000
<b>Totals</b>	<b>\$10,852</b>	<b>\$39,707</b>	<b>27.33%</b>	<b>\$264,714</b>	<b>4.1%</b>	<b>\$253,862</b>

### Corrective Action Plan

The FRAEC Board voted to allocate \$200,000 to Sierra County Office of Education to start an adult education program. We are working through the Chancellor's Office and TAP to submit an allocation amendment in NOVA to reflect this new program.

**Status**  
**Submitted**

### Feather River CCD Q2 Report (10/1 - 12/31)

Object Code	Year to Date (YTD) Expenditure	YTD Forecast	% Expended of YTD Forecast	Project Budget	% Expended of Overall Budget	Budget Remaining
1000 - Instructional Salaries	\$21,778	\$30,719	70.89%	\$102,396	21.27%	\$80,618
2000 - Non-Instructional Salaries	\$271	\$5,700	4.75%	\$19,000	1.43%	\$18,729
3000 - Employee Benefits	\$1,994	\$1,849	107.87%	\$6,162	32.36%	\$4,168
4000 - Supplies and Materials	\$29,043	\$5,400	537.83%	\$18,000	161.35%	 -\$11,043
5000 - Other Operating Expenses and Services	\$43,062	\$32,147	133.95%	\$107,156	40.19%	\$64,094
6000 - Capital Outlay	\$5,241	\$0	100%	\$0	100%	 -\$5,241
7000 - Other Outgo	\$0	\$0	100%	\$0	100%	\$0
Indirect Costs	\$0	\$3,600	0%	\$12,000	0%	\$12,000
<b>Totals</b>	<b>\$101,389</b>	<b>\$79,414</b>	<b>127.67%</b>	<b>\$264,714</b>	<b>38.3%</b>	<b>\$163,325</b>

### Summary of Activities:

Expenditures include investments in instructional materials, and operating expenses for Go Teach and the Mise En Place program.

Status  
Submitted

### Allocation Year Closeout: 2016-17

I have reviewed the financial reports for my agency and confirm that all funds for this allocation year have been spent.

#### 2016-17 Reverted Funds:

\$0

#### 2016-17 Status

Closed

#### Submitting Authority

Derek Lerch

### Feather River CCD Q3 Report (1/1 - 3/31)


Object Code	Year to Date (YTD) Expenditure	YTD Forecast	% Expended of YTD Forecast	Project Budget	% Expended of Overall Budget	Budget Remaining
1000 - Instructional Salaries	\$56,259	\$46,078	122.09%	\$102,396	54.94%	\$46,137
2000 - Non-Instructional Salaries	\$271	\$8,550	3.17%	\$19,000	1.43%	\$18,729
3000 - Employee Benefits	\$4,590	\$2,773	165.53%	\$6,162	74.49%	\$1,572
4000 - Supplies and Materials	\$35,392	\$8,100	436.94%	\$18,000	196.62%	 -\$17,392
5000 - Other Operating Expenses and Services	\$77,138	\$48,220	159.97%	\$107,156	71.99%	\$30,018
6000 - Capital Outlay	\$5,241	\$0	100%	\$0	100%	 -\$5,241
7000 - Other Outgo	\$0	\$0	100%	\$0	100%	\$0
Indirect Costs	\$3,374	\$5,400	62.48%	\$12,000	28.12%	\$8,626
Totals	\$182,265	\$119,121	153.01%	\$264,714	68.85%	\$82,449

### Summary of Activities:

All activities are continuing as planned: this includes our Go Teach and Mise En Place programs, as well as our work with the consortium's consultant, Mitch Rosin.

Status  
Submitted

### Feather River CCD Q4 Report (4/1 - 6/30)

Object Code	Year to Date (YTD) Expenditure	YTD Forecast	% Expended of YTD Forecast	Project Budget	% Expended of Overall Budget	Budget Remaining
1000 - Instructional Salaries	\$56,259	\$61,438	91.57%	\$102,396	54.94%	\$46,137
2000 - Non-Instructional Salaries	\$271	\$11,400	2.38%	\$19,000	1.43%	\$18,729
3000 - Employee Benefits	\$4,590	\$3,697	124.15%	\$6,162	74.49%	\$1,572
4000 - Supplies and Materials	\$35,392	\$10,800	327.7%	\$18,000	196.62%	 -\$17,392
5000 - Other Operating Expenses and Services	\$77,138	\$64,294	119.98%	\$107,156	71.99%	\$30,018
6000 - Capital Outlay	\$5,241	\$0	100%	\$0	100%	 -\$5,241
7000 - Other Outgo	\$0	\$0	100%	\$0	100%	\$0
Indirect Costs	\$3,374	\$7,200	46.86%	\$12,000	28.12%	\$8,626
Totals	\$182,265	\$158,828	114.76%	\$264,714	68.85%	\$82,449

Status  
Unsubmitted

## Plumas Co. Office of Education

### Plumas Co. Office of Education Q1 Report (7/1 - 9/30)

Object Code	Year to Date (YTD) Expenditure	YTD Forecast	% Expended of YTD Forecast	Project Budget	% Expended of Overall Budget	Budget Remaining
1000 - Instructional Salaries	\$71,653	\$86,818	82.53%	\$347,273	20.63%	\$275,620
2000 - Non-Instructional Salaries	\$2,260	\$4,788	47.21%	\$19,150	11.8%	\$16,890
3000 - Employee Benefits	\$21,721	\$32,887	66.05%	\$131,547	16.51%	\$109,826
4000 - Supplies and Materials	\$3,294	\$3,250	101.35%	\$13,000	25.34%	\$9,706
5000 - Other Operating Expenses and Services	\$1,646	\$38,396	4.29%	\$153,582	1.07%	\$151,936
6000 - Capital Outlay	\$0	\$18,350	0%	\$73,401	0%	\$73,401
7000 - Other Outgo	\$0	\$6,000	0%	\$30,000	0%	\$30,000
Indirect Costs	\$1,090	\$0	100%	\$38,397	2.84%	\$37,307
<b>Totals</b>	<b>\$101,664</b>	<b>\$190,488</b>	<b>53.37%</b>	<b>\$806,350</b>	<b>12.61%</b>	<b>\$704,686</b>

### Corrective Action Plan

The Feather River Consortium has engaged consulting services to work on building a program during this fiscal year. Part of this engagement is opening new locations for service delivery, hiring staff, and conducting a full needs assessment for the two counties in the Consortium.

**Status**  
**Submitted**

### Plumas Co. Office of Education Q2 Report (10/1 - 12/31)

Object Code	Year to Date (YTD) Expenditure	YTD Forecast	% Expended of YTD Forecast	Project Budget	% Expended of Overall Budget	Budget Remaining
1000 - Instructional Salaries	\$142,384	\$173,637	82%	\$347,273	41%	\$204,889
2000 - Non-Instructional Salaries	\$7,145	\$9,575	74.62%	\$19,150	37.31%	\$12,005
3000 - Employee Benefits	\$46,659	\$65,774	70.94%	\$131,547	35.47%	\$84,888
4000 - Supplies and Materials	\$8,192	\$6,500	126.03%	\$13,000	63.02%	\$4,808
5000 - Other Operating Expenses and Services	\$10,541	\$76,791	13.73%	\$153,582	6.86%	\$143,041
6000 - Capital Outlay	\$0	\$36,701	0%	\$73,401	0%	\$73,401
7000 - Other Outgo	\$1,099	\$15,000	7.33%	\$30,000	3.66%	\$28,901
Indirect Costs	\$9,807	\$0	100%	\$38,397	25.54%	\$28,590
<b>Totals</b>	<b>\$225,827</b>	<b>\$383,977</b>	<b>58.81%</b>	<b>\$806,350</b>	<b>28.01%</b>	<b>\$580,523</b>

### Corrective Action Plan

The Feather River Consortium has engaged consulting services to work on building a program during this fiscal year. Part of this engagement is opening new locations for service delivery, hiring staff, and conducting a full needs assessment for the two counties in the Consortium.

Status  
Submitted

### Allocation Year Closeout: 2016-17

I have reviewed the financial reports for my agency and confirm that all funds for this allocation year have been spent.

#### 2016-17 Reverted Funds:

\$0

#### 2016-17 Status

Closed

#### Submitting Authority

Terry Oestreich

Kristy Warren

Michelle Abramson , Community Resource Coordinator

Object Code	Year to Date (YTD) Expenditure	YTD Forecast	% Expended of YTD Forecast	Project Budget	% Expended of Overall Budget	Budget Remaining
1000 - Instructional Salaries	\$205,254	\$260,455	78.81%	\$347,273	59.1%	\$142,019
2000 - Non-Instructional Salaries	\$12,047	\$14,363	83.88%	\$19,150	62.91%	\$7,103
3000 - Employee Benefits	\$70,674	\$98,660	71.63%	\$131,547	53.73%	\$60,873
4000 - Supplies and Materials	\$12,827	\$9,750	131.56%	\$13,000	98.67%	\$173
5000 - Other Operating Expenses and Services	\$31,227	\$115,187	27.11%	\$153,582	20.33%	\$122,355
6000 - Capital Outlay	\$0	\$55,051	0%	\$73,401	0%	\$73,401
7000 - Other Outgo	\$5,637	\$22,500	25.05%	\$30,000	18.79%	\$24,363
Indirect Costs	\$15,330	\$0	100%	\$38,397	39.92%	\$23,067
<b>Totals</b>	<b>\$352,996</b>	<b>\$575,965</b>	<b>61.29%</b>	<b>\$806,350</b>	<b>43.78%</b>	<b>\$453,354</b>

### Corrective Action Plan

The Feather River Consortium has engaged consulting services to work on building a program during this fiscal year. Part of this engagement is opening new locations for service delivery, hiring staff, and conducting a full needs assessment for the two counties in the Consortium.

Status  
Submitted

### Plumas Co. Office of Education Q4 Report (4/1 - 6/30)



Object Code	Year to Date (YTD) Expenditure	YTD Forecast	% Expended of YTD Forecast	Project Budget	% Expended of Overall Budget	Budget Remaining
1000 - Instructional Salaries	\$205,254	\$347,273	59.1%	\$347,273	59.1%	\$142,019
2000 - Non-Instructional Salaries	\$12,047	\$19,150	62.91%	\$19,150	62.91%	\$7,103
3000 - Employee Benefits	\$70,674	\$131,547	53.73%	\$131,547	53.73%	\$60,873
4000 - Supplies and Materials	\$12,827	\$13,000	98.67%	\$13,000	98.67%	\$173
5000 - Other Operating Expenses and Services	\$31,227	\$153,582	20.33%	\$153,582	20.33%	\$122,355
6000 - Capital Outlay	\$0	\$73,401	0%	\$73,401	0%	\$73,401
7000 - Other Outgo	\$5,637	\$30,000	18.79%	\$30,000	18.79%	\$24,363
Indirect Costs	\$15,330	\$0	100%	\$38,397	39.92%	\$23,067
<b>Totals</b>	<b>\$352,996</b>	<b>\$767,953</b>	<b>45.97%</b>	<b>\$806,350</b>	<b>43.78%</b>	<b>\$453,354</b>

**Status**  
**Unsubmitted**

## Sierra Co. Office of Education

### Sierra Co. Office of Education Q1 Report (7/1 - 9/30)

Object Code	Year to Date (YTD) Expenditure	YTD Forecast	% Expended of YTD Forecast	Project Budget	% Expended of Overall Budget	Budget Remaining
1000 - Instructional Salaries	\$0	\$12,143	0%	\$80,950	0%	\$80,950
2000 - Non-Instructional Salaries	\$0	\$0	100%	\$0	100%	\$0
3000 - Employee Benefits	\$0	\$5,196	0%	\$34,640	0%	\$34,640
4000 - Supplies and Materials	\$0	\$1,753	0%	\$11,685	0%	\$11,685
5000 - Other Operating Expenses and Services	\$0	\$6,150	0%	\$41,000	0%	\$41,000
6000 - Capital Outlay	\$0	\$4,500	0%	\$115,000	0%	\$115,000
7000 - Other Outgo	\$0	\$0	100%	\$0	100%	\$0
Indirect Costs	\$0	\$259	0%	\$1,725	0%	\$1,725
Totals	\$0	\$30,000	0%	\$285,000	0%	\$285,000

### Corrective Action Plan

Funds were allocated beginning Q3.

Status  
Submitted

### Sierra Co. Office of Education Q2 Report (10/1 - 12/31)

Object Code	Year to Date (YTD) Expenditure	YTD Forecast	% Expended of YTD Forecast	Project Budget	% Expended of Overall Budget	Budget Remaining
1000 - Instructional Salaries	\$0	\$24,285	0%	\$80,950	0%	\$80,950
2000 - Non-Instructional Salaries	\$0	\$0	100%	\$0	100%	\$0
3000 - Employee Benefits	\$0	\$10,392	0%	\$34,640	0%	\$34,640
4000 - Supplies and Materials	\$0	\$3,506	0%	\$11,685	0%	\$11,685
5000 - Other Operating Expenses and Services	\$0	\$12,300	0%	\$41,000	0%	\$41,000
6000 - Capital Outlay	\$0	\$9,000	0%	\$115,000	0%	\$115,000
7000 - Other Outgo	\$0	\$0	100%	\$0	100%	\$0
Indirect Costs	\$0	\$259	0%	\$1,725	0%	\$1,725
<b>Totals</b>	<b>\$0</b>	<b>\$59,741</b>	<b>0%</b>	<b>\$285,000</b>	<b>0%</b>	<b>\$285,000</b>

### Corrective Action Plan

Funding was allocated in Q3. Funds will be used for staffing, curriculum, launching CTE/ABE/HSE programs, purchase of a portable classroom, purchase of a vehicle.

Status  
Submitted

### Allocation Year Closeout: 2016-17

I have reviewed the financial reports for my agency and confirm that all funds for this allocation year have been spent.

#### 2016-17 Reverted Funds:

\$0

#### 2016-17 Status

Closed

#### Submitting Authority

Merrill Grant, Superintendent  
Ms Nona Griesert, Business Manager  
Adrienne Garza  
Wendy Jackson

Object Code	Year to Date (YTD) Expenditure	YTD Forecast	% Expended of YTD Forecast	Project Budget	% Expended of Overall Budget	Budget Remaining
1000 - Instructional Salaries	\$20,359	\$36,428	55.89%	\$80,950	25.15%	\$60,591
2000 - Non-Instructional Salaries	\$0	\$0	100%	\$0	100%	\$0
3000 - Employee Benefits	\$6,429	\$15,588	41.24%	\$34,640	18.56%	\$28,211
4000 - Supplies and Materials	\$8,814	\$5,258	167.62%	\$11,685	75.43%	\$2,871
5000 - Other Operating Expenses and Services	\$27,072	\$18,450	146.73%	\$41,000	66.03%	\$13,928
6000 - Capital Outlay	\$41,761	\$77,250	54.06%	\$115,000	36.31%	\$73,239
7000 - Other Outgo	\$0	\$0	100%	\$0	100%	\$0
Indirect Costs	\$0	\$259	0%	\$1,725	0%	\$1,725
<b>Totals</b>	<b>\$104,435</b>	<b>\$153,233</b>	<b>68.15%</b>	<b>\$285,000</b>	<b>36.64%</b>	<b>\$180,565</b>

### Corrective Action Plan

We were not funded for the first half of the year.

Status  
Submitted

---

Sierra Co. Office of Education Q4 Report (4/1 - 6/30)

Object Code	Year to Date (YTD) Expenditure	YTD Forecast	% Expended of YTD Forecast	Project Budget	% Expended of Overall Budget	Budget Remaining
1000 - Instructional Salaries	\$20,359	\$48,570	41.92%	\$80,950	25.15%	\$60,591
2000 - Non-Instructional Salaries	\$0	\$0	100%	\$0	100%	\$0
3000 - Employee Benefits	\$6,429	\$20,784	30.93%	\$34,640	18.56%	\$28,211
4000 - Supplies and Materials	\$8,814	\$7,011	125.72%	\$11,685	75.43%	\$2,871
5000 - Other Operating Expenses and Services	\$27,072	\$24,600	110.05%	\$41,000	66.03%	\$13,928
6000 - Capital Outlay	\$41,761	\$103,000	40.54%	\$115,000	36.31%	\$73,239
7000 - Other Outgo	\$0	\$0	100%	\$0	100%	\$0
Indirect Costs	\$0	\$259	0%	\$1,725	0%	\$1,725
<b>Totals</b>	<b>\$104,435</b>	<b>\$204,224</b>	<b>51.14%</b>	<b>\$285,000</b>	<b>36.64%</b>	<b>\$180,565</b>

**Status**  
Unsubmitted



California  
Community  
Colleges



2019 © California Community Colleges

NOVA Site Version: [4.7.4](#)