

**03 Barstow Area Consortium for Adult Education**

**Baker Valley Unified  
2022-23 Q4**

Submitted by Cecil Edwards

Approved by Eva Bagg

Object Code	Year to Date (YTD) Expenditure	YTD Forecast	% Expended of YTD Forecast	Project Budget	% Expended of Project Budget	Budget Remaining
1000 - Instructional Salaries	\$6,180	\$6,784	91.1%	\$27,135	22.78%	\$20,955
2000 - Non-Instructional Salaries	\$4,655	\$6,250	74.48%	\$25,000	18.62%	\$20,345
3000 - Employee Benefits	\$2,870	\$0	100%	\$0	100%	! -\$2,870
4000 - Supplies and Materials	\$68,958	\$9,000	766.2%	\$36,000	191.55%	! -\$32,958
5000 - Other Operating Expenses and Services	\$1,438	\$4,250	33.84%	\$17,000	8.46%	\$15,562
6000 - Capital Outlay	\$0	\$0	100%	\$0	100%	\$0
7000 - Other Outgo	\$0	\$0	100%	\$0	100%	\$0
Indirect Costs	\$500	\$1,000	50%	\$4,000	12.5%	\$3,500
<b>Totals</b>	<b>\$84,601</b>	<b>\$27,284</b>	<b>310.08%</b>	<b>\$109,135</b>	<b>77.52%</b>	<b>\$24,534</b>

**Additional Comments**

3000 - Employee benefits cost increase.



4000 - Purchased new computers and a prometean board for the adult school. This was not initially budgeted, but was identified as an urgent need.

✓ I certify that our agency did not exceed the allowed indirect rate as directed in the Adult Education Program Guidance.

**Barstow CCD  
2022-23 Q4**

Submitted by Elena Rivera

Approved by Eva Bagg

Object Code	Year to Date (YTD) Expenditure	YTD Forecast	% Expended of YTD Forecast	Project Budget	% Expended of Project Budget	Budget Remaining
1000 - Instructional Salaries	\$61,020	\$60,000	101.7%	\$60,000	101.7%	 -\$1,020
2000 - Non-Instructional Salaries	\$143,632	\$145,000	99.06%	\$145,000	99.06%	\$1,368
3000 - Employee Benefits	\$54,315	\$40,255	134.93%	\$40,255	134.93%	 -\$14,060
4000 - Supplies and Materials	\$8,918	\$20,000	44.59%	\$20,000	44.59%	\$11,082
5000 - Other Operating Expenses and Services	\$83,738	\$93,807	89.27%	\$93,807	89.27%	\$10,069
6000 - Capital Outlay	\$5,566	\$17,608	31.61%	\$17,608	31.61%	\$12,042
7000 - Other Outgo	\$0	\$0	100%	\$0	100%	\$0
Indirect Costs	\$0	\$0	100%	\$0	100%	\$0
<b>Totals</b>	<b>\$357,189</b>	<b>\$376,670</b>	<b>94.83%</b>	<b>\$376,670</b>	<b>94.83%</b>	<b>\$19,481</b>

**Additional Comments**


Not Entered

✓ I certify that our agency did not exceed the allowed indirect rate as directed in the Adult Education Program Guidance.

**Barstow Unified**  
2022-23 Q4

Submitted by Michelle Colloc

Approved by Eva Bagg

Object Code	Year to Date (YTD) Expenditure	YTD Forecast	% Expended of YTD Forecast	Project Budget	% Expended of Project Budget	Budget Remaining
1000 - Instructional Salaries	\$89,275	\$105,600	84.54%	\$176,000	50.72%	\$86,725
2000 - Non-Instructional Salaries	\$40,843	\$66,000	61.88%	\$110,000	37.13%	\$69,157
3000 - Employee Benefits	\$36,105	\$42,000	85.96%	\$70,000	51.58%	\$33,895
4000 - Supplies and Materials	\$54,756	\$84,000	65.19%	\$140,000	39.11%	\$85,244
5000 - Other Operating Expenses and Services	\$40,864	\$78,184	52.27%	\$130,306	31.36%	\$89,442
6000 - Capital Outlay	\$0	\$30,000	0%	\$50,000	0%	\$50,000
7000 - Other Outgo	\$0	\$0	100%	\$0	100%	\$0
Indirect Costs	\$0	\$20,280	0%	\$33,800	0%	\$33,800
<b>Totals</b>	<b>\$261,843</b>	<b>\$426,064</b>	<b>61.46%</b>	<b>\$710,106</b>	 <b>36.87%</b>	<b>\$448,263</b>

**Additional Comments**

Not Entered

✓ I certify that our agency did not exceed the allowed indirect rate as directed in the Adult Education Program Guidance.

**Silver Valley Unified**  
2022-23 Q4

Submitted by Jeff Youskievitz

Approved by Eva Bagg

Object Code	Year to Date (YTD) Expenditure	YTD Forecast	% Expended of YTD Forecast	Project Budget	% Expended of Project Budget	Budget Remaining
1000 - Instructional Salaries	\$77,010	\$24,000	320.88%	\$80,000	96.26%	\$2,990
2000 - Non-Instructional Salaries	\$9,358	\$4,500	207.96%	\$15,000	62.39%	\$5,642
3000 - Employee Benefits	\$18,594	\$10,500	177.09%	\$35,000	53.13%	\$16,406
4000 - Supplies and Materials	\$728	\$4,500	16.18%	\$15,000	4.85%	\$14,272
5000 - Other Operating Expenses and Services	\$32,557	\$4,500	723.49%	\$15,000	217.05%	! -\$17,557
6000 - Capital Outlay	\$153,100	\$37,004	413.74%	\$123,347	124.12%	! -\$29,753
7000 - Other Outgo	\$0	\$0	100%	\$0	100%	\$0
Indirect Costs	\$0	\$2,400	0%	\$8,000	0%	\$8,000
<b>Totals</b>	<b>\$291,347</b>	<b>\$87,404</b>	<b>333.33%</b>	<b>\$291,347</b>	<b>100%</b>	<b>\$0</b>

**Additional Comments**

Not Entered

✓ I certify that our agency did not exceed the allowed indirect rate as directed in the Adult Education Program Guidance.



California Community Colleges



2023 © California Community Colleges

NOVA Site Version: 6.5.6