


California Adult Education Program  
Fiscal Reporting

Produced: Dec 20, 2023, 07:12 PM UTC - By Eva Bagg

### 03 Barstow Area Consortium for Adult Education

Consortium Summary | Total Expenditures: **\$50,450** Total Allocation: **\$1,111,920** Total Carryover: **\$1,061,470**  
**(95.46%)** Carryover Compliance 


## Baker Valley Unified 2023-24 Q1

Submitted by Cecil Edwards

Approved by Eva Bagg

Object Code	Year to Date (YTD) Expenditure	YTD Forecast	% Expended of YTD Forecast	Project Budget	% Expended of Project Budget	Budget Remaining
1000 - Instructional Salaries	\$560	\$1,500	37.33%	\$10,000	5.6%	\$9,440
2000 - Non-Instructional Salaries	\$791	\$5,055	15.65%	\$33,700	2.35%	\$32,909
3000 - Employee Benefits	\$381	\$1,800	21.17%	\$12,000	3.18%	\$11,619
4000 - Supplies and Materials	\$13,234	\$3,466	381.87%	\$23,104	57.28%	\$9,870
5000 - Other Operating Expenses and Services	\$1,000	\$3,525	28.37%	\$23,500	4.26%	\$22,500
6000 - Capital Outlay	\$0	\$0	100%	\$0	100%	\$0
7000 - Other Outgo	\$0	\$0	100%	\$0	100%	\$0
Indirect Costs	\$0	\$0	100%	\$0	100%	\$0
<b>Totals</b>	<b>\$15,966</b>	<b>\$15,346</b>	<b>104.04%</b>	<b>\$102,304</b>	<b>15.61%</b>	<b>\$86,338</b>

#### Carryover Status

Fiscal Year	Allocation	Expenditures	Carryover Amount	Carryover %	Carryover Threshold %	Locked
2023-24	\$77,834	-\$8,568	\$77,834	 <b>100%</b>	80%	-

#### Additional Comments

Not Entered


### Barstow CCD 2023-24 Q1

Submitted by Elena Rivera

Approved by Eva Bagg

Object Code	Year to Date (YTD) Expenditure	YTD Forecast	% Expended of YTD Forecast	Project Budget	% Expended of Project Budget	Budget Remaining
1000 - Instructional Salaries	\$7,500	\$17,000	44.12%	\$85,000	8.82%	\$77,500
2000 - Non-Instructional Salaries	\$32,829	\$29,000	113.2%	\$145,000	22.64%	\$112,171
3000 - Employee Benefits	\$11,780	\$13,000	90.62%	\$65,000	18.12%	\$53,220
4000 - Supplies and Materials	\$117	\$11,000	1.06%	\$55,000	0.21%	\$54,883
5000 - Other Operating Expenses and Services	\$11,618	\$6,122	189.78%	\$30,609	37.96%	\$18,991
6000 - Capital Outlay	\$0	\$1,100	0%	\$5,500	0%	\$5,500
7000 - Other Outgo	\$0	\$0	100%	\$0	100%	\$0
Indirect Costs	\$0	\$0	100%	\$0	100%	\$0
<b>Totals</b>	<b>\$63,844</b>	<b>\$77,222</b>	<b>82.68%</b>	<b>\$386,109</b>	<b>16.54%</b>	<b>\$322,265</b>

#### Carryover Status

Fiscal Year	Allocation	Expenditures	Carryover Amount	Carryover %	Carryover Threshold %	Locked
2023-24	\$366,934	\$44,363	\$322,571	 87.91%	80%	-

#### Additional Comments

Not Entered

### Barstow Unified 2023-24 Q1

Submitted by Michelle Colleoc

Approved by Eva Bagg

Object Code	Year to Date (YTD) Expenditure	YTD Forecast	% Expended of YTD Forecast	Project Budget	% Expended of Project Budget	Budget Remaining
1000 - Instructional Salaries	\$4,750	\$40,000	11.88%	\$200,000	2.38%	\$195,250
2000 - Non-Instructional Salaries	\$10,215	\$15,820	64.57%	\$79,100	12.91%	\$68,885
3000 - Employee Benefits	\$4,557	\$16,000	28.48%	\$80,000	5.7%	\$75,443
4000 - Supplies and Materials	\$152	\$56,800	0.27%	\$284,000	0.05%	\$283,848
5000 - Other Operating Expenses and Services	\$27,493	\$35,066	78.4%	\$175,330	15.68%	\$147,837
6000 - Capital Outlay	\$0	\$0	100%	\$0	100%	\$0
7000 - Other Outgo	\$0	\$0	100%	\$0	100%	\$0
Indirect Costs	\$0	\$8,180	0%	\$40,900	0%	\$40,900
<b>Totals</b>	<b>\$47,167</b>	<b>\$171,866</b>	<b>27.44%</b>	<b>\$859,330</b>	<b>! 5.49%</b>	<b>\$812,163</b>

**Carryover Status**

Fiscal Year	Allocation	Expenditures	Carryover Amount	Carryover %	Carryover Threshold %	Locked
2023-24	\$411,410	-\$401,096	\$411,410	<b>! 100%</b>	80%	-

**Additional Comments**

Not Entered

**Silver Valley Unified  
2023-24 Q1**

Submitted by Jeff Youskievitz

Approved by Eva Bagg

Object Code	Year to Date (YTD) Expenditure	YTD Forecast	% Expended of YTD Forecast	Project Budget	% Expended of Project Budget	Budget Remaining
1000 - Instructional Salaries	\$500	\$2,700	18.52%	\$90,000	0.56%	\$89,500
2000 - Non-Instructional Salaries	\$0	\$266	0%	\$8,875	0%	\$8,875
3000 - Employee Benefits	\$115	\$744	15.46%	\$24,789	0.46%	\$24,674
4000 - Supplies and Materials	\$4,547	\$150	3,031.33%	\$5,000	90.94%	\$453
5000 - Other Operating Expenses and Services	\$925	\$300	308.33%	\$10,000	9.25%	\$9,075
6000 - Capital Outlay	\$0	\$3,506	0%	\$116,865	0%	\$116,865
7000 - Other Outgo	\$0	\$0	100%	\$0	100%	\$0
Indirect Costs	\$0	\$0	100%	\$0	100%	\$0
<b>Totals</b>	<b>\$6,087</b>	<b>\$7,666</b>	<b>79.4%</b>	<b>\$255,529</b>	<b>! 2.38%</b>	<b>\$249,442</b>

**Carryover Status**

Fiscal Year	Allocation	Expenditures	Carryover Amount	Carryover %	Carryover Threshold %	Locked
2023-24	\$255,742	\$6,087	\$249,655	<b>! 97.62%</b>	80%	-

**Additional Comments**

Not Entered



California Community Colleges



2023 © California Community Colleges

NOVA Site Version: 6.5.17