

CAEP Consortium Fiscal Reporting 04 Butte-Glenn Adult Education Consortium

2018-19 Fiscal Year

Certification

Certified By

Jennifer Macarthy

Director - CTE Grants and Regional Projects



Quarter 1 Status	Quarter 2 Status	Quarter 3 Status	Quarter 4 Status
Certified	Certified	Certified	Uncertified

Fiscal Report Submittal Status

	Quarter 1	Quarter 2	Quarter 3	Quarter 4
Butte Co. Office of Education	Submitted	Submitted	Submitted	Submitted
Butte-Glenn CCD	Submitted	Submitted	Submitted	Submitted
Glenn Co. Office of Education	Submitted	Submitted	Submitted	Not Submitted
Hamilton Unified	Submitted	Submitted	Submitted	Submitted
Oroville Union High	Submitted	Submitted	Submitted	Submitted
Paradise Unified	Submitted	Submitted	Submitted	Submitted

Butte Co. Office of Education

Butte Co. Office of Education Q1 Report (7/1 - 9/30)

Object Code	Year to Date (YTD) Expenditure	YTD Forecast	% Expended of YTD Forecast	Project Budget	% Expended of Overall Budget	Budget Remaining
1000 - Instructional Salaries	\$27,000	\$0	100%	\$13,790	195.79%	 -\$13,210
2000 - Non-Instructional Salaries	\$0	\$0	100%	\$20	0%	\$20
3000 - Employee Benefits	\$7,072	\$0	100%	\$2,732	258.86%	 -\$4,340
4000 - Supplies and Materials	\$1,504	\$0	100%	\$142,095	1.06%	\$140,591
5000 - Other Operating Expenses and Services	\$2,050	\$0	100%	\$7,547	27.16%	\$5,497
6000 - Capital Outlay	\$14,200	\$0	100%	\$14,538	97.68%	\$338
7000 - Other Outgo	\$0	\$0	100%	\$0	100%	\$0
Indirect Costs	\$0	\$0	100%	\$0	100%	\$0
Totals	\$51,826	\$0	100%	\$180,722	28.68%	\$128,896

Status
Submitted

Butte Co. Office of Education Q2 Report (10/1 - 12/31)

Object Code	Year to Date (YTD) Expenditure	YTD Forecast	% Expended of YTD Forecast	Project Budget	% Expended of Overall Budget	Budget Remaining
1000 - Instructional Salaries	\$27,000	\$0	100%	\$13,790	195.79%	 -\$13,210
2000 - Non-Instructional Salaries	\$0	\$0	100%	\$20	0%	\$20
3000 - Employee Benefits	\$7,072	\$0	100%	\$2,732	258.86%	 -\$4,340
4000 - Supplies and Materials	\$1,504	\$0	100%	\$142,095	1.06%	\$140,591
5000 - Other Operating Expenses and Services	\$2,050	\$0	100%	\$7,547	27.16%	\$5,497
6000 - Capital Outlay	\$14,200	\$0	100%	\$14,538	97.68%	\$338
7000 - Other Outgo	\$0	\$0	100%	\$0	100%	\$0
Indirect Costs	\$0	\$0	100%	\$0	100%	\$0
Totals	\$51,826	\$0	100%	\$180,722	28.68%	\$128,896

Status
Submitted

Allocation Year Closeout: 2016-17

I have reviewed the financial reports for my agency and confirm that all funds for this allocation year have been spent.

2016-17 Reverted Funds:

\$0


2016-17 Status

Closed

Submitting Authority

Jennifer Foglesong, Senior Director

Butte Co. Office of Education Q3 Report (1/1 - 3/31)

Object Code	Year to Date (YTD) Expenditure	YTD Forecast	% Expended of YTD Forecast	Project Budget	% Expended of Overall Budget	Budget Remaining
1000 - Instructional Salaries	\$27,000	\$0	100%	\$13,790	195.79%	 -\$13,210
2000 - Non-Instructional Salaries	\$0	\$0	100%	\$20	0%	\$20
3000 - Employee Benefits	\$7,072	\$0	100%	\$2,732	258.86%	 -\$4,340
4000 - Supplies and Materials	\$1,504	\$0	100%	\$142,095	1.06%	\$140,591
5000 - Other Operating Expenses and Services	\$2,050	\$0	100%	\$7,547	27.16%	\$5,497
6000 - Capital Outlay	\$14,200	\$0	100%	\$14,538	97.68%	\$338
7000 - Other Outgo	\$0	\$0	100%	\$0	100%	\$0
Indirect Costs	\$0	\$0	100%	\$0	100%	\$0
Totals	\$51,826	\$0	100%	\$180,722	28.68%	\$128,896

Status
Submitted

Butte Co. Office of Education Q4 Report (4/1 - 6/30)

Object Code	Year to Date (YTD) Expenditure	YTD Forecast	% Expended of YTD Forecast	Project Budget	% Expended of Overall Budget	Budget Remaining
1000 - Instructional Salaries	\$27,000	\$0	100%	\$13,790	195.79%	 -\$13,210
2000 - Non-Instructional Salaries	\$0	\$0	100%	\$20	0%	\$20
3000 - Employee Benefits	\$7,072	\$0	100%	\$2,732	258.86%	 -\$4,340
4000 - Supplies and Materials	\$142,095	\$0	100%	\$142,095	100%	\$0
5000 - Other Operating Expenses and Services	\$7,547	\$0	100%	\$7,547	100%	\$0
6000 - Capital Outlay	\$14,538	\$0	100%	\$14,538	100%	\$0
7000 - Other Outgo	\$0	\$0	100%	\$0	100%	\$0
Indirect Costs	\$0	\$0	100%	\$0	100%	\$0
Totals	\$198,252	\$0	100%	\$180,722	109.7%	 -\$17,530

I certify that our agency did not exceed the allowed indirect rate as directed in the Adult Education Program

Guidance: Yes

Summary of Activities:

Expended funds.

Status
Submitted

Butte-Glenn CCD

Butte-Glenn CCD Q1 Report (7/1 - 9/30)

Object Code	Year to Date (YTD) Expenditure	YTD Forecast	% Expended of YTD Forecast	Project Budget	% Expended of Overall Budget	Budget Remaining
1000 - Instructional Salaries	\$625	\$1,250	50%	\$5,000	12.5%	\$4,375
2000 - Non-Instructional Salaries	\$1,796	\$16,869	10.65%	\$67,475	2.66%	\$65,679
3000 - Employee Benefits	\$118	\$8,151	1.45%	\$32,605	0.36%	\$32,487
4000 - Supplies and Materials	\$0	\$884	0%	\$3,535	0%	\$3,535
5000 - Other Operating Expenses and Services	\$310	\$19,210	1.61%	\$76,839	0.4%	\$76,529
6000 - Capital Outlay	\$0	\$0	100%	\$1,767	0%	\$1,767
7000 - Other Outgo	\$0	\$0	100%	\$0	100%	\$0
Indirect Costs	\$0	\$2,341	0%	\$9,363	0%	\$9,363
Totals	\$2,849	\$48,704	5.85%	\$196,584	1.45%	\$193,735

Corrective Action Plan

AEP Consortium Director was hired in August, 2018. This transition caused a slow-down in expenditure during Q1. Once fully trained, AEP Consortium Director will work to bring expenditure in alignment with projected budget.

Summary of Activities:

AEP Consortium Director training. Quarterly meeting of Consortium held on September 14, 2018.

Status
Submitted

Butte-Glenn CCD Q2 Report (10/1 - 12/31)

Object Code	Year to Date (YTD) Expenditure	YTD Forecast	% Expended of YTD Forecast	Project Budget	% Expended of Overall Budget	Budget Remaining
1000 - Instructional Salaries	\$1,250	\$2,500	50%	\$5,000	25%	\$3,750
2000 - Non-Instructional Salaries	\$34,266	\$33,738	101.57%	\$67,475	50.78%	\$33,209
3000 - Employee Benefits	\$14,471	\$16,303	88.77%	\$32,605	44.38%	\$18,134
4000 - Supplies and Materials	\$360	\$1,768	20.37%	\$3,535	10.18%	\$3,175
5000 - Other Operating Expenses and Services	\$4,272	\$38,420	11.12%	\$76,839	5.56%	\$72,567
6000 - Capital Outlay	\$0	\$1,767	0%	\$1,767	0%	\$1,767
7000 - Other Outgo	\$0	\$0	100%	\$0	100%	\$0
Indirect Costs	\$2,479	\$4,682	52.95%	\$9,363	26.48%	\$6,884
Totals	\$57,098	\$99,176	57.57%	\$196,584	29.05%	\$139,486

Corrective Action Plan

Progress on many items related to the consortium - training, reporting, etc - were impacted in Q2 due to the Camp Fire. Paradise lost their school in the fire, Oroville Adult School Chico location became the temporary home for the Paradise Unified School District, and all of our partners tried to come together to assist each other and the various students impacted by the Camp Fire. Butte College and our program partners also experience closures during this time. We anticipate Q3 will be a flurry of planning for the consortium as we dive into the 3-Year Planning process, and begin to contemplate how best to address the impacts of the Camp Fire on our students and on our community.

Summary of Activities:

Held Quarterly Consortium Meeting, and initial 3-Year Plan Meeting. Attended AEBG data regional training in Red Bluff.

**Status
Submitted**

Allocation Year Closeout: 2016-17

I have reviewed the financial reports for my agency and confirm that all funds for this allocation year have been spent.

2016-17 Reverted Funds:

\$0

2016-17 Status

Closed

Submitting Authority

Teresa Ward

Jennifer Macarthy, Director - CTE Grants and Regional Projects

Butte-Glenn CCD Q3 Report (1/1 - 3/31)

Object Code	Year to Date (YTD) Expenditure	YTD Forecast	% Expended of YTD Forecast	Project Budget	% Expended of Overall Budget	Budget Remaining
1000 - Instructional Salaries	\$1,875	\$3,750	50%	\$5,000	37.5%	\$3,125
2000 - Non-Instructional Salaries	\$34,309	\$50,606	67.8%	\$67,475	50.85%	\$33,166
3000 - Employee Benefits	\$15,453	\$24,454	63.19%	\$32,605	47.39%	\$17,152
4000 - Supplies and Materials	\$360	\$2,651	13.58%	\$3,535	10.18%	\$3,175
5000 - Other Operating Expenses and Services	\$4,726	\$57,629	8.2%	\$76,839	6.15%	\$72,113
6000 - Capital Outlay	\$0	\$1,767	0%	\$1,767	0%	\$1,767
7000 - Other Outgo	\$0	\$0	100%	\$0	100%	\$0
Indirect Costs	\$2,479	\$7,022	35.3%	\$9,363	26.48%	\$6,884
Totals	\$59,202	\$147,880	40.03%	\$196,584	30.12%	\$137,382

Corrective Action Plan

Due to the fact that the facilitation related to the Three-Year Plan did not commence until February, many of the anticipated expenses (supplies and services) will be moved to Q4. In addition, the Fiscal Agent will attend CCCAOE conference in April as a related expense, and other Professional Development opportunities as they arise.

Summary of Activities:

The Butte-Glenn Adult Education Consortium met in February and March to begin the planning process for the development of the Three-Year Planning document. In addition, members participated in webinars related to Adult Ed, and completed necessary reports related to student data. The Fiscal Agent also continued to keep consortium members updated on items related to NOVA reporting requirements and other Adult Ed related topics.

Status
Submitted

Butte-Glenn CCD Q4 Report (4/1 - 6/30)

Object Code	Year to Date (YTD) Expenditure	YTD Forecast	% Expended of YTD Forecast	Project Budget	% Expended of Overall Budget	Budget Remaining
1000 - Instructional Salaries	\$2,500	\$5,000	50%	\$5,000	50%	\$2,500
2000 - Non-Instructional Salaries	\$39,826	\$67,475	59.02%	\$67,475	59.02%	\$27,649
3000 - Employee Benefits	\$18,164	\$32,605	55.71%	\$32,605	55.71%	\$14,441
4000 - Supplies and Materials	\$1,536	\$3,535	43.45%	\$3,535	43.45%	\$1,999
5000 - Other Operating Expenses and Services	\$4,726	\$76,839	6.15%	\$76,839	6.15%	\$72,113
6000 - Capital Outlay	\$1,767	\$1,767	100%	\$1,767	100%	\$0
7000 - Other Outgo	\$0	\$0	100%	\$0	100%	\$0
Indirect Costs	\$3,426	\$9,363	36.59%	\$9,363	36.59%	\$5,937
Totals	\$71,945	\$196,584	36.6%	\$196,584	36.6%	\$124,639

I certify that our agency did not exceed the allowed indirect rate as directed in the Adult Education Program

Guidance: Yes

Corrective Action Plan

There is a large balance in the 5000 account. These funds are going to be utilized toward regional marketing for the Butte-Glenn Consortium. We anticipate marketing activities to begin in Q1.

Summary of Activities:

The Butte-Glenn Consortium spent the majority of Q4 focused on the completion of the Three-Year Strategy. This entailed meeting every couple of weeks, obtaining background data and input for the meetings, and facilitating the development of goals, objectives and implementation measures. In addition, the consortium continued to discuss ways in which Adult Education in the region can help alleviate some of the impacts of the Camp Fire on students, the consortium, and the community.

Status
Submitted

Glenn Co. Office of Education

Glenn Co. Office of Education Q1 Report (7/1 - 9/30)

Object Code	Year to Date (YTD) Expenditure	YTD Forecast	% Expended of YTD Forecast	Project Budget	% Expended of Overall Budget	Budget Remaining
1000 - Instructional Salaries	\$30,990	\$32,794	94.5%	\$131,174	23.63%	\$100,184
2000 - Non-Instructional Salaries	\$35,608	\$34,962	101.85%	\$139,847	25.46%	\$104,239
3000 - Employee Benefits	\$27,421	\$28,744	95.4%	\$114,976	23.85%	\$87,555
4000 - Supplies and Materials	\$0	\$13	0%	\$50	0%	\$50
5000 - Other Operating Expenses and Services	\$3,035	\$22,867	13.27%	\$91,468	3.32%	\$88,433
6000 - Capital Outlay	\$0	\$0	100%	\$0	100%	\$0
7000 - Other Outgo	\$0	\$0	100%	\$0	100%	\$0
Indirect Costs	\$0	\$0	100%	\$0	100%	\$0
Totals	\$97,054	\$119,379	81.3%	\$477,515	20.32%	\$380,461

Corrective Action Plan

Expenditures are less at the first quarter due to the fact that most programs begin mid August. Expenditures will begin to normalize after this quarter.

Summary of Activities:

Continuation of ESL classes at both of our sites. Medical Terminology is now offered online, year round. Evening community classes continue. Printing and Graphics, Classes for adults with disabilities, Citizenship, El Civics, and High School Diploma/High School Equivalency classes continue. Career and college support provided on walk in basis. We continue to offer childcare at both locations.

**Status
Submitted**

Glenn Co. Office of Education Q2 Report (10/1 - 12/31)

Object Code	Year to Date (YTD) Expenditure	YTD Forecast	% Expended of YTD Forecast	Project Budget	% Expended of Overall Budget	Budget Remaining
1000 - Instructional Salaries	\$59,641	\$32,794	181.87%	\$131,174	45.47%	\$71,533
2000 - Non-Instructional Salaries	\$70,844	\$34,962	202.63%	\$139,847	50.66%	\$69,003
3000 - Employee Benefits	\$56,478	\$28,744	196.49%	\$114,976	49.12%	\$58,498
4000 - Supplies and Materials	\$0	\$13	0%	\$50	0%	\$50
5000 - Other Operating Expenses and Services	\$5,866	\$22,867	25.65%	\$91,468	6.41%	\$85,602
6000 - Capital Outlay	\$0	\$0	100%	\$0	100%	\$0
7000 - Other Outgo	\$0	\$0	100%	\$0	100%	\$0
Indirect Costs	\$0	\$0	100%	\$0	100%	\$0
Totals	\$192,829	\$119,379	161.53%	\$477,515	40.38%	\$284,686

Status
Submitted

Allocation Year Closeout: 2016-17

I have reviewed the financial reports for my agency and confirm that all funds for this allocation year have been spent.

2016-17 Reverted Funds:

\$0

2016-17 Status

Closed

Submitting Authority

Lisa Morgan, Director

Glenn Co. Office of Education Q3 Report (1/1 - 3/31)

Object Code	Year to Date (YTD) Expenditure	YTD Forecast	% Expended of YTD Forecast	Project Budget	% Expended of Overall Budget	Budget Remaining
1000 - Instructional Salaries	\$90,302	\$32,794	275.37%	\$131,174	68.84%	\$40,872
2000 - Non-Instructional Salaries	\$70,844	\$34,962	202.63%	\$139,847	50.66%	\$69,003
3000 - Employee Benefits	\$56,478	\$28,744	196.49%	\$114,976	49.12%	\$58,498
4000 - Supplies and Materials	\$0	\$13	0%	\$50	0%	\$50
5000 - Other Operating Expenses and Services	\$5,866	\$22,867	25.65%	\$91,468	6.41%	\$85,602
6000 - Capital Outlay	\$0	\$0	100%	\$0	100%	\$0
7000 - Other Outgo	\$0	\$0	100%	\$0	100%	\$0
Indirect Costs	\$0	\$0	100%	\$0	100%	\$0
Totals	\$223,490	\$119,379	187.21%	\$477,515	46.8%	\$254,025

Summary of Activities:

Continuation of ESL classes at both of our sites. Medical Terminology is now offered online, year round. Evening community classes continue. Printing and Graphics, Classes for adults with disabilities, Citizenship, El Civics, and High School Diploma/High School Equivalency classes continue. Career and college support provided on walk in basis. We continue to offer childcare at both locations.

**Status
Submitted**

Glenn Co. Office of Education Q4 Report (4/1 - 6/30)

Object Code	Year to Date (YTD) Expenditure	YTD Forecast	% Expended of YTD Forecast	Project Budget	% Expended of Overall Budget	Budget Remaining
1000 - Instructional Salaries	\$131,174	\$32,794	400%	\$131,174	100%	\$0
2000 - Non-Instructional Salaries	\$139,847	\$34,962	400%	\$139,847	100%	\$0
3000 - Employee Benefits	\$114,976	\$28,744	400%	\$114,976	100%	\$0
4000 - Supplies and Materials	\$50	\$13	400%	\$50	100%	\$0
5000 - Other Operating Expenses and Services	\$91,468	\$22,867	400%	\$91,468	100%	\$0
6000 - Capital Outlay	\$0	\$0	100%	\$0	100%	\$0
7000 - Other Outgo	\$0	\$0	100%	\$0	100%	\$0
Indirect Costs	\$0	\$0	100%	\$0	100%	\$0
Totals	\$477,515	\$119,379	400%	\$477,515	100%	\$0

Summary of Activities:

Continuation of ESL classes at both of our sites. Medical Terminology is now offered online, year round. Evening community classes continue. Printing and Graphics, Classes for adults with disabilities, Citizenship, EL Civics, and High School Diploma/High School Equivalency classes continue. Career and college support provided on walk in basis. We continue to offer childcare at both locations.

Status
Unsubmitted

Hamilton Unified

Hamilton Unified Q1 Report (7/1 - 9/30)

Object Code	Year to Date (YTD) Expenditure	YTD Forecast	% Expended of YTD Forecast	Project Budget	% Expended of Overall Budget	Budget Remaining
1000 - Instructional Salaries	\$5,881	\$7,464	78.79%	\$49,760	11.82%	\$43,879
2000 - Non-Instructional Salaries	\$11,783	\$8,048	146.41%	\$53,654	21.96%	\$41,871
3000 - Employee Benefits	\$8,714	\$7,202	121%	\$48,010	18.15%	\$39,296
4000 - Supplies and Materials	\$122	\$1,061	11.5%	\$7,073	1.72%	\$6,951
5000 - Other Operating Expenses and Services	\$448	\$1,350	33.18%	\$9,001	4.98%	\$8,553
6000 - Capital Outlay	\$0	\$0	100%	\$0	100%	\$0
7000 - Other Outgo	\$0	\$4,196	0%	\$27,972	0%	\$27,972
Indirect Costs	\$0	\$0	100%	\$7,130	0%	\$7,130
Totals	\$26,948	\$29,321	91.91%	\$202,600	13.3%	\$175,652

Status
Submitted

Hamilton Unified Q2 Report (10/1 - 12/31)

Object Code	Year to Date (YTD) Expenditure	YTD Forecast	% Expended of YTD Forecast	Project Budget	% Expended of Overall Budget	Budget Remaining
1000 - Instructional Salaries	\$19,391	\$14,928	129.9%	\$49,760	38.97%	\$30,369
2000 - Non-Instructional Salaries	\$24,190	\$16,096	150.28%	\$53,654	45.09%	\$29,464
3000 - Employee Benefits	\$21,130	\$14,403	146.71%	\$48,010	44.01%	\$26,880
4000 - Supplies and Materials	\$122	\$2,122	5.75%	\$7,073	1.72%	\$6,951
5000 - Other Operating Expenses and Services	\$2,207	\$2,700	81.73%	\$9,001	24.52%	\$6,794
6000 - Capital Outlay	\$0	\$0	100%	\$0	100%	\$0
7000 - Other Outgo	\$0	\$8,392	0%	\$27,972	0%	\$27,972
Indirect Costs	\$0	\$0	100%	\$7,130	0%	\$7,130
Totals	\$67,040	\$58,641	114.32%	\$202,600	33.09%	\$135,560

Status
Submitted

Allocation Year Closeout: 2016-17

I have reviewed the financial reports for my agency and confirm that all funds for this allocation year have been spent.

2016-17 Reverted Funds:

\$0

2016-17 Status

Closed

Submitting Authority

Jeremy Powell

Hamilton Unified Q3 Report (1/1 - 3/31)

Object Code	Year to Date (YTD) Expenditure	YTD Forecast	% Expended of YTD Forecast	Project Budget	% Expended of Overall Budget	Budget Remaining
1000 - Instructional Salaries	\$33,715	\$22,392	150.57%	\$49,760	67.76%	\$16,045
2000 - Non-Instructional Salaries	\$36,489	\$24,144	151.13%	\$53,654	68.01%	\$17,165
3000 - Employee Benefits	\$33,703	\$21,605	156%	\$48,010	70.2%	\$14,307
4000 - Supplies and Materials	\$122	\$3,183	3.83%	\$7,073	1.72%	\$6,951
5000 - Other Operating Expenses and Services	\$3,710	\$4,050	91.59%	\$9,001	41.22%	\$5,291
6000 - Capital Outlay	\$0	\$0	100%	\$0	100%	\$0
7000 - Other Outgo	\$0	\$12,587	0%	\$27,972	0%	\$27,972
Indirect Costs	\$0	\$0	100%	\$7,130	0%	\$7,130
Totals	\$107,739	\$87,962	122.48%	\$202,600	53.18%	\$94,861

Status
Submitted

Hamilton Unified Q4 Report (4/1 - 6/30)

Object Code	Year to Date (YTD) Expenditure	YTD Forecast	% Expended of YTD Forecast	Project Budget	% Expended of Overall Budget	Budget Remaining
1000 - Instructional Salaries	\$48,269	\$29,856	161.67%	\$49,760	97%	\$1,491
2000 - Non-Instructional Salaries	\$52,427	\$32,192	162.86%	\$53,654	97.71%	\$1,227
3000 - Employee Benefits	\$47,170	\$28,806	163.75%	\$48,010	98.25%	\$840
4000 - Supplies and Materials	\$1,682	\$4,244	39.63%	\$7,073	23.78%	\$5,391
5000 - Other Operating Expenses and Services	\$3,710	\$5,401	68.7%	\$9,001	41.22%	\$5,291
6000 - Capital Outlay	\$0	\$0	100%	\$0	100%	\$0
7000 - Other Outgo	\$27,972	\$16,783	166.67%	\$27,972	100%	\$0
Indirect Costs	\$7,130	\$0	100%	\$7,130	100%	\$0
Totals	\$188,360	\$117,282	160.6%	\$202,600	92.97%	\$14,240

I certify that our agency did not exceed the allowed indirect rate as directed in the Adult Education Program

Guidance: Yes

Status
Submitted

Oroville Union High

Oroville Union High Q1 Report (7/1 - 9/30)

Object Code	Year to Date (YTD) Expenditure	YTD Forecast	% Expended of YTD Forecast	Project Budget	% Expended of Overall Budget	Budget Remaining
1000 - Instructional Salaries	\$94,834	\$94,834	100%	\$379,336	25%	\$284,502
2000 - Non-Instructional Salaries	\$38,641	\$38,641	100%	\$154,565	25%	\$115,924
3000 - Employee Benefits	\$78,467	\$78,467	100%	\$313,866	25%	\$235,399
4000 - Supplies and Materials	\$4,746	\$4,746	100%	\$15,820	30%	\$11,074
5000 - Other Operating Expenses and Services	\$34,798	\$34,798	100%	\$139,191	25%	\$104,393
6000 - Capital Outlay	\$4,746	\$4,746	100%	\$18,984	25%	\$14,238
7000 - Other Outgo	\$25,791	\$25,791	100%	\$103,163	25%	\$77,372
Indirect Costs	\$0	\$0	100%	\$0	100%	\$0
Totals	\$282,023	\$282,022	100%	\$1,124,925	25.07%	\$842,902

Status
Submitted

Oroville Union High Q2 Report (10/1 - 12/31)

Object Code	Year to Date (YTD) Expenditure	YTD Forecast	% Expended of YTD Forecast	Project Budget	% Expended of Overall Budget	Budget Remaining
1000 - Instructional Salaries	\$188,538	\$189,668	99.4%	\$379,336	49.7%	\$190,798
2000 - Non-Instructional Salaries	\$77,283	\$77,283	100%	\$154,565	50%	\$77,282
3000 - Employee Benefits	\$159,933	\$156,933	101.91%	\$313,866	50.96%	\$153,933
4000 - Supplies and Materials	\$7,910	\$9,492	83.33%	\$15,820	50%	\$7,910
5000 - Other Operating Expenses and Services	\$69,569	\$69,596	99.96%	\$139,191	49.98%	\$69,622
6000 - Capital Outlay	\$9,492	\$9,492	100%	\$18,984	50%	\$9,492
7000 - Other Outgo	\$51,582	\$51,582	100%	\$103,163	50%	\$51,581
Indirect Costs	\$0	\$0	100%	\$0	100%	\$0
Totals	\$564,307	\$564,045	100.05%	\$1,124,925	50.16%	\$560,618

Status
Submitted

Allocation Year Closeout: 2016-17

I have reviewed the financial reports for my agency and confirm that all funds for this allocation year have been spent.

2016-17 Reverted Funds:

\$0

2016-17 Status

Closed

Submitting Authority

Jeff Ochs, Director of Alternative Education

Oroville Union High Q3 Report (1/1 - 3/31)

Object Code	Year to Date (YTD) Expenditure	YTD Forecast	% Expended of YTD Forecast	Project Budget	% Expended of Overall Budget	Budget Remaining
1000 - Instructional Salaries	\$282,806	\$284,502	99.4%	\$379,336	74.55%	\$96,530
2000 - Non-Instructional Salaries	\$115,924	\$115,924	100%	\$154,565	75%	\$38,641
3000 - Employee Benefits	\$235,399	\$235,400	100%	\$313,866	75%	\$78,467
4000 - Supplies and Materials	\$11,865	\$13,447	88.24%	\$15,820	75%	\$3,955
5000 - Other Operating Expenses and Services	\$104,394	\$104,393	100%	\$139,191	75%	\$34,797
6000 - Capital Outlay	\$14,238	\$14,238	100%	\$18,984	75%	\$4,746
7000 - Other Outgo	\$77,372	\$77,372	100%	\$103,163	75%	\$25,791
Indirect Costs	\$0	\$0	100%	\$0	100%	\$0
Totals	\$841,998	\$845,276	99.61%	\$1,124,925	74.85%	\$282,927

Status
Submitted

Oroville Union High Q4 Report (4/1 - 6/30)

Object Code	Year to Date (YTD) Expenditure	YTD Forecast	% Expended of YTD Forecast	Project Budget	% Expended of Overall Budget	Budget Remaining
1000 - Instructional Salaries	\$379,336	\$379,336	100%	\$379,336	100%	\$0
2000 - Non-Instructional Salaries	\$154,565	\$154,565	100%	\$154,565	100%	\$0
3000 - Employee Benefits	\$313,866	\$313,866	100%	\$313,866	100%	\$0
4000 - Supplies and Materials	\$15,820	\$15,820	100%	\$15,820	100%	\$0
5000 - Other Operating Expenses and Services	\$139,191	\$139,191	100%	\$139,191	100%	\$0
6000 - Capital Outlay	\$18,984	\$18,984	100%	\$18,984	100%	\$0
7000 - Other Outgo	\$103,163	\$103,163	100%	\$103,163	100%	\$0
Indirect Costs	\$0	\$0	100%	\$0	100%	\$0
Totals	\$1,124,925	\$1,124,925	100%	\$1,124,925	100%	\$0

I certify that our agency did not exceed the allowed indirect rate as directed in the Adult Education Program

Guidance: Yes

Summary of Activities:

All funds expended.

Status
Submitted

Paradise Unified

Paradise Unified Q1 Report (7/1 - 9/30)

Object Code	Year to Date (YTD) Expenditure	YTD Forecast	% Expended of YTD Forecast	Project Budget	% Expended of Overall Budget	Budget Remaining
1000 - Instructional Salaries	\$0	\$0	100%	\$81,603	0%	\$81,603
2000 - Non-Instructional Salaries	\$0	\$0	100%	\$2,222	0%	\$2,222
3000 - Employee Benefits	\$0	\$0	100%	\$29,436	0%	\$29,436
4000 - Supplies and Materials	\$0	\$0	100%	\$2,000	0%	\$2,000
5000 - Other Operating Expenses and Services	\$0	\$0	100%	\$4,500	0%	\$4,500
6000 - Capital Outlay	\$0	\$0	100%	\$0	100%	\$0
7000 - Other Outgo	\$0	\$0	100%	\$0	100%	\$0
Indirect Costs	\$0	\$0	100%	\$0	100%	\$0
Totals	\$0	\$0	100%	\$119,761	0%	\$119,761

Summary of Activities:

Ridgeview School was destroyed as a result of the Camp Fire, and therefore Q1 figures are not accessible at this time. The Q1 report will be modified at a future date.

**Status
Submitted**

Paradise Unified Q2 Report (10/1 - 12/31)

Object Code	Year to Date (YTD) Expenditure	YTD Forecast	% Expended of YTD Forecast	Project Budget	% Expended of Overall Budget	Budget Remaining
1000 - Instructional Salaries	\$51,236	\$0	100%	\$81,603	62.79%	\$30,367
2000 - Non-Instructional Salaries	\$0	\$0	100%	\$2,222	0%	\$2,222
3000 - Employee Benefits	\$9,562	\$0	100%	\$29,436	32.48%	\$19,874
4000 - Supplies and Materials	\$541	\$0	100%	\$2,000	27.05%	\$1,459
5000 - Other Operating Expenses and Services	\$49	\$0	100%	\$4,500	1.09%	\$4,451
6000 - Capital Outlay	\$0	\$0	100%	\$0	100%	\$0
7000 - Other Outgo	\$0	\$0	100%	\$0	100%	\$0
Indirect Costs	\$0	\$0	100%	\$0	100%	\$0
Totals	\$61,388	\$0	100%	\$119,761	51.26%	\$58,373

Status
Submitted

Allocation Year Closeout: 2016-17

I have reviewed the financial reports for my agency and confirm that all funds for this allocation year have been spent.

2016-17 Reverted Funds:

\$0

2016-17 Status

Closed

Submitting Authority

Mike Lerch

Paradise Unified Q3 Report (1/1 - 3/31)

Object Code	Year to Date (YTD) Expenditure	YTD Forecast	% Expended of YTD Forecast	Project Budget	% Expended of Overall Budget	Budget Remaining
1000 - Instructional Salaries	\$66,856	\$0	100%	\$81,603	81.93%	\$14,747
2000 - Non-Instructional Salaries	\$0	\$0	100%	\$2,222	0%	\$2,222
3000 - Employee Benefits	\$24,104	\$0	100%	\$29,436	81.89%	\$5,332
4000 - Supplies and Materials	\$582	\$0	100%	\$2,000	29.1%	\$1,418
5000 - Other Operating Expenses and Services	\$209	\$0	100%	\$4,500	4.64%	\$4,291
6000 - Capital Outlay	\$0	\$0	100%	\$0	100%	\$0
7000 - Other Outgo	\$0	\$0	100%	\$0	100%	\$0
Indirect Costs	\$0	\$0	100%	\$0	100%	\$0
Totals	\$91,751	\$0	100%	\$119,761	76.61%	\$28,010

Status
Submitted

Paradise Unified Q4 Report (4/1 - 6/30)

Object Code	Year to Date (YTD) Expenditure	YTD Forecast	% Expended of YTD Forecast	Project Budget	% Expended of Overall Budget	Budget Remaining
1000 - Instructional Salaries	\$81,603	\$0	100%	\$81,603	100%	\$0
2000 - Non-Instructional Salaries	\$0	\$0	100%	\$2,222	0%	\$2,222
3000 - Employee Benefits	\$29,436	\$0	100%	\$29,436	100%	\$0
4000 - Supplies and Materials	\$690	\$0	100%	\$2,000	34.5%	\$1,310
5000 - Other Operating Expenses and Services	\$4,120	\$0	100%	\$4,500	91.56%	\$380
6000 - Capital Outlay	\$0	\$0	100%	\$0	100%	\$0
7000 - Other Outgo	\$0	\$0	100%	\$0	100%	\$0
Indirect Costs	\$0	\$0	100%	\$0	100%	\$0
Totals	\$115,849	\$0	100%	\$119,761	96.73%	\$3,912

I certify that our agency did not exceed the allowed indirect rate as directed in the Adult Education Program

Guidance: Yes

Status
Submitted



California
Community
Colleges



2019 © California Community Colleges
NOVA Site Version: [4.8.14](#)