





Butte Co. Office of Education 2021-22 Q2

Submitted by Jennifer Foglesong

Approved by Melisse Boyd

Object Code	Year to Date (YTD) Expenditure	YTD Forecast	% Expended of YTD Forecast	Project Budget	% Expended of Project Budget	Budget Remaining
1000 - Instructional Salaries	\$30,061	\$19,044	157.85%	\$54,412	55.25%	\$24,351
2000 - Non-Instructional Salaries	\$12,163	\$0	100%	\$0	100%	-\$12,163 
3000 - Employee Benefits	\$15,393	\$6,435	239.2%	\$18,386	83.72%	\$2,993
4000 - Supplies and Materials	\$12,560	\$0	100%	\$0	100%	-\$12,560 
5000 - Other Operating Expenses and Services	\$22,445	\$56,932	39.42%	\$162,663	13.8%	\$140,218
6000 - Capital Outlay	\$22,445	\$0	100%	\$0	100%	-\$22,445 
7000 - Other Outgo	\$35,512	\$0	100%	\$0	100%	-\$35,512 
Indirect Costs	\$0	\$0	100%	\$0	100%	\$0
Totals	\$150,579	\$82,411	182.72%	\$235,461	63.95%	\$84,882

Additional Comments

Not Entered

Allocation Year 2019-20 Closeout

I have reviewed the fiscal reports for my agency and confirmed that all funds for this allocation year have been spent.

2019-20 Reverted Funds:

\$0

Butte-Glenn CCD

2021-22 Q2

Submitted by Melisse Boyd

Approved by Melisse Boyd

Object Code	Year to Date (YTD) Expenditure	YTD Forecast	% Expended of YTD Forecast	Project Budget	% Expended of Project Budget	Budget Remaining
1000 - Instructional Salaries	\$1,250	\$750	166.67%	\$2,500	50%	\$1,250
2000 - Non-Instructional Salaries	\$15,422	\$12,452	123.85%	\$41,506	37.16%	\$26,084
3000 - Employee Benefits	\$7,292	\$7,964	91.57%	\$26,545	27.47%	\$19,253
4000 - Supplies and Materials	\$0	\$513	0%	\$1,711	0%	\$1,711
5000 - Other Operating Expenses and Services	\$10,026	\$0	100%	\$0	100%	! -\$10,026
6000 - Capital Outlay	\$0	\$1,200	0%	\$4,000	0%	\$4,000
7000 - Other Outgo	\$0	\$0	100%	\$0	100%	\$0
Indirect Costs	\$602	\$1,204	50%	\$4,013	15%	\$3,411
Totals	\$34,592	\$24,083	143.64%	\$80,275	43.09%	\$45,683

Additional Comments

Not Entered

Allocation Year 2019-20 Closeout

I have reviewed the fiscal reports for my agency and confirmed that all funds for this allocation year have been spent.

2019-20 Reverted Funds:

\$0

Glenn Co. Office of Education

2021-22 Q2

Submitted by Lisa Morgan

Approved by Melisse Boyd

Object Code	Year to Date (YTD) Expenditure	YTD Forecast	% Expended of YTD Forecast	Project Budget	% Expended of Project Budget	Budget Remaining
1000 - Instructional Salaries	\$70,860	\$80,406	88.13%	\$146,192	48.47%	\$75,332
2000 - Non-Instructional Salaries	\$82,513	\$90,163	91.52%	\$163,932	50.33%	\$81,419
3000 - Employee Benefits	\$64,392	\$84,047	76.61%	\$152,813	42.14%	\$88,421
4000 - Supplies and Materials	\$1,367	\$3,997	34.2%	\$7,267	18.81%	\$5,900
5000 - Other Operating Expenses and Services	\$4,322	\$23,940	18.05%	\$43,528	9.93%	\$39,206
6000 - Capital Outlay	\$0	\$0	100%	\$0	100%	\$0
7000 - Other Outgo	\$0	\$0	100%	\$0	100%	\$0
Indirect Costs	\$0	\$0	100%	\$0	100%	\$0
Totals	\$223,454	\$282,553	79.08%	\$513,732	43.5%	\$290,278

Additional Comments

Continuation of ESL and EL Civics classes at both of our sites remotely. Medical Terminology is now offered online, year round. Printing and Graphics, Classes for adults with disabilities, Citizenship, EL Civics, and High School Diploma/High School Equivalency classes continue. Career and college support provided on walk in basis. We continue to offer childcare packets for our students' children. Starting to expand our Health pathway.

Allocation Year 2019-20 Closeout

I have reviewed the fiscal reports for my agency and confirmed that all funds for this allocation year have been spent.

2019-20 Reverted Funds:

\$0

**Hamilton Unified
2021-22 Q2**

Submitted by Jeremy Powell

Approved by Melisse Boyd

Object Code	Year to Date (YTD) Expenditure	YTD Forecast	% Expended of YTD Forecast	Project Budget	% Expended of Project Budget	Budget Remaining
1000 - Instructional Salaries	\$22,250	\$38,475	57.83%	\$85,500	26.02%	\$63,250
2000 - Non-Instructional Salaries	\$33,191	\$27,613	120.2%	\$61,363	54.09%	\$28,172
3000 - Employee Benefits	\$24,785	\$27,579	89.87%	\$61,286	40.44%	\$36,501
4000 - Supplies and Materials	\$3,485	\$19,427	17.94%	\$43,170	8.07%	\$39,685
5000 - Other Operating Expenses and Services	\$3,426	\$6,975	49.12%	\$15,500	22.1%	\$12,074
6000 - Capital Outlay	\$0	\$0	100%	\$0	100%	\$0
7000 - Other Outgo	\$0	\$0	100%	\$0	100%	\$0
Indirect Costs	\$0	\$5,922	0%	\$13,160	0%	\$13,160
Totals	\$87,137	\$125,991	69.16%	\$279,979	31.12%	\$192,842

Additional Comments

Not Entered

Allocation Year 2019-20 Closeout

I have reviewed the fiscal reports for my agency and confirmed that all funds for this allocation year have been spent.

2019-20 Reverted Funds:

\$0

**Oroville Union High
2021-22 Q2**

Submitted by Jeff Ochs

Approved by Melisse Boyd

Object Code	Year to Date (YTD) Expenditure	YTD Forecast	% Expended of YTD Forecast	Project Budget	% Expended of Project Budget	Budget Remaining
1000 - Instructional Salaries	\$147,569	\$73,569	200.59%	\$294,275	50.15%	\$146,706
2000 - Non-Instructional Salaries	\$111,216	\$55,608	200%	\$222,432	50%	\$111,216
3000 - Employee Benefits	\$160,914	\$80,457	200%	\$321,827	50%	\$160,913
4000 - Supplies and Materials	\$24,635	\$12,318	200%	\$49,270	50%	\$24,635
5000 - Other Operating Expenses and Services	\$125,559	\$62,910	199.58%	\$251,641	49.9%	\$126,082
6000 - Capital Outlay	\$5,978	\$2,973	201.11%	\$11,890	50.28%	\$5,912
7000 - Other Outgo	\$28,812	\$14,327	201.1%	\$57,309	50.27%	\$28,497
Indirect Costs	\$0	\$0	100%	\$0	100%	\$0
Totals	\$604,683	\$302,161	200.12%	\$1,208,644	50.03%	\$603,961

Additional Comments

Not Entered

Allocation Year 2019-20 Closeout

I have reviewed the fiscal reports for my agency and confirmed that all funds for this allocation year have been spent.

2019-20 Reverted Funds:

\$0

**Paradise Unified
2021-22 Q2**

Submitted by Mike Lerch

Approved by Melisse Boyd

Object Code	Year to Date (YTD) Expenditure	YTD Forecast	% Expended of YTD Forecast	Project Budget	% Expended of Project Budget	Budget Remaining
1000 - Instructional Salaries	\$34,923	\$17,702	197.28%	\$70,809	49.32%	\$35,886
2000 - Non-Instructional Salaries	\$5,603	\$2,500	224.12%	\$10,000	56.03%	\$4,397
3000 - Employee Benefits	\$15,625	\$7,500	208.33%	\$30,000	52.08%	\$14,375
4000 - Supplies and Materials	\$207	\$2,000	10.35%	\$8,000	2.59%	\$7,793
5000 - Other Operating Expenses and Services	\$0	\$2,000	0%	\$8,000	0%	\$8,000
6000 - Capital Outlay	\$0	\$0	100%	\$0	100%	\$0
7000 - Other Outgo	\$0	\$0	100%	\$0	100%	\$0
Indirect Costs	\$0	\$0	100%	\$0	100%	\$0
Totals	\$56,358	\$31,702	177.77%	\$126,809	44.44%	\$70,451

Additional Comments

Not Entered

Allocation Year 2019-20 Closeout

I have reviewed the fiscal reports for my agency and confirmed that all funds for this allocation year have been spent.

2019-20 Reverted Funds:

\$0



California
Community
Colleges



2022 © California Community Colleges

NOVA Site Version: [4.46.7](#)