


04 Butte-Glenn Adult Education Consortium

Consortium Summary | Total Expenditures: \$1,250,665 Total Allocation: \$2,685,618 Total Carryover: \$1,434,953
(53.43%) Carryover Compliance 

Butte Co. Office of Education 2023-24 Q2

Submitted by Jennifer Foglesong

Approved by Melisse Boyd


Object Code	Year to Date (YTD) Expenditure	YTD Forecast	% Expended of YTD Forecast	Project Budget	% Expended of Project Budget	Budget Remaining
1000 - Instructional Salaries	\$35,531	\$23,750	149.6%	\$95,000	37.4%	\$59,469
2000 - Non-Instructional Salaries	\$5,363	\$2,683	199.93%	\$10,730	49.98%	\$5,367
3000 - Employee Benefits	\$20,168	\$11,875	169.84%	\$47,500	42.46%	\$27,332
4000 - Supplies and Materials	\$0	\$0	100%	\$0	100%	\$0
5000 - Other Operating Expenses and Services	\$12,915	\$15,277	84.54%	\$61,109	21.13%	\$48,194
6000 - Capital Outlay	\$0	\$0	100%	\$0	100%	\$0
7000 - Other Outgo	\$0	\$0	100%	\$0	100%	\$0
Indirect Costs	\$0	\$0	100%	\$0	100%	\$0
Totals	\$73,977	\$53,585	138.06%	\$214,339	34.51%	\$140,362

Member Carryover Compliance Status

Description: The Member Carryover Compliance Status table shows how the member's spending is tracking against the allocations for the displayed fiscal year(s) based on expenditures entered as of the time of viewing.

Expenditures: A negative value indicates that current fiscal year spending has not begun, as there are still unused funds from previous fiscal years.

Carryover Amount & Carryover %: If current fiscal year spending has not yet begun (a negative Expenditures amount), Carryover Amount will remain equal to Allocation and Carryover % will remain 100%.

Fiscal Year	Allocation	Expenditures	Carryover Amount	Carryover %	Carryover Threshold %	Locked
2023-24	\$223,981	\$73,977	\$150,004	 66.97%	60%	-

Corrective Action Plan *

BCOE is expending current 23/24 dollars. No carryover dollars from 22/23.

Additional Comments

Not Entered

Allocation Year 2021-22 Closeout

I have reviewed the fiscal reports for my agency and confirmed that all funds for this allocation year have been spent.

2021-22 Reverted Funds:

\$0

**Butte-Glenn CCD
2023-24 Q2**

Submitted by Melisse Boyd

Approved by Melisse Boyd

Object Code	Year to Date (YTD) Expenditure	YTD Forecast	% Expended of YTD Forecast	Project Budget	% Expended of Project Budget	Budget Remaining
1000 - Instructional Salaries	\$0	\$0	100%	\$0	100%	\$0
2000 - Non-Instructional Salaries	\$79,720	\$15,944	500%	\$79,720	100%	\$0
3000 - Employee Benefits	\$35,980	\$7,196	500%	\$35,980	100%	\$0
4000 - Supplies and Materials	\$0	\$0	100%	\$0	100%	\$0
5000 - Other Operating Expenses and Services	\$2,073	\$1,013	204.64%	\$5,065	40.93%	\$2,992
6000 - Capital Outlay	\$0	\$0	100%	\$0	100%	\$0
7000 - Other Outgo	\$0	\$0	100%	\$0	100%	\$0
Indirect Costs	\$0	\$0	100%	\$0	100%	\$0
Totals	\$117,773	\$24,153	487.61%	\$120,765	97.52%	\$2,992

Member Carryover Compliance Status

Description: The Member Carryover Compliance Status table shows how the member's spending is tracking against the allocations for the displayed fiscal year(s) based on expenditures entered as of the time of viewing.

Expenditures: A negative value indicates that current fiscal year spending has not begun, as there are still unused funds from previous fiscal years.

Carryover Amount & Carryover %: If current fiscal year spending has not yet begun (a negative Expenditures amount), Carryover Amount will remain equal to Allocation and Carryover % will remain 100%.

Fiscal Year	Allocation	Expenditures	Carryover Amount	Carryover %	Carryover Threshold %	Locked
2023-24	\$91,310	\$88,318	\$2,992	3.28%	60%	-

Additional Comments

Not Entered

Allocation Year 2021-22 Closeout

I have reviewed the fiscal reports for my agency and confirmed that all funds for this allocation year have been spent.

2021-22 Reverted Funds:

\$0

Glenn Co. Office of Education
2023-24 Q2

Submitted by Lourdes Ruiz

Approved by Melisse Boyd


Object Code	Year to Date (YTD) Expenditure	YTD Forecast	% Expended of YTD Forecast	Project Budget	% Expended of Project Budget	Budget Remaining
1000 - Instructional Salaries	\$69,166	\$33,135	208.74%	\$132,541	52.18%	\$63,375
2000 - Non-Instructional Salaries	\$43,530	\$34,525	126.08%	\$138,099	31.52%	\$94,569
3000 - Employee Benefits	\$76,123	\$34,898	218.13%	\$139,592	54.53%	\$63,469
4000 - Supplies and Materials	\$337	\$1,556	21.67%	\$6,222	5.42%	\$5,885
5000 - Other Operating Expenses and Services	\$3,760	\$43,797	8.59%	\$175,188	2.15%	\$171,428
6000 - Capital Outlay	\$0	\$0	100%	\$0	100%	\$0
7000 - Other Outgo	\$0	\$0	100%	\$0	100%	\$0
Indirect Costs	\$0	\$0	100%	\$0	100%	\$0
Totals	\$192,916	\$147,911	130.43%	\$591,642	32.61%	\$398,726

Member Carryover Compliance Status

Description: The Member Carryover Compliance Status table shows how the member's spending is tracking against the allocations for the displayed fiscal year(s) based on expenditures entered as of the time of viewing.

Expenditures: A negative value indicates that current fiscal year spending has not begun, as there are still unused funds from previous fiscal years.

Carryover Amount & Carryover %: If current fiscal year spending has not yet begun (a negative Expenditures amount), Carryover Amount will remain equal to Allocation and Carryover % will remain 100%.

Fiscal Year	Allocation	Expenditures	Carryover Amount	Carryover %	Carryover Threshold %	Locked
2023-24	\$591,642	\$192,916	\$398,726	 67.39%	60%	-

Corrective Action Plan *

I should not have any carryover. I checked the 22/23 submission and it is reported 100% spent.

Additional Comments

Not Entered

Allocation Year 2021-22 Closeout

I have reviewed the fiscal reports for my agency and confirmed that all funds for this allocation year have been spent.

2021-22 Reverted Funds:

\$0

Hamilton Unified 2023-24 Q2

Submitted by Jeremy Powell

Approved by Melisse Boyd


Object Code	Year to Date (YTD) Expenditure	YTD Forecast	% Expended of YTD Forecast	Project Budget	% Expended of Project Budget	Budget Remaining
1000 - Instructional Salaries	\$31,245	\$38,149	81.9%	\$76,298	40.95%	\$45,053
2000 - Non-Instructional Salaries	\$30,645	\$45,000	68.1%	\$90,000	34.05%	\$59,355
3000 - Employee Benefits	\$25,764	\$38,500	66.92%	\$77,000	33.46%	\$51,236
4000 - Supplies and Materials	\$11,653	\$14,225	81.92%	\$28,449	40.96%	\$16,796
5000 - Other Operating Expenses and Services	\$4,750	\$5,500	86.36%	\$11,000	43.18%	\$6,250
6000 - Capital Outlay	\$0	\$13,000	0%	\$26,000	0%	\$26,000
7000 - Other Outgo	\$0	\$0	100%	\$0	100%	\$0
Indirect Costs	\$0	\$7,719	0%	\$15,438	0%	\$15,438
Totals	\$104,057	\$162,093	64.2%	\$324,185	32.1%	\$220,128

Member Carryover Compliance Status

Description: The Member Carryover Compliance Status table shows how the member's spending is tracking against the allocations for the displayed fiscal year(s) based on expenditures entered as of the time of viewing.

Expenditures: A negative value indicates that current fiscal year spending has not begun, as there are still unused funds from previous fiscal years.

Carryover Amount & Carryover %: If current fiscal year spending has not yet begun (a negative Expenditures amount), Carryover Amount will remain equal to Allocation and Carryover % will remain 100%.

Fiscal Year	Allocation	Expenditures	Carryover Amount	Carryover %	Carryover Threshold %	Locked
2023-24	\$251,105	\$30,977	\$220,128	 87.66%	60%	-

Corrective Action Plan *

HUSD is working to build programs that are meaningful to our community to further support their needs. This includes large equipment certifications and training.

Additional Comments

Not Entered

Allocation Year 2021-22 Closeout

I have reviewed the fiscal reports for my agency and confirmed that all funds for this allocation year have been spent.


2021-22 Reverted Funds:

\$0

**Oroville Union High
2023-24 Q2**

Submitted by Mary Lynch

Approved by Melisse Boyd

Object Code	Year to Date (YTD) Expenditure	YTD Forecast	% Expended of YTD Forecast	Project Budget	% Expended of Project Budget	Budget Remaining
1000 - Instructional Salaries	\$111,478	\$159,427	69.92%	\$531,424	20.98%	\$419,946
2000 - Non-Instructional Salaries	\$136,522	\$140,094	97.45%	\$466,981	29.24%	\$330,459
3000 - Employee Benefits	\$151,686	\$112,500	134.83%	\$375,000	40.45%	\$223,314
4000 - Supplies and Materials	\$18,971	\$12,845	147.69%	\$42,816	44.31%	\$23,845
5000 - Other Operating Expenses and Services	\$184,300	\$0	100%	\$0	100%	 -\$184,300
6000 - Capital Outlay	\$0	\$0	100%	\$0	100%	\$0
7000 - Other Outgo	\$0	\$0	100%	\$0	100%	\$0
Indirect Costs	\$0	\$0	100%	\$0	100%	\$0
Totals	\$602,957	\$424,866	141.92%	\$1,416,221	42.58%	\$813,264

Member Carryover Compliance Status

Description: The Member Carryover Compliance Status table shows how the member's spending is tracking against the allocations for the displayed fiscal year(s) based on expenditures entered as of the time of viewing.

Expenditures: A negative value indicates that current fiscal year spending has not begun, as there are still unused funds from

previous fiscal years.

Carryover Amount & Carryover %: If current fiscal year spending has not yet begun (a negative Expenditures amount), Carryover Amount will remain equal to Allocation and Carryover % will remain 100%.

Fiscal Year	Allocation	Expenditures	Carryover Amount	Carryover %	Carryover Threshold %	Locked
2023-24	\$1,393,836	\$580,572	\$813,264	58.35%	60%	-

Additional Comments

Not Entered

Allocation Year 2021-22 Closeout

I have reviewed the fiscal reports for my agency and confirmed that all funds for this allocation year have been spent.

2021-22 Reverted Funds:

\$0

Paradise Unified 2023-24 Q2

Submitted by Mike Lerch

Approved by Melisse Boyd


Object Code	Year to Date (YTD) Expenditure	YTD Forecast	% Expended of YTD Forecast	Project Budget	% Expended of Project Budget	Budget Remaining
1000 - Instructional Salaries	\$19,217	\$15,000	128.11%	\$60,000	32.03%	\$40,783
2000 - Non-Instructional Salaries	\$5,269	\$5,500	95.8%	\$22,000	23.95%	\$16,731
3000 - Employee Benefits	\$7,890	\$7,500	105.2%	\$30,000	26.3%	\$22,110
4000 - Supplies and Materials	\$409	\$7,500	5.45%	\$30,000	1.36%	\$29,591
5000 - Other Operating Expenses and Services	\$0	\$21,251	0%	\$85,002	0%	\$85,002
6000 - Capital Outlay	\$0	\$0	100%	\$0	100%	\$0
7000 - Other Outgo	\$0	\$0	100%	\$0	100%	\$0
Indirect Costs	\$0	\$0	100%	\$0	100%	\$0
Totals	\$32,785	\$56,751	57.77%	\$227,002	! 14.44%	\$194,217

Member Carryover Compliance Status

Description: The Member Carryover Compliance Status table shows how the member's spending is tracking against the allocations for the displayed fiscal year(s) based on expenditures entered as of the time of viewing.

Expenditures: A negative value indicates that current fiscal year spending has not begun, as there are still unused funds from previous fiscal years.

Carryover Amount & Carryover %: If current fiscal year spending has not yet begun (a negative Expenditures amount), Carryover Amount will remain equal to Allocation and Carryover % will remain 100%.

Fiscal Year	Allocation	Expenditures	Carryover Amount	Carryover %	Carryover Threshold %	Locked
2023-24	\$133,744	-\$60,473	\$133,744	 100%	60%	-

Corrective Action Plan *

Materials have not been purchased. some more time will be compensated for employee time as well.

Additional Comments

Not Entered

Allocation Year 2021-22 Closeout

I have reviewed the fiscal reports for my agency and confirmed that all funds for this allocation year have been spent.

2021-22 Reverted Funds:

\$0



California
Community
Colleges



2024 © California Community Colleges
NOVA Site Version: 6.7.5