

05 Greater Opportunity Through Adult Learning

Cabrillo CCD
2023-24 Q2

Submitted by Linda Bernabe

Approved by Linda Bernabe


| Object Code | Year to Date (YTD) Expenditure | YTD Forecast | % Expended of YTD Forecast | Project Budget | % Expended of Project Budget | Budget Remaining |
|--|--------------------------------|------------------|----------------------------|------------------|------------------------------|------------------|
| 1000 - Instructional Salaries | \$12,162 | \$33,874 | 35.9% | \$135,494 | 8.98% | \$123,332 |
| 2000 - Non-Instructional Salaries | \$133,208 | \$67,747 | 196.63% | \$270,988 | 49.16% | \$137,780 |
| 3000 - Employee Benefits | \$78,971 | \$42,788 | 184.56% | \$171,151 | 46.14% | \$92,180 |
| 4000 - Supplies and Materials | \$234 | \$7,131 | 3.28% | \$28,525 | 0.82% | \$28,291 |
| 5000 - Other Operating Expenses and Services | \$17,323 | \$21,394 | 80.97% | \$85,575 | 20.24% | \$68,252 |
| 6000 - Capital Outlay | \$0 | \$0 | 100% | \$0 | 100% | \$0 |
| 7000 - Other Outgo | \$0 | \$0 | 100% | \$0 | 100% | \$0 |
| Indirect Costs | \$6,851 | \$5,349 | 128.09% | \$21,394 | 32.02% | \$14,543 |
| Totals | \$248,749 | \$178,282 | 139.53% | \$713,127 | 34.88% | \$464,378 |

Member Carryover Compliance Status

Description: The Member Carryover Compliance Status table shows how the member's spending is tracking against the allocations for the displayed fiscal year(s) based on expenditures entered as of the time of viewing.

Expenditures: A negative value indicates that current fiscal year spending has not begun, as there are still unused funds from previous fiscal years.

Carryover Amount & Carryover %: If current fiscal year spending has not yet begun (a negative Expenditures amount), Carryover Amount will remain equal to Allocation and Carryover % will remain 100%.

| Fiscal Year | Allocation | Expenditures | Carryover Amount | Carryover % | Carryover Threshold % | Locked |
|-------------|------------|--------------|------------------|--|-----------------------|--------|
| 2023-24 | \$518,517 | \$54,139 | \$464,378 |  89.56% | 60% | - |

Corrective Action Plan *

Carryover from last year was not included in carryover compliance calculations. Member expenses are based on current allocation plus carryover

Additional Comments

Not Entered

Allocation Year 2021-22 Closeout

I have reviewed the fiscal reports for my agency and confirmed that all funds for this allocation year have been spent.


2021-22 Reverted Funds:

\$0

**Pajaro Valley Unified
2023-24 Q2**

Submitted by Angel Rodriguez

Approved by Linda Bernabe


| Object Code | Year to Date (YTD) Expenditure | YTD Forecast | % Expended of YTD Forecast | Project Budget | % Expended of Project Budget | Budget Remaining |
|--|--------------------------------|--------------------|----------------------------|--------------------|---|--------------------|
| 1000 - Instructional Salaries | \$445,369 | \$554,162 | 80.37% | \$1,583,320 | 28.13% | \$1,137,951 |
| 2000 - Non-Instructional Salaries | \$352,135 | \$297,249 | 118.46% | \$849,283 | 41.46% | \$497,148 |
| 3000 - Employee Benefits | \$490,728 | \$488,609 | 100.43% | \$1,396,027 | 35.15% | \$905,299 |
| 4000 - Supplies and Materials | \$76,855 | \$112,438 | 68.35% | \$321,250 | 23.92% | \$244,395 |
| 5000 - Other Operating Expenses and Services | \$153,449 | \$209,279 | 73.32% | \$597,941 | 25.66% | \$444,492 |
| 6000 - Capital Outlay | \$0 | \$63,000 | 0% | \$180,000 | 0% | \$180,000 |
| 7000 - Other Outgo | \$0 | \$0 | 100% | \$0 | 100% | \$0 |
| Indirect Costs | \$0 | \$58,053 | 0% | \$165,867 | 0% | \$165,867 |
| Totals | \$1,518,536 | \$1,782,791 | 85.18% | \$5,093,688 |  29.81% | \$3,575,152 |

Member Carryover Compliance Status

Description: The Member Carryover Compliance Status table shows how the member's spending is tracking against the allocations for the displayed fiscal year(s) based on expenditures entered as of the time of viewing.

Expenditures: A negative value indicates that current fiscal year spending has not begun, as there are still unused funds from previous fiscal years.

Carryover Amount & Carryover %: If current fiscal year spending has not yet begun (a negative Expenditures amount), Carryover Amount will remain equal to Allocation and Carryover % will remain 100%.

| Fiscal Year | Allocation | Expenditures | Carryover Amount | Carryover % | Carryover Threshold % | Locked |
|-------------|-------------|--------------|------------------|--|-----------------------|--------|
| 2023-24 | \$3,601,690 | \$26,538 | \$3,575,152 |  99.26% | 60% | - |

Corrective Action Plan *

Carryover from last year was not included in carryover compliance calculations. Member expenses are based on current allocation plus carryover. A low % of Expended Project Budget is a result of multiple projects ranging from regular material and supply orders to construction projects being delayed. Projects are expected to be expensed before the end of the fiscal year. Several vacant positions in both classified and certificated positions, but primarily in certificated positions, are greatly contributing to the majority of unspent funds as well. Efforts continue to be made to fill these positions.

Additional Comments

Not Entered

Allocation Year 2021-22 Closeout

I have reviewed the fiscal reports for my agency and confirmed that all funds for this allocation year have been spent.

2021-22 Reverted Funds:

\$0

**Santa Cruz Co. Office of Education
2023-24 Q2**

Submitted by Denise Sanson

Approved by Linda Bernabe

| Object Code | Year to Date (YTD) Expenditure | YTD Forecast | % Expended of YTD Forecast | Project Budget | % Expended of Project Budget | Budget Remaining |
|--|--------------------------------|-----------------|----------------------------|-----------------|------------------------------|------------------|
| 1000 - Instructional Salaries | \$0 | \$8,490 | 0% | \$16,979 | 0% | \$16,979 |
| 2000 - Non-Instructional Salaries | \$7,398 | \$19,484 | 37.97% | \$38,968 | 18.98% | \$31,570 |
| 3000 - Employee Benefits | \$5,650 | \$17,622 | 32.06% | \$35,244 | 16.03% | \$29,594 |
| 4000 - Supplies and Materials | \$0 | \$0 | 100% | \$0 | 100% | \$0 |
| 5000 - Other Operating Expenses and Services | \$3 | \$10 | 30% | \$20 | 15% | \$17 |
| 6000 - Capital Outlay | \$0 | \$0 | 100% | \$0 | 100% | \$0 |
| 7000 - Other Outgo | \$0 | \$0 | 100% | \$0 | 100% | \$0 |
| Indirect Costs | \$0 | \$1,435 | 0% | \$2,869 | 0% | \$2,869 |
| Totals | \$13,051 | \$47,040 | 27.74% | \$94,080 | ! 13.87% | \$81,029 |

Member Carryover Compliance Status

Description: The Member Carryover Compliance Status table shows how the member's spending is tracking against the allocations for the displayed fiscal year(s) based on expenditures entered as of the time of viewing.

Expenditures: A negative value indicates that current fiscal year spending has not begun, as there are still unused funds from previous fiscal years.

Carryover Amount & Carryover %: If current fiscal year spending has not yet begun (a negative Expenditures amount), Carryover Amount will remain equal to Allocation and Carryover % will remain 100%.

| Fiscal Year | Allocation | Expenditures | Carryover Amount | Carryover % | Carryover Threshold % | Locked |
|-------------|------------|--------------|------------------|---------------|-----------------------|--------|
| 2023-24 | \$79,158 | -\$1,871 | \$79,158 | ! 100% | 60% | - |

Corrective Action Plan *

We are confident that the excess carryover for the current year will be spent on salary and benefit costs for personnel who are providing services to adult learners. We are additionally going to offer another Pre-Apprenticeship cohort for adults who are incarcerated.

Additional Comments

Not Entered

Allocation Year 2021-22 Closeout

I have reviewed the fiscal reports for my agency and confirmed that all funds for this allocation year have been spent.

2021-22 Reverted Funds:

\$0



California
Community
Colleges



2024 © California Community Colleges

NOVA Site Version: 6.6