

05 Greater Opportunity Through Adult Learning

Cabrillo CCD
2023-24 Q3

Submitted by Linda Bernabe

Approved by Linda Bernabe


Object Code	Year to Date (YTD) Expenditure	YTD Forecast	% Expended of YTD Forecast	Project Budget	% Expended of Project Budget	Budget Remaining
1000 - Instructional Salaries	\$16,145	\$33,874	47.66%	\$135,494	11.92%	\$119,349
2000 - Non-Instructional Salaries	\$203,583	\$67,747	300.5%	\$270,988	75.13%	\$67,405
3000 - Employee Benefits	\$120,545	\$42,788	281.73%	\$171,151	70.43%	\$50,606
4000 - Supplies and Materials	\$479	\$7,131	6.72%	\$28,525	1.68%	\$28,046
5000 - Other Operating Expenses and Services	\$25,724	\$21,394	120.24%	\$85,575	30.06%	\$59,851
6000 - Capital Outlay	\$0	\$0	100%	\$0	100%	\$0
7000 - Other Outgo	\$0	\$0	100%	\$0	100%	\$0
Indirect Costs	\$10,423	\$5,349	194.88%	\$21,394	48.72%	\$10,971
Totals	\$376,899	\$178,282	211.41%	\$713,127	52.85%	\$336,228

Member Carryover Compliance Status

Description: The Member Carryover Compliance Status table shows how the member's spending is tracking against the allocations for the displayed fiscal year(s) based on expenditures entered as of the time of viewing.

Expenditures: A negative value indicates that current fiscal year spending has not begun, as there are still unused funds from previous fiscal years.

Carryover Amount & Carryover %: If current fiscal year spending has not yet begun (a negative Expenditures amount), Carryover Amount will remain equal to Allocation and Carryover % will remain 100%.

Fiscal Year	Allocation	Expenditures	Carryover Amount	Carryover %	Carryover Threshold %	Locked
2023-24	\$518,517	\$182,289	\$336,228	 64.84%	50%	-

Additional Comments

Not Entered

Pajaro Valley Unified 2023-24 Q3

Submitted by Angel Rodriguez

Approved by Linda Bernabe


Object Code	Year to Date (YTD) Expenditure	YTD Forecast	% Expended of YTD Forecast	Project Budget	% Expended of Project Budget	Budget Remaining
1000 - Instructional Salaries	\$688,010	\$949,992	72.42%	\$1,583,320	43.45%	\$895,310
2000 - Non-Instructional Salaries	\$524,830	\$509,570	102.99%	\$849,283	61.8%	\$324,453
3000 - Employee Benefits	\$759,122	\$837,616	90.63%	\$1,396,027	54.38%	\$636,905
4000 - Supplies and Materials	\$141,035	\$192,750	73.17%	\$321,250	43.9%	\$180,215
5000 - Other Operating Expenses and Services	\$199,796	\$358,765	55.69%	\$597,941	33.41%	\$398,145
6000 - Capital Outlay	\$0	\$108,000	0%	\$180,000	0%	\$180,000
7000 - Other Outgo	\$0	\$0	100%	\$0	100%	\$0
Indirect Costs	\$0	\$99,520	0%	\$165,867	0%	\$165,867
Totals	\$2,312,793	\$3,056,213	75.68%	\$5,093,688	45.41%	\$2,780,895

Member Carryover Compliance Status

Description: The Member Carryover Compliance Status table shows how the member's spending is tracking against the allocations for the displayed fiscal year(s) based on expenditures entered as of the time of viewing.

Expenditures: A negative value indicates that current fiscal year spending has not begun, as there are still unused funds from previous fiscal years.

Carryover Amount & Carryover %: If current fiscal year spending has not yet begun (a negative Expenditures amount), Carryover Amount will remain equal to Allocation and Carryover % will remain 100%.

Fiscal Year	Allocation	Expenditures	Carryover Amount	Carryover %	Carryover Threshold %	Locked
2023-24	\$3,601,690	\$820,795	\$2,780,895	 77.21%	50%	-



Additional Comments

Not Entered

Santa Cruz Co. Office of Education 2023-24 Q3

Submitted by Denise Sanson

Approved by Linda Bernabe


Object Code	Year to Date (YTD) Expenditure	YTD Forecast	% Expended of YTD Forecast	Project Budget	% Expended of Project Budget	Budget Remaining
1000 - Instructional Salaries	\$0	\$12,734	0%	\$16,979	0%	\$16,979
2000 - Non-Instructional Salaries	\$16,413	\$29,226	56.16%	\$38,968	42.12%	\$22,555
3000 - Employee Benefits	\$12,835	\$26,433	48.56%	\$35,244	36.42%	\$22,409
4000 - Supplies and Materials	\$2,943	\$0	100%	\$0	100%	 -\$2,943
5000 - Other Operating Expenses and Services	\$7	\$15	46.67%	\$20	35%	\$13
6000 - Capital Outlay	\$0	\$0	100%	\$0	100%	\$0
7000 - Other Outgo	\$0	\$0	100%	\$0	100%	\$0
Indirect Costs	\$0	\$2,152	0%	\$2,869	0%	\$2,869
Totals	\$32,198	\$70,560	45.63%	\$94,080	 34.22%	\$61,882

Member Carryover Compliance Status

Description: The Member Carryover Compliance Status table shows how the member's spending is tracking against the allocations for the displayed fiscal year(s) based on expenditures entered as of the time of viewing.

Expenditures: A negative value indicates that current fiscal year spending has not begun, as there are still unused funds from previous fiscal years.

Carryover Amount & Carryover %: If current fiscal year spending has not yet begun (a negative Expenditures amount), Carryover Amount will remain equal to Allocation and Carryover % will remain 100%.

Fiscal Year	Allocation	Expenditures	Carryover Amount	Carryover %	Carryover Threshold %	Locked
2023-24	\$79,158	\$17,276	\$61,882	 78.18%	50%	-

Additional Comments

Not Entered



California
Community
Colleges



2024 © California Community Colleges
NOVA Site Version: 7.1.2