


California Adult Education Program
Fiscal Reporting

Produced: Dec 5, 2023, 08:34 PM UTC - By Sherryl Carter


06 Partnership for Adult Academic and Career Education

Consortium Summary | Total Expenditures: **\$369,708** Total Allocation: **\$17,970,617** Total Carryover: **\$17,600,909**
(97.94%) **Carryover Compliance** 


ABC Unified 2023-24 Q1

Submitted by Nancy Amara

Approved by Dr. Sherryl Carter

Object Code	Year to Date (YTD) Expenditure	YTD Forecast	% Expended of YTD Forecast	Project Budget	% Expended of Project Budget	Budget Remaining
1000 - Instructional Salaries	\$272,153	\$750,000	36.29%	\$3,000,000	9.07%	\$2,727,847
2000 - Non-Instructional Salaries	\$156,718	\$750,000	20.9%	\$3,000,000	5.22%	\$2,843,282
3000 - Employee Benefits	\$214,989	\$800,000	26.87%	\$3,200,000	6.72%	\$2,985,011
4000 - Supplies and Materials	\$391,747	\$275,000	142.45%	\$1,100,000	35.61%	\$708,253
5000 - Other Operating Expenses and Services	\$491,081	\$287,500	170.81%	\$1,150,000	42.7%	\$658,919
6000 - Capital Outlay	\$69,865	\$566,669	12.33%	\$2,266,676	3.08%	\$2,196,811
7000 - Other Outgo	\$0	\$0	100%	\$0	100%	\$0
Indirect Costs	\$83,052	\$186,547	44.52%	\$746,188	11.13%	\$663,136
Totals	\$1,679,605	\$3,615,716	46.45%	\$14,462,864	 11.61%	\$12,783,259

Carryover Status

Fiscal Year	Allocation	Expenditures	Carryover Amount	Carryover %	Carryover Threshold %	Locked
2023-24	\$10,422,957	-\$2,360,302	\$10,422,957	 100%	80%	-

Additional Comments

Not Entered

Bellflower Unified


2023-24 Q1

Submitted by Clifford Higgins

Approved by Dr. Sherryl Carter

Object Code	Year to Date (YTD) Expenditure	YTD Forecast	% Expended of YTD Forecast	Project Budget	% Expended of Project Budget	Budget Remaining
1000 - Instructional Salaries	\$0	\$0	100%	\$0	100%	\$0
2000 - Non-Instructional Salaries	\$0	\$0	100%	\$0	100%	\$0
3000 - Employee Benefits	\$0	\$0	100%	\$0	100%	\$0
4000 - Supplies and Materials	\$99	\$5,036	1.97%	\$33,573	0.29%	\$33,474
5000 - Other Operating Expenses and Services	\$0	\$0	100%	\$0	100%	\$0
6000 - Capital Outlay	\$0	\$0	100%	\$0	100%	\$0
7000 - Other Outgo	\$0	\$0	100%	\$0	100%	\$0
Indirect Costs	\$0	\$0	100%	\$0	100%	\$0
Totals	\$99	\$5,036	1.97%	\$33,573	 0.29%	\$33,474

Carryover Status

Fiscal Year	Allocation	Expenditures	Carryover Amount	Carryover %	Carryover Threshold %	Locked
2023-24	\$33,573	\$99	\$33,474	 99.71%	80%	-

Additional Comments

Not Entered

Cerritos CCD


2023-24 Q1

Submitted by Dr. Sherryl Carter

Approved by Dr. Sherryl Carter

Object Code	Year to Date (YTD) Expenditure	YTD Forecast	% Expended of YTD Forecast	Project Budget	% Expended of Project Budget	Budget Remaining
1000 - Instructional Salaries	\$12,691	\$26,992	47.02%	\$107,969	11.75%	\$95,278
2000 - Non-Instructional Salaries	\$64,371	\$83,834	76.78%	\$335,337	19.2%	\$270,966
3000 - Employee Benefits	\$14,789	\$27,176	54.42%	\$108,704	13.6%	\$93,915
4000 - Supplies and Materials	\$0	\$5,230	0%	\$20,921	0%	\$20,921
5000 - Other Operating Expenses and Services	\$450	\$874	51.47%	\$3,497	12.87%	\$3,047
6000 - Capital Outlay	\$0	\$0	100%	\$0	100%	\$0
7000 - Other Outgo	\$0	\$0	100%	\$0	100%	\$0
Indirect Costs	\$3,692	\$5,642	65.44%	\$22,567	16.36%	\$18,875
Totals	\$95,993	\$149,749	64.1%	\$598,995	16.03%	\$503,002

Carryover Status

Fiscal Year	Allocation	Expenditures	Carryover Amount	Carryover %	Carryover Threshold %	Locked
2023-24	\$598,995	\$95,993	\$503,002	 83.97%	80%	-

Additional Comments

The allocated amount will be expended in alignment with the 3-year plan and projected budget.

Downey Unified


2023-24 Q1

Submitted by Blanca Rochin

Approved by Dr. Sherryl Carter

Object Code	Year to Date (YTD) Expenditure	YTD Forecast	% Expended of YTD Forecast	Project Budget	% Expended of Project Budget	Budget Remaining
1000 - Instructional Salaries	\$82,090	\$90,122	91.09%	\$450,610	18.22%	\$368,520
2000 - Non-Instructional Salaries	\$90,408	\$112,824	80.13%	\$564,120	16.03%	\$473,712
3000 - Employee Benefits	\$83,620	\$103,302	80.95%	\$516,510	16.19%	\$432,890
4000 - Supplies and Materials	\$397	\$14,289	2.78%	\$71,445	0.56%	\$71,048
5000 - Other Operating Expenses and Services	\$17,101	\$26,520	64.48%	\$132,600	12.9%	\$115,499
6000 - Capital Outlay	\$0	\$0	100%	\$0	100%	\$0
7000 - Other Outgo	\$0	\$0	100%	\$0	100%	\$0
Indirect Costs	\$0	\$12,355	0%	\$61,776	0%	\$61,776
Totals	\$273,616	\$359,412	76.13%	\$1,797,061	15.23%	\$1,523,445

Carryover Status

Fiscal Year	Allocation	Expenditures	Carryover Amount	Carryover %	Carryover Threshold %	Locked
2023-24	\$1,797,061	\$273,616	\$1,523,445	 84.77%	80%	-

Additional Comments

Not Entered

Norwalk-La Mirada Unified


2023-24 Q1

Submitted by Mindy Chung

Approved by Dr. Sherryl Carter

Object Code	Year to Date (YTD) Expenditure	YTD Forecast	% Expended of YTD Forecast	Project Budget	% Expended of Project Budget	Budget Remaining
1000 - Instructional Salaries	\$396,044	\$474,114	83.53%	\$1,896,455	20.88%	\$1,500,411
2000 - Non-Instructional Salaries	\$155,807	\$158,841	98.09%	\$635,365	24.52%	\$479,558
3000 - Employee Benefits	\$183,414	\$235,516	77.88%	\$942,062	19.47%	\$758,648
4000 - Supplies and Materials	\$96,779	\$50,000	193.56%	\$200,000	48.39%	\$103,221
5000 - Other Operating Expenses and Services	\$197,100	\$212,500	92.75%	\$850,000	23.19%	\$652,900
6000 - Capital Outlay	\$18,906	\$492,712	3.84%	\$1,970,849	0.96%	\$1,951,943
7000 - Other Outgo	\$0	\$0	100%	\$0	100%	\$0
Indirect Costs	\$0	\$0	100%	\$0	100%	\$0
Totals	\$1,048,050	\$1,623,683	64.55%	\$6,494,731	16.14%	\$5,446,681

Carryover Status

Fiscal Year	Allocation	Expenditures	Carryover Amount	Carryover %	Carryover Threshold %	Locked
2023-24	\$5,118,031	-\$328,650	\$5,118,031	 100%	80%	-

Additional Comments

Not Entered



California
Community
Colleges



2023 © California Community Colleges
NOVA Site Version: 6.5.16