

Castro Valley Unified 2021-22 Q4

Submitted by Beth Cutter

Approved by Tim Combs

Object Code	Year to Date (YTD) Expenditure	YTD Forecast	% Expended of YTD Forecast	Project Budget	% Expended of Project Budget	Budget Remaining
1000 - Instructional Salaries	\$1,255,935	\$1,713,525	73.3%	\$1,713,525	73.3%	\$457,590
2000 - Non-Instructional Salaries	\$600,579	\$600,579	100%	\$600,579	100%	\$0
3000 - Employee Benefits	\$586,401	\$586,401	100%	\$586,401	100%	\$0
4000 - Supplies and Materials	\$183,251	\$231,541	79.14%	\$231,541	79.14%	\$48,290
5000 - Other Operating Expenses and Services	\$85,508	\$114,425	74.73%	\$114,425	74.73%	\$28,917
6000 - Capital Outlay	\$72,659	\$72,659	100%	\$72,659	100%	\$0
7000 - Other Outgo	\$0	\$0	100%	\$0	100%	\$0
Indirect Costs	\$135,583	\$165,957	81.7%	\$165,957	81.7%	\$30,374
Totals	\$2,919,916	\$3,485,087	83.78%	\$3,485,087	83.78%	\$565,171

Additional Comments

Not Entered

✓ I certify that our agency did not exceed the allowed indirect rate as directed in the Adult Education Program Guidance.

Chabot-Las Positas CCD 2021-22 Q4

Submitted by Abigail Patton

Approved by Tim Combs

Object Code	Year to Date (YTD) Expenditure	YTD Forecast	% Expended of YTD Forecast	Project Budget	% Expended of Project Budget	Budget Remaining
1000 - Instructional Salaries	\$9,719	\$10,000	97.19%	\$10,000	97.19%	\$281
2000 - Non-Instructional Salaries	\$167,520	\$167,550	99.98%	\$167,550	99.98%	\$30
3000 - Employee Benefits	\$85,019	\$90,000	94.47%	\$90,000	94.47%	\$4,981
4000 - Supplies and Materials	\$4,730	\$5,000	94.6%	\$5,000	94.6%	\$270
5000 - Other Operating Expenses and Services	\$131,822	\$188,085	70.09%	\$188,085	70.09%	\$56,263
6000 - Capital Outlay	\$0	\$0	100%	\$0	100%	\$0
7000 - Other Outgo	\$0	\$0	100%	\$0	100%	\$0
Indirect Costs	\$0	\$0	100%	\$0	100%	\$0
Totals	\$398,810	\$460,635	86.58%	\$460,635	86.58%	\$61,825


Additional Comments

Not Entered

✓ I certify that our agency did not exceed the allowed indirect rate as directed in the Adult Education Program Guidance.

Dublin Unified
2021-22 Q4

Submitted by Bill Branca
Approved by Tim Combs

Object Code	Year to Date (YTD) Expenditure	YTD Forecast	% Expended of YTD Forecast	Project Budget	% Expended of Project Budget	Budget Remaining
1000 - Instructional Salaries	\$316,944	\$335,000	94.61%	\$335,000	94.61%	\$18,056
2000 - Non-Instructional Salaries	\$59,577	\$60,000	99.3%	\$60,000	99.3%	\$423
3000 - Employee Benefits	\$94,298	\$90,318	104.41%	\$90,318	104.41%	 -\$3,980
4000 - Supplies and Materials	\$105,646	\$120,000	88.04%	\$120,000	88.04%	\$14,354
5000 - Other Operating Expenses and Services	\$25,789	\$35,000	73.68%	\$35,000	73.68%	\$9,211
6000 - Capital Outlay	\$0	\$0	100%	\$0	100%	\$0
7000 - Other Outgo	\$0	\$0	100%	\$0	100%	\$0
Indirect Costs	\$28,678	\$31,595	90.77%	\$31,595	90.77%	\$2,917
Totals	\$630,932	\$671,913	93.9%	\$671,913	93.9%	\$40,981

Additional Comments




Not Entered

✓ I certify that our agency did not exceed the allowed indirect rate as directed in the Adult Education Program Guidance.

Hayward Unified
2021-22 Q4

Submitted by Kwasi Reed

Approved by Tim Combs

Object Code	Year to Date (YTD) Expenditure	YTD Forecast	% Expended of YTD Forecast	Project Budget	% Expended of Project Budget	Budget Remaining
1000 - Instructional Salaries	\$555,778	\$694,000	80.08%	\$694,000	80.08%	\$138,222
2000 - Non-Instructional Salaries	\$681,412	\$600,000	113.57%	\$600,000	113.57%	-\$81,412 
3000 - Employee Benefits	\$364,668	\$397,000	91.86%	\$397,000	91.86%	\$32,332
4000 - Supplies and Materials	\$135,480	\$139,000	97.47%	\$139,000	97.47%	\$3,520
5000 - Other Operating Expenses and Services	\$164,070	\$152,953	107.27%	\$152,953	107.27%	-\$11,117 
6000 - Capital Outlay	\$0	\$0	100%	\$0	100%	\$0
7000 - Other Outgo	\$81,542	\$0	100%	\$0	100%	-\$81,542 
Indirect Costs	\$0	\$0	100%	\$0	100%	\$0
Totals	\$1,982,950	\$1,982,953	100%	\$1,982,953	100%	\$3

Additional Comments

We lost a number of employees in Q4 which resulted in less funds being spent on certificated salaries.

✓ I certify that our agency did not exceed the allowed indirect rate as directed in the Adult Education Program Guidance.

**Livermore Valley Joint Unified
2021-22 Q4**

Submitted by Sara Walke MAT

Approved by Tim Combs

Object Code	Year to Date (YTD) Expenditure	YTD Forecast	% Expended of YTD Forecast	Project Budget	% Expended of Project Budget	Budget Remaining
1000 - Instructional Salaries	\$132,738	\$318,000	41.74%	\$424,000	31.31%	\$291,262
2000 - Non-Instructional Salaries	\$55,984	\$82,500	67.86%	\$110,000	50.89%	\$54,016
3000 - Employee Benefits	\$60,296	\$138,750	43.46%	\$185,000	32.59%	\$124,704
4000 - Supplies and Materials	\$52,964	\$75,000	70.62%	\$100,000	52.96%	\$47,036
5000 - Other Operating Expenses and Services	\$77,165	\$93,750	82.31%	\$125,000	61.73%	\$47,835
6000 - Capital Outlay	\$0	\$0	100%	\$0	100%	\$0
7000 - Other Outgo	\$0	\$0	100%	\$0	100%	\$0
Indirect Costs	\$11,555	\$22,022	52.47%	\$29,362	39.35%	\$17,807
Totals	\$390,702	\$730,022	53.52%	\$973,362	40.14%	\$582,660

Additional Comments

Not Entered

✓ I certify that our agency did not exceed the allowed indirect rate as directed in the Adult Education Program Guidance.

**New Haven Unified
2021-22 Q4**

Submitted by Grace Kim

Approved by Tim Combs

Object Code	Year to Date (YTD) Expenditure	YTD Forecast	% Expended of YTD Forecast	Project Budget	% Expended of Project Budget	Budget Remaining
1000 - Instructional Salaries	\$232,167	\$300,005	77.39%	\$300,005	77.39%	\$67,838
2000 - Non-Instructional Salaries	\$29,910	\$48,814	61.27%	\$48,814	61.27%	\$18,904
3000 - Employee Benefits	\$70,318	\$90,534	77.67%	\$90,534	77.67%	\$20,216
4000 - Supplies and Materials	\$2,541	\$24,534	10.36%	\$24,534	10.36%	\$21,993
5000 - Other Operating Expenses and Services	\$5,681	\$12,000	47.34%	\$12,000	47.34%	\$6,319
6000 - Capital Outlay	\$35,996	\$31,099	115.75%	\$31,099	115.75%	 -\$4,897
7000 - Other Outgo	\$0	\$0	100%	\$0	100%	\$0
Indirect Costs	\$14,950	\$24,345	61.41%	\$24,345	61.41%	\$9,395
Totals	\$391,563	\$531,331	73.69%	\$531,331	73.69%	\$139,768

Additional Comments

Not Entered

✓ I certify that our agency did not exceed the allowed indirect rate as directed in the Adult Education Program Guidance.

Pleasanton Unified
2021-22 Q4

Submitted by Crystal Korbas

Approved by Tim Combs

Object Code	Year to Date (YTD) Expenditure	YTD Forecast	% Expended of YTD Forecast	Project Budget	% Expended of Project Budget	Budget Remaining
1000 - Instructional Salaries	\$259,433	\$271,476	95.56%	\$271,476	95.56%	\$12,043
2000 - Non-Instructional Salaries	\$167,480	\$167,480	100%	\$167,480	100%	\$0
3000 - Employee Benefits	\$123,961	\$123,961	100%	\$123,961	100%	\$0
4000 - Supplies and Materials	\$13,887	\$13,887	100%	\$13,887	100%	\$0
5000 - Other Operating Expenses and Services	\$64,272	\$64,272	100%	\$64,272	100%	\$0
6000 - Capital Outlay	\$0	\$0	100%	\$0	100%	\$0
7000 - Other Outgo	\$0	\$0	100%	\$0	100%	\$0
Indirect Costs	\$31,452	\$31,452	100%	\$31,452	100%	\$0
Totals	\$660,485	\$672,528	98.21%	\$672,528	98.21%	\$12,043

Additional Comments

In addition to carryover that our school had from the 2020-21 school year, there was carryover in our CAEP account from prior years. In support of our Adults with Disabilities program funded through Regional Center of the East Bay (RCEB) we decided to pay for some of our Employment Training Specialist costs this year using CAEP so that our school district didn't have to absorb so much of the billing backlog that we were experiencing and continue to experience from RCEB.

Notes about the adjustment made in 2021-2022 CAEP funding:

1. Indirect double entry in NOVA for 2019-2020 expenditure report. During the 2019-2020 reporting, which happened during the summer of 2020, the indirect cost passed on to PACE from the school district was reported as \$22,949 under "7000 - Other Outgo" and then \$22,490 was reported under "Indirect." The actual amount that should have been reported was \$22,949 under "Indirect."
2. During the 2020-2021 NOVA reporting, it was discovered that the school district overcharged the Indirect for the school year. The total expenditures for 2020-2021 was \$496,170.96 and 5% would have been \$24,808.55 but the district charged \$28,331.37 which was \$3,522.82 more than the 5% allowed.
3. In 2021-2022 the district charged \$32,692, which was \$1.74 over the 5% allowed. To fix this, I've adjusted the 2000s and the Indirect to accommodate the adjustment needed to remain with a \$12,043 carryover for the year.

We approached CAEP TAP and they advised our consortium director, Tim Combs, and Beth Cutter and Crystal Korbas to under report the amounts to ensure the accurate amount of carryover going forward. TOTAL ADJUSTED IN 2021-2022: \$26,014.56

✓ I certify that our agency did not exceed the allowed indirect rate as directed in the Adult Education Program Guidance.

San Leandro Unified
2021-22 Q4

Submitted by Bradley Frazier

Approved by Tim Combs

Object Code	Year to Date (YTD) Expenditure	YTD Forecast	% Expended of YTD Forecast	Project Budget	% Expended of Project Budget	Budget Remaining
1000 - Instructional Salaries	\$862,391	\$862,391	100%	\$862,391	100%	\$0
2000 - Non-Instructional Salaries	\$296,735	\$296,735	100%	\$296,735	100%	\$0
3000 - Employee Benefits	\$345,504	\$345,504	100%	\$345,504	100%	\$0
4000 - Supplies and Materials	\$35,355	\$35,355	100%	\$35,355	100%	\$0
5000 - Other Operating Expenses and Services	\$55,233	\$55,233	100%	\$55,233	100%	\$0
6000 - Capital Outlay	\$15,850	\$15,850	100%	\$15,850	100%	\$0
7000 - Other Outgo	\$96,757	\$96,757	100%	\$96,757	100%	\$0
Indirect Costs	\$0	\$0	100%	\$0	100%	\$0
Totals	\$1,707,825	\$1,707,825	100%	\$1,707,825	100%	\$0

Additional Comments

Not Entered

✓ I certify that our agency did not exceed the allowed indirect rate as directed in the Adult Education Program Guidance.

**San Lorenzo Unified
2021-22 Q4**

Submitted by Ms. L. Lama San Lorenzo Unified School District

Approved by Tim Combs

Object Code	Year to Date (YTD) Expenditure	YTD Forecast	% Expended of YTD Forecast	Project Budget	% Expended of Project Budget	Budget Remaining
1000 - Instructional Salaries	\$274,322	\$329,791	83.18%	\$329,791	83.18%	\$55,469
2000 - Non-Instructional Salaries	\$111,433	\$119,950	92.9%	\$119,950	92.9%	\$8,517
3000 - Employee Benefits	\$135,196	\$216,600	62.42%	\$216,600	62.42%	\$81,404
4000 - Supplies and Materials	\$138,539	\$125,000	110.83%	\$125,000	110.83%	! -\$13,539
5000 - Other Operating Expenses and Services	\$104,086	\$125,000	83.27%	\$125,000	83.27%	\$20,914
6000 - Capital Outlay	\$0	\$0	100%	\$0	100%	\$0
7000 - Other Outgo	\$0	\$0	100%	\$0	100%	\$0
Indirect Costs	\$38,178	\$35,000	109.08%	\$35,000	109.08%	! -\$3,178
Totals	\$801,754	\$951,341	84.28%	\$951,341	84.28%	\$149,587

Additional Comments

Not Entered

✓ I certify that our agency did not exceed the allowed indirect rate as directed in the Adult Education Program Guidance.

**Tri-Valley ROP
2021-22 Q4**

Submitted by Julie Duncan

Approved by Tim Combs

Object Code	Year to Date (YTD) Expenditure	YTD Forecast	% Expended of YTD Forecast	Project Budget	% Expended of Project Budget	Budget Remaining
1000 - Instructional Salaries	\$27,387	\$27,387	100%	\$27,387	100%	\$0
2000 - Non-Instructional Salaries	\$0	\$0	100%	\$0	100%	\$0
3000 - Employee Benefits	\$5,809	\$5,809	100%	\$5,809	100%	\$0
4000 - Supplies and Materials	\$0	\$0	100%	\$0	100%	\$0
5000 - Other Operating Expenses and Services	\$0	\$0	100%	\$0	100%	\$0
6000 - Capital Outlay	\$0	\$0	100%	\$0	100%	\$0
7000 - Other Outgo	\$0	\$0	100%	\$0	100%	\$0
Indirect Costs	\$0	\$0	100%	\$0	100%	\$0
Totals	\$33,196	\$33,196	100%	\$33,196	100%	\$0

Additional Comments

Funding will provide an Adult Transition Specialist. CAEP funds will be used for the Adult Transition Specialist's salary and benefits.

✓ I certify that our agency did not exceed the allowed indirect rate as directed in the Adult Education Program Guidance.



California Community Colleges



2022 © California Community Colleges
NOVA Site Version: 5.0.9