

California Adult Education Program  
Fiscal Reporting

Produced: Oct 4, 2023, 03:22 PM UTC - By Tim Combs

**07 Chabot-Las Positas/Mid-Alameda County Consortium**

**Castro Valley Unified  
2022-23 Q4**

Submitted by Beth Cutter

Approved by Tim Combs

Object Code	Year to Date (YTD) Expenditure	YTD Forecast	% Expended of YTD Forecast	Project Budget	% Expended of Project Budget	Budget Remaining
1000 - Instructional Salaries	\$1,406,153	\$1,756,676	80.05%	\$1,756,676	80.05%	\$350,523
2000 - Non-Instructional Salaries	\$683,987	\$683,987	100%	\$683,987	100%	\$0
3000 - Employee Benefits	\$695,386	\$695,386	100%	\$695,386	100%	\$0
4000 - Supplies and Materials	\$68,706	\$152,454	45.07%	\$152,454	45.07%	\$83,748
5000 - Other Operating Expenses and Services	\$62,427	\$146,402	42.64%	\$146,402	42.64%	\$83,975
6000 - Capital Outlay	\$0	\$71,711	0%	\$71,711	0%	\$71,711
7000 - Other Outgo	\$0	\$0	100%	\$0	100%	\$0
Indirect Costs	\$145,832	\$175,331	83.18%	\$175,331	83.18%	\$29,499
<b>Totals</b>	<b>\$3,062,491</b>	<b>\$3,681,947</b>	<b>83.18%</b>	<b>\$3,681,947</b>	<b>83.18%</b>	<b>\$619,456</b>

**Additional Comments**


Not Entered

✓ I certify that our agency did not exceed the allowed indirect rate as directed in the Adult Education Program Guidance.

**Chabot-Las Positas CCD  
2022-23 Q4**

Submitted by Abigail Patton

Approved by Tim Combs

Object Code	Year to Date (YTD) Expenditure	YTD Forecast	% Expended of YTD Forecast	Project Budget	% Expended of Project Budget	Budget Remaining
1000 - Instructional Salaries	\$79,567	\$75,000	106.09%	\$75,000	106.09%	 -\$4,567
2000 - Non-Instructional Salaries	\$118,033	\$145,000	81.4%	\$145,000	81.4%	\$26,967
3000 - Employee Benefits	\$82,503	\$83,500	98.81%	\$83,500	98.81%	\$997
4000 - Supplies and Materials	\$22,919	\$9,851	232.66%	\$9,851	232.66%	 -\$13,068
5000 - Other Operating Expenses and Services	\$148,826	\$187,449	79.4%	\$187,449	79.4%	\$38,623
6000 - Capital Outlay	\$0	\$0	100%	\$0	100%	\$0
7000 - Other Outgo	\$0	\$0	100%	\$0	100%	\$0
Indirect Costs	\$0	\$0	100%	\$0	100%	\$0
<b>Totals</b>	<b>\$451,848</b>	<b>\$500,800</b>	<b>90.23%</b>	<b>\$500,800</b>	<b>90.23%</b>	<b>\$48,952</b>

**Additional Comments**

Faculty salaries for support in workgroups including CE, Seamless Transition, ESL, and Basic Skills and Accessibility Workgroups. We will also have dedicated counseling hours for adult school students.
Partial salary of dean and administrative support for Adult Ed, including financial aid advisor overtime.
Salary benefits
Operational supplies and programmatic supplies to host the Adult Ed Symposium
Food for Adult Ed Collaboration meetings and Adult Ed Symposium- This also includes the contract for the Director of MACC.

✓ I certify that our agency did not exceed the allowed indirect rate as directed in the Adult Education Program Guidance.

**Dublin Unified**  
2022-23 Q4

Submitted by Bill Branca

Approved by Tim Combs

Object Code	Year to Date (YTD) Expenditure	YTD Forecast	% Expended of YTD Forecast	Project Budget	% Expended of Project Budget	Budget Remaining
1000 - Instructional Salaries	\$266,898	\$297,110	89.83%	\$297,110	89.83%	\$30,212
2000 - Non-Instructional Salaries	\$63,540	\$68,000	93.44%	\$68,000	93.44%	\$4,460
3000 - Employee Benefits	\$93,315	\$100,000	93.31%	\$100,000	93.31%	\$6,685
4000 - Supplies and Materials	\$57,204	\$60,000	95.34%	\$60,000	95.34%	\$2,796
5000 - Other Operating Expenses and Services	\$34,357	\$35,000	98.16%	\$35,000	98.16%	\$643
6000 - Capital Outlay	\$0	\$0	100%	\$0	100%	\$0
7000 - Other Outgo	\$0	\$0	100%	\$0	100%	\$0
Indirect Costs	\$25,766	\$29,447	87.5%	\$29,447	87.5%	\$3,681
<b>Totals</b>	<b>\$541,080</b>	<b>\$589,557</b>	<b>91.78%</b>	<b>\$589,557</b>	<b>91.78%</b>	<b>\$48,477</b>

**Additional Comments**


Not Entered

✓ I certify that our agency did not exceed the allowed indirect rate as directed in the Adult Education Program Guidance.

**Hayward Unified**  
2022-23 Q4

Submitted by Kwasi Reed

Approved by Tim Combs

Object Code	Year to Date (YTD) Expenditure	YTD Forecast	% Expended of YTD Forecast	Project Budget	% Expended of Project Budget	Budget Remaining
1000 - Instructional Salaries	\$516,062	\$739,563	69.78%	\$739,563	69.78%	\$223,501
2000 - Non-Instructional Salaries	\$631,553	\$633,912	99.63%	\$633,912	99.63%	\$2,359
3000 - Employee Benefits	\$353,476	\$422,608	83.64%	\$422,608	83.64%	\$69,132
4000 - Supplies and Materials	\$76,382	\$147,913	51.64%	\$147,913	51.64%	\$71,531
5000 - Other Operating Expenses and Services	\$221,220	\$169,043	130.87%	\$169,043	130.87%	 -\$52,177
6000 - Capital Outlay	\$0	\$0	100%	\$0	100%	\$0
7000 - Other Outgo	\$0	\$0	100%	\$0	100%	\$0
Indirect Costs	\$0	\$0	100%	\$0	100%	\$0
<b>Totals</b>	<b>\$1,798,693</b>	<b>\$2,113,039</b>	<b>85.12%</b>	<b>\$2,113,039</b>	<b>85.12%</b>	<b>\$314,346</b>

**Additional Comments**

Not Entered

✓ I certify that our agency did not exceed the allowed indirect rate as directed in the Adult Education Program Guidance.

**Livermore Valley Joint Unified  
2022-23 Q4**

Submitted by Sara Walke MAT  
Approved by Tim Combs

Object Code	Year to Date (YTD) Expenditure	YTD Forecast	% Expended of YTD Forecast	Project Budget	% Expended of Project Budget	Budget Remaining
1000 - Instructional Salaries	\$514,927	\$583,487	88.25%	\$583,487	88.25%	\$68,560
2000 - Non-Instructional Salaries	\$59,133	\$112,543	52.54%	\$112,543	52.54%	\$53,410
3000 - Employee Benefits	\$193,588	\$219,569	88.17%	\$219,569	88.17%	\$25,981
4000 - Supplies and Materials	\$32,080	\$50,000	64.16%	\$50,000	64.16%	\$17,920
5000 - Other Operating Expenses and Services	\$58,063	\$175,000	33.18%	\$175,000	33.18%	\$116,937
6000 - Capital Outlay	\$0	\$0	100%	\$0	100%	\$0
7000 - Other Outgo	\$0	\$0	100%	\$0	100%	\$0
Indirect Costs	\$31,186	\$31,186	100%	\$31,186	100%	\$0
<b>Totals</b>	<b>\$888,977</b>	<b>\$1,171,785</b>	<b>75.87%</b>	<b>\$1,171,785</b>	<b>75.87%</b>	<b>\$282,808</b>

**Additional Comments**

Not Entered

✓ I certify that our agency did not exceed the allowed indirect rate as directed in the Adult Education Program Guidance.

**New Haven Unified  
2022-23 Q4**

Submitted by Eric Barron

Approved by Tim Combs

Object Code	Year to Date (YTD) Expenditure	YTD Forecast	% Expended of YTD Forecast	Project Budget	% Expended of Project Budget	Budget Remaining
1000 - Instructional Salaries	\$263,877	\$270,690	97.48%	\$270,690	97.48%	\$6,813
2000 - Non-Instructional Salaries	\$31,229	\$44,637	69.96%	\$44,637	69.96%	\$13,408
3000 - Employee Benefits	\$80,021	\$83,388	95.96%	\$83,388	95.96%	\$3,367
4000 - Supplies and Materials	\$8,773	\$22,564	38.88%	\$22,564	38.88%	\$13,791
5000 - Other Operating Expenses and Services	\$8,092	\$12,000	67.43%	\$12,000	67.43%	\$3,908
6000 - Capital Outlay	\$0	\$28,695	0%	\$28,695	0%	\$28,695
7000 - Other Outgo	\$0	\$28,544	0%	\$28,544	0%	\$28,544
Indirect Costs	\$0	\$0	100%	\$0	100%	\$0
<b>Totals</b>	<b>\$391,992</b>	<b>\$490,518</b>	<b>79.91%</b>	<b>\$490,518</b>	<b>79.91%</b>	<b>\$98,526</b>

**Additional Comments**

Not Entered

✓ I certify that our agency did not exceed the allowed indirect rate as directed in the Adult Education Program Guidance.

**Pleasanton Unified  
2022-23 Q4**

Submitted by Crystal Korbas

Approved by Tim Combs

Object Code	Year to Date (YTD) Expenditure	YTD Forecast	% Expended of YTD Forecast	Project Budget	% Expended of Project Budget	Budget Remaining
1000 - Instructional Salaries	\$268,099	\$275,007	97.49%	\$275,007	97.49%	\$6,908
2000 - Non-Instructional Salaries	\$128,444	\$128,444	100%	\$128,444	100%	\$0
3000 - Employee Benefits	\$125,331	\$125,331	100%	\$125,331	100%	\$0
4000 - Supplies and Materials	\$5,974	\$14,000	42.67%	\$14,000	42.67%	\$8,026
5000 - Other Operating Expenses and Services	\$62,391	\$65,000	95.99%	\$65,000	95.99%	\$2,609
6000 - Capital Outlay	\$0	\$0	100%	\$0	100%	\$0
7000 - Other Outgo	\$0	\$0	100%	\$0	100%	\$0
Indirect Costs	\$29,512	\$29,512	100%	\$29,512	100%	\$0
<b>Totals</b>	<b>\$619,751</b>	<b>\$637,294</b>	<b>97.25%</b>	<b>\$637,294</b>	<b>97.25%</b>	<b>\$17,543</b>

**Additional Comments**

✓ I certify that our agency did not exceed the allowed indirect rate as directed in the Adult Education Program Guidance.

**San Leandro Unified**  
2022-23 Q4

Submitted by Bradley Frazier

Approved by Tim Combs

Object Code	Year to Date (YTD) Expenditure	YTD Forecast	% Expended of YTD Forecast	Project Budget	% Expended of Project Budget	Budget Remaining
1000 - Instructional Salaries	\$833,986	\$333,594	250%	\$833,986	100%	\$0
2000 - Non-Instructional Salaries	\$339,676	\$135,870	250%	\$339,676	100%	\$0
3000 - Employee Benefits	\$419,245	\$167,698	250%	\$419,245	100%	\$0
4000 - Supplies and Materials	\$38,854	\$15,542	250%	\$38,854	100%	\$0
5000 - Other Operating Expenses and Services	\$91,378	\$36,551	250%	\$91,378	100%	\$0
6000 - Capital Outlay	\$0	\$0	100%	\$0	100%	\$0
7000 - Other Outgo	\$96,720	\$38,688	250%	\$96,720	100%	\$0
Indirect Costs	\$0	\$0	100%	\$0	100%	\$0
<b>Totals</b>	<b>\$1,819,859</b>	<b>\$727,944</b>	<b>250%</b>	<b>\$1,819,859</b>	<b>100%</b>	<b>\$0</b>

**Additional Comments**

Not Entered


✓ I certify that our agency did not exceed the allowed indirect rate as directed in the Adult Education Program Guidance.

**San Lorenzo Unified**  
2022-23 Q4

Submitted by Sharita Williams M.A. Ed

Approved by Tim Combs



Object Code	Year to Date (YTD) Expenditure	YTD Forecast	% Expended of YTD Forecast	Project Budget	% Expended of Project Budget	Budget Remaining
1000 - Instructional Salaries	\$353,837	\$391,492	90.38%	\$391,492	90.38%	\$37,655
2000 - Non-Instructional Salaries	\$122,028	\$137,215	88.93%	\$137,215	88.93%	\$15,187
3000 - Employee Benefits	\$147,210	\$190,573	77.25%	\$190,573	77.25%	\$43,363
4000 - Supplies and Materials	\$41,123	\$97,816	42.04%	\$97,816	42.04%	\$56,693
5000 - Other Operating Expenses and Services	\$148,152	\$114,706	129.16%	\$114,706	129.16%	 -\$33,446
6000 - Capital Outlay	\$0	\$0	100%	\$0	100%	\$0
7000 - Other Outgo	\$0	\$0	100%	\$0	100%	\$0
Indirect Costs	\$40,618	\$46,590	87.18%	\$46,590	87.18%	\$5,972
<b>Totals</b>	<b>\$852,968</b>	<b>\$978,392</b>	<b>87.18%</b>	<b>\$978,392</b>	<b>87.18%</b>	<b>\$125,424</b>

**Additional Comments**

5000 Other Operating Expenses- supplies to support program and students like additional program advertising and increase in Burlington English seats for students

There is a discrepancy for Resource 6391 (CAEP funds) between the remaining Total for Expense Account \$91,194.75 on Fiscal 02a and the CAEP Q4 report Budget Remaining \$125,424- SLZUSD Business Services is researching and working on resolving the discrepancy.

✓ I certify that our agency did not exceed the allowed indirect rate as directed in the Adult Education Program Guidance.

**Tri-Valley ROP  
2022-23 Q4**

Submitted by Suzanne Smith  
Approved by Tim Combs

Object Code	Year to Date (YTD) Expenditure	YTD Forecast	% Expended of YTD Forecast	Project Budget	% Expended of Project Budget	Budget Remaining
1000 - Instructional Salaries	\$27,237	\$27,237	100%	\$27,237	100%	\$0
2000 - Non-Instructional Salaries	\$0	\$0	100%	\$0	100%	\$0
3000 - Employee Benefits	\$8,136	\$8,136	100%	\$8,136	100%	\$0
4000 - Supplies and Materials	\$0	\$0	100%	\$0	100%	\$0
5000 - Other Operating Expenses and Services	\$0	\$0	100%	\$0	100%	\$0
6000 - Capital Outlay	\$0	\$0	100%	\$0	100%	\$0
7000 - Other Outgo	\$0	\$0	100%	\$0	100%	\$0
Indirect Costs	\$0	\$0	100%	\$0	100%	\$0
<b>Totals</b>	<b>\$35,373</b>	<b>\$35,373</b>	<b>100%</b>	<b>\$35,373</b>	<b>100%</b>	<b>\$0</b>

**Additional Comments**

Not Entered

✓ I certify that our agency did not exceed the allowed indirect rate as directed in the Adult Education Program Guidance.



California Community Colleges



2023 © California Community Colleges  
NOVA Site Version: 6.5.11