

07 Chabot-Las Positas/Mid-Alameda County Consortium

Consortium Summary | Total Expenditures: \$3,658,126 Total Allocation: \$11,326,880 Total Carryover: \$7,668,754
(67.7%) Carryover Compliance i

Castro Valley Unified 2023-24 Q2

Submitted by Beth Cutter

Approved by Tim Combs


Object Code	Year to Date (YTD) Expenditure	YTD Forecast	% Expended of YTD Forecast	Project Budget	% Expended of Project Budget	Budget Remaining
1000 - Instructional Salaries	\$670,497	\$756,460	88.64%	\$1,891,149	35.45%	\$1,220,652
2000 - Non-Instructional Salaries	\$337,173	\$312,672	107.84%	\$781,681	43.13%	\$444,508
3000 - Employee Benefits	\$334,886	\$304,838	109.86%	\$762,096	43.94%	\$427,210
4000 - Supplies and Materials	\$19,494	\$62,402	31.24%	\$156,006	12.5%	\$136,512
5000 - Other Operating Expenses and Services	\$40,679	\$55,870	72.81%	\$139,674	29.12%	\$98,995
6000 - Capital Outlay	\$0	\$28,684	0%	\$71,710	0%	\$71,710
7000 - Other Outgo	\$0	\$0	100%	\$0	100%	\$0
Indirect Costs	\$0	\$76,046	0%	\$190,116	0%	\$190,116
Totals	\$1,402,729	\$1,596,973	87.84%	\$3,992,432	35.13%	\$2,589,703

Member Carryover Compliance Status

Description: The Member Carryover Compliance Status table shows how the member's spending is tracking against the allocations for the displayed fiscal year(s) based on expenditures entered as of the time of viewing.

Expenditures: A negative value indicates that current fiscal year spending has not begun, as there are still unused funds from previous fiscal years.

Carryover Amount & Carryover %: If current fiscal year spending has not yet begun (a negative Expenditures amount), Carryover Amount will remain equal to Allocation and Carryover % will remain 100%.

Fiscal Year	Allocation	Expenditures	Carryover Amount	Carryover %	Carryover Threshold %	Locked
2023-24	\$3,372,976	\$783,273	\$2,589,703	 76.78%	60%	-

Corrective Action Plan *

We have several large expenditures expected this year, along with a COLA that will be retroactive and hit our payroll in January. Please also see the details written in the Q1 report.

Additional Comments

Not Entered

Allocation Year 2021-22 Closeout

I have reviewed the fiscal reports for my agency and confirmed that all funds for this allocation year have been spent.

2021-22 Reverted Funds:

\$0

Chabot-Las Positas CCD

2023-24 Q2

Submitted by Abigail Patton

Approved by Tim Combs

Object Code	Year to Date (YTD) Expenditure	YTD Forecast	% Expended of YTD Forecast	Project Budget	% Expended of Project Budget	Budget Remaining
1000 - Instructional Salaries	\$50,436	\$42,114	119.76%	\$93,587	53.89%	\$43,151
2000 - Non-Instructional Salaries	\$23,576	\$59,298	39.76%	\$131,774	17.89%	\$108,198
3000 - Employee Benefits	\$38,859	\$40,977	94.83%	\$91,061	42.67%	\$52,202
4000 - Supplies and Materials	\$627	\$16,301	3.85%	\$36,224	1.73%	\$35,597
5000 - Other Operating Expenses and Services	\$61,263	\$77,113	79.45%	\$171,363	35.75%	\$110,100
6000 - Capital Outlay	\$0	\$0	100%	\$0	100%	\$0
7000 - Other Outgo	\$0	\$0	100%	\$0	100%	\$0
Totals	\$174,761	\$235,804	74.11%	\$524,009	33.35%	\$349,248


Object Code	Year to Date (YTD) Expenditure	YTD Forecast	% Expended of YTD Forecast	Project Budget	% Expended of Project Budget	Budget Remaining
Indirect Costs	\$0	\$0	100%	\$0	100%	\$0
Totals	\$174,761	\$235,804	74.11%	\$524,009	33.35%	\$349,248

Member Carryover Compliance Status

Description: The Member Carryover Compliance Status table shows how the member's spending is tracking against the allocations for the displayed fiscal year(s) based on expenditures entered as of the time of viewing.

Expenditures: A negative value indicates that current fiscal year spending has not begun, as there are still unused funds from previous fiscal years.

Carryover Amount & Carryover %: If current fiscal year spending has not yet begun (a negative Expenditures amount), Carryover Amount will remain equal to Allocation and Carryover % will remain 100%.

Fiscal Year	Allocation	Expenditures	Carryover Amount	Carryover %	Carryover Threshold %	Locked
2023-24	\$475,057	\$125,809	\$349,248	 73.52%	60%	-

Corrective Action Plan *

We had a vacant position for several months which reduced spending. The position has not been filled and anticipate making more progress in spending.

Additional Comments

Not Entered

Allocation Year 2021-22 Closeout

I have reviewed the fiscal reports for my agency and confirmed that all funds for this allocation year have been spent.

2021-22 Reverted Funds:

\$0

**Dublin Unified
2023-24 Q2**

Submitted by Bill Branca

Approved by Tim Combs


Object Code	Year to Date (YTD) Expenditure	YTD Forecast	% Expended of YTD Forecast	Project Budget	% Expended of Project Budget	Budget Remaining
1000 - Instructional Salaries	\$111,902	\$126,058	88.77%	\$315,146	35.51%	\$203,244
2000 - Non-Instructional Salaries	\$31,482	\$32,000	98.38%	\$80,000	39.35%	\$48,518
3000 - Employee Benefits	\$42,905	\$42,000	102.15%	\$105,000	40.86%	\$62,095
4000 - Supplies and Materials	\$27,815	\$28,800	96.58%	\$72,000	38.63%	\$44,185
5000 - Other Operating Expenses and Services	\$23,825	\$16,000	148.91%	\$40,000	59.56%	\$16,175
6000 - Capital Outlay	\$0	\$0	100%	\$0	100%	\$0
7000 - Other Outgo	\$0	\$0	100%	\$0	100%	\$0
Indirect Costs	\$11,750	\$12,000	97.92%	\$30,000	39.17%	\$18,250
Totals	\$249,679	\$256,858	97.2%	\$642,146	38.88%	\$392,467

Member Carryover Compliance Status

Description: The Member Carryover Compliance Status table shows how the member's spending is tracking against the allocations for the displayed fiscal year(s) based on expenditures entered as of the time of viewing.

Expenditures: A negative value indicates that current fiscal year spending has not begun, as there are still unused funds from previous fiscal years.

Carryover Amount & Carryover %: If current fiscal year spending has not yet begun (a negative Expenditures amount), Carryover Amount will remain equal to Allocation and Carryover % will remain 100%.

Fiscal Year	Allocation	Expenditures	Carryover Amount	Carryover %	Carryover Threshold %	Locked
2023-24	\$593,669	\$201,202	\$392,467	 66.11%	60%	-

Corrective Action Plan *

The carryover will be addressed with the encumbered certificated salaries.

Additional Comments

Not Entered

Allocation Year 2021-22 Closeout

I have reviewed the fiscal reports for my agency and confirmed that all funds for this allocation year have been spent.


2021-22 Reverted Funds:

\$0

Hayward Unified 2023-24 Q2

Submitted by Kwasi Reed

Approved by Tim Combs


Object Code	Year to Date (YTD) Expenditure	YTD Forecast	% Expended of YTD Forecast	Project Budget	% Expended of Project Budget	Budget Remaining
1000 - Instructional Salaries	\$336,881	\$351,145	95.94%	\$780,323	43.17%	\$443,442
2000 - Non-Instructional Salaries	\$327,756	\$292,621	112.01%	\$650,269	50.4%	\$322,513
3000 - Employee Benefits	\$201,255	\$234,097	85.97%	\$520,215	38.69%	\$318,960
4000 - Supplies and Materials	\$13,920	\$81,934	16.99%	\$182,075	7.65%	\$168,155
5000 - Other Operating Expenses and Services	\$232,192	\$93,639	247.97%	\$208,086	111.58%	 -\$24,106
6000 - Capital Outlay	\$0	\$70,229	0%	\$156,064	0%	\$156,064
7000 - Other Outgo	\$0	\$0	100%	\$0	100%	\$0
Indirect Costs	\$0	\$46,819	0%	\$104,043	0%	\$104,043
Totals	\$1,112,004	\$1,170,484	95%	\$2,601,075	42.75%	\$1,489,071

Member Carryover Compliance Status

Description: The Member Carryover Compliance Status table shows how the member's spending is tracking against the allocations for the displayed fiscal year(s) based on expenditures entered as of the time of viewing.

Expenditures: A negative value indicates that current fiscal year spending has not begun, as there are still unused funds from previous fiscal years.

Carryover Amount & Carryover %: If current fiscal year spending has not yet begun (a negative Expenditures amount), Carryover Amount will remain equal to Allocation and Carryover % will remain 100%.

Fiscal Year	Allocation	Expenditures	Carryover Amount	Carryover %	Carryover Threshold %	Locked
2023-24	\$2,286,729	\$797,658	\$1,489,071	 65.12%	60%	-

Corrective Action Plan *

In order to address the carryover HAS will engage in additional school wide professional development for certificated and classified staff. Continue to upgrade technology needs and invest in establishing new CTE programs.

Additional Comments

Not Entered

Allocation Year 2021-22 Closeout

I have reviewed the fiscal reports for my agency and confirmed that all funds for this allocation year have been spent.

2021-22 Reverted Funds:

\$0

**Livermore Valley Joint Unified
2023-24 Q2**

Submitted by Sara Walke MAT

Approved by Tim Combs


Object Code	Year to Date (YTD) Expenditure	YTD Forecast	% Expended of YTD Forecast	Project Budget	% Expended of Project Budget	Budget Remaining
1000 - Instructional Salaries	\$204,148	\$278,536	73.29%	\$618,968	32.98%	\$414,820
2000 - Non-Instructional Salaries	\$7,592	\$7,109	106.79%	\$15,798	48.06%	\$8,206
3000 - Employee Benefits	\$66,130	\$78,382	84.37%	\$174,182	37.97%	\$108,052
4000 - Supplies and Materials	\$2,783	\$10,351	26.89%	\$23,003	12.1%	\$20,220
5000 - Other Operating Expenses and Services	\$42,377	\$20,250	209.27%	\$45,000	94.17%	\$2,623
6000 - Capital Outlay	\$0	\$0	100%	\$0	100%	\$0
7000 - Other Outgo	\$0	\$0	100%	\$0	100%	\$0
Indirect Costs	\$15,990	\$19,534	81.86%	\$43,409	36.84%	\$27,419
Totals	\$339,020	\$414,162	81.86%	\$920,360	36.84%	\$581,340

Member Carryover Compliance Status

Description: The Member Carryover Compliance Status table shows how the member's spending is tracking against the allocations for the displayed fiscal year(s) based on expenditures entered as of the time of viewing.

Expenditures: A negative value indicates that current fiscal year spending has not begun, as there are still unused funds from previous fiscal years.

Carryover Amount & Carryover %: If current fiscal year spending has not yet begun (a negative Expenditures amount), Carryover Amount will remain equal to Allocation and Carryover % will remain 100%.

Fiscal Year	Allocation	Expenditures	Carryover Amount	Carryover %	Carryover Threshold %	Locked
2023-24	\$637,552	\$56,212	\$581,340	 91.18%	60%	-

Corrective Action Plan *

The carryover will be addressed with the encumbered certificated salaries.

Additional Comments

Not Entered

Allocation Year 2021-22 Closeout

I have reviewed the fiscal reports for my agency and confirmed that all funds for this allocation year have been spent.

2021-22 Reverted Funds:

\$0

New Haven Unified

2023-24 Q2

Submitted by Eric Barron

Approved by Tim Combs

Object Code	Year to Date (YTD) Expenditure	YTD Forecast	% Expended of YTD Forecast	Project Budget	% Expended of Project Budget	Budget Remaining
1000 - Instructional Salaries	\$67,097	\$133,749	50.17%	\$267,497	25.08%	\$200,400
2000 - Non-Instructional Salaries	\$9,018	\$21,434	42.07%	\$42,867	21.04%	\$33,849
3000 - Employee Benefits	\$19,744	\$40,089	49.25%	\$80,177	24.63%	\$60,433
4000 - Supplies and Materials	\$6,082	\$10,972	55.43%	\$21,944	27.72%	\$15,862
5000 - Other Operating Expenses and Services	\$1,729	\$5,750	30.07%	\$11,500	15.03%	\$9,771
6000 - Capital Outlay	\$7,218	\$12,790	56.44%	\$25,579	28.22%	\$18,361
7000 - Other Outgo	\$6,399	\$14,272	44.84%	\$28,544	22.42%	\$22,145
Indirect Costs	\$0	\$0	100%	\$0	100%	\$0
Totals	\$117,287	\$239,054	49.06%	\$478,108	24.53%	\$360,821

Member Carryover Compliance Status

Description: The Member Carryover Compliance Status table shows how the member's spending is tracking against the allocations for the displayed fiscal year(s) based on expenditures entered as of the time of viewing.

Expenditures: A negative value indicates that current fiscal year spending has not begun, as there are still unused funds from previous fiscal years.

Carryover Amount & Carryover %: If current fiscal year spending has not yet begun (a negative Expenditures amount), Carryover Amount will remain equal to Allocation and Carryover % will remain 100%.

Fiscal Year	Allocation	Expenditures	Carryover Amount	Carryover %	Carryover Threshold %	Locked
2023-24	\$379,582	\$18,761	\$360,821	95.06%	60%	-

Corrective Action Plan *

New Haven Adult School has started spending our older money for hourly compensation, materials, etc.

Additional Comments

Not Entered

Allocation Year 2021-22 Closeout

I have reviewed the fiscal reports for my agency and confirmed that all funds for this allocation year have been spent.

2021-22 Reverted Funds:

\$0

Pleasanton Unified 2023-24 Q2

Submitted by Crystal Korbas

Approved by Tim Combs

Object Code	Year to Date (YTD) Expenditure	YTD Forecast	% Expended of YTD Forecast	Project Budget	% Expended of Project Budget	Budget Remaining
1000 - Instructional Salaries	\$122,495	\$100,820	121.5%	\$288,058	42.52%	\$165,563
2000 - Non-Instructional Salaries	\$69,447	\$49,350	140.72%	\$141,000	49.25%	\$71,553
3000 - Employee Benefits	\$60,722	\$47,194	128.67%	\$134,839	45.03%	\$74,117
4000 - Supplies and Materials	\$980	\$5,845	16.77%	\$16,700	5.87%	\$15,720
5000 - Other Operating Expenses and Services	\$34,859	\$28,208	123.58%	\$80,593	43.25%	\$45,734
6000 - Capital Outlay	\$0	\$0	100%	\$0	100%	\$0
7000 - Other Outgo	\$0	\$0	100%	\$0	100%	\$0
Indirect Costs	\$0	\$11,550	0%	\$33,000	0%	\$33,000
Totals	\$288,503	\$242,966	118.74%	\$694,190	41.56%	\$405,687

Member Carryover Compliance Status

Description: The Member Carryover Compliance Status table shows how the member's spending is tracking against the allocations for the displayed fiscal year(s) based on expenditures entered as of the time of viewing.

Expenditures: A negative value indicates that current fiscal year spending has not begun, as there are still unused funds from previous fiscal years.

Carryover Amount & Carryover %: If current fiscal year spending has not yet begun (a negative Expenditures amount), Carryover Amount will remain equal to Allocation and Carryover % will remain 100%.

Fiscal Year	Allocation	Expenditures	Carryover Amount	Carryover %	Carryover Threshold %	Locked
2023-24	\$676,647	\$270,960	\$405,687	59.96%	60%	-

Additional Comments

Not Entered

Allocation Year 2021-22 Closeout

I have reviewed the fiscal reports for my agency and confirmed that all funds for this allocation year have been spent.

2021-22 Reverted Funds:

\$0

San Leandro Unified 2023-24 Q2

Submitted by Bradley Frazier

Approved by Tim Combs

Object Code	Year to Date (YTD) Expenditure	YTD Forecast	% Expended of YTD Forecast	Project Budget	% Expended of Project Budget	Budget Remaining
1000 - Instructional Salaries	\$501,912	\$219,903	228.24%	\$879,611	57.06%	\$377,699
2000 - Non-Instructional Salaries	\$170,835	\$87,909	194.33%	\$351,636	48.58%	\$180,801
3000 - Employee Benefits	\$172,664	\$93,800	184.08%	\$375,200	46.02%	\$202,536
4000 - Supplies and Materials	\$24,564	\$20,752	118.37%	\$83,006	29.59%	\$58,442
5000 - Other Operating Expenses and Services	\$84,382	\$27,000	312.53%	\$108,000	78.13%	\$23,618
6000 - Capital Outlay	\$0	\$0	100%	\$0	100%	\$0
7000 - Other Outgo	\$48,360	\$19,625	246.42%	\$78,500	61.61%	\$30,140
Indirect Costs	\$0	\$23,375	0%	\$93,500	0%	\$93,500
Totals	\$1,002,717	\$492,363	203.65%	\$1,969,453	50.91%	\$966,736

Member Carryover Compliance Status

Description: The Member Carryover Compliance Status table shows how the member's spending is tracking against the allocations for the displayed fiscal year(s) based on expenditures entered as of the time of viewing.

Expenditures: A negative value indicates that current fiscal year spending has not begun, as there are still unused funds from previous fiscal years.

Carryover Amount & Carryover %: If current fiscal year spending has not yet begun (a negative Expenditures amount), Carryover Amount will remain equal to Allocation and Carryover % will remain 100%.

Fiscal Year	Allocation	Expenditures	Carryover Amount	Carryover %	Carryover Threshold %	Locked
2023-24	\$1,969,453	\$1,002,717	\$966,736	49.09%	60%	-

Additional Comments

Not Entered

Allocation Year 2021-22 Closeout

I have reviewed the fiscal reports for my agency and confirmed that all funds for this allocation year have been spent.

2021-22 Reverted Funds:

\$0

San Lorenzo Unified 2023-24 Q2

Submitted by Sharita Williams M.A. Ed

Approved by Tim Combs


Object Code	Year to Date (YTD) Expenditure	YTD Forecast	% Expended of YTD Forecast	Project Budget	% Expended of Project Budget	Budget Remaining
1000 - Instructional Salaries	\$88,098	\$98,909	89.07%	\$395,637	22.27%	\$307,539
2000 - Non-Instructional Salaries	\$51,513	\$35,530	144.98%	\$142,120	36.25%	\$90,607
3000 - Employee Benefits	\$57,072	\$42,428	134.52%	\$169,710	33.63%	\$112,638
4000 - Supplies and Materials	\$1,388	\$19,531	7.11%	\$78,122	1.78%	\$76,734
5000 - Other Operating Expenses and Services	\$102,594	\$47,026	218.17%	\$188,102	54.54%	\$85,508
6000 - Capital Outlay	\$0	\$0	100%	\$0	100%	\$0
7000 - Other Outgo	\$0	\$0	100%	\$0	100%	\$0
Indirect Costs	\$0	\$12,167	0%	\$48,667	0%	\$48,667
Totals	\$300,665	\$255,590	117.64%	\$1,022,358	29.41%	\$721,693

Member Carryover Compliance Status

Description: The Member Carryover Compliance Status table shows how the member's spending is tracking against the allocations for the displayed fiscal year(s) based on expenditures entered as of the time of viewing.

Expenditures: A negative value indicates that current fiscal year spending has not begun, as there are still unused funds from previous fiscal years.

Carryover Amount & Carryover %: If current fiscal year spending has not yet begun (a negative Expenditures amount), Carryover Amount will remain equal to Allocation and Carryover % will remain 100%.

Fiscal Year	Allocation	Expenditures	Carryover Amount	Carryover %	Carryover Threshold %	Locked
2023-24	\$896,934	\$175,241	\$721,693	 80.46%	60%	-

Corrective Action Plan *

The carryover will be addressed in several ways: 1) Filling vacant teaching positions, 2) Expanding ESL and CTE course offerings, 3) Technology renewal, 4) Increased professional development for staff, 5) Potentially adding an (0.5 FTE) administrator, and 6) Staff raises.

Additional Comments

Not Entered

Allocation Year 2021-22 Closeout

I have reviewed the fiscal reports for my agency and confirmed that all funds for this allocation year have been spent.

2021-22 Reverted Funds:

\$0

**Tri-Valley ROP
2023-24 Q2**

Submitted by Suzanne Smith
Approved by Tim Combs

Object Code	Year to Date (YTD) Expenditure	YTD Forecast	% Expended of YTD Forecast	Project Budget	% Expended of Project Budget	Budget Remaining
1000 - Instructional Salaries	\$29,859	\$29,859	100%	\$29,859	100%	\$0
2000 - Non-Instructional Salaries	\$0	\$0	100%	\$0	100%	\$0
3000 - Employee Benefits	\$8,422	\$8,422	100%	\$8,422	100%	\$0
4000 - Supplies and Materials	\$0	\$0	100%	\$0	100%	\$0
5000 - Other Operating Expenses and Services	\$0	\$0	100%	\$0	100%	\$0
6000 - Capital Outlay	\$0	\$0	100%	\$0	100%	\$0
7000 - Other Outgo	\$0	\$0	100%	\$0	100%	\$0
Indirect Costs	\$0	\$0	100%	\$0	100%	\$0
Totals	\$38,281	\$38,281	100%	\$38,281	100%	\$0

Member Carryover Compliance Status

Description: The Member Carryover Compliance Status table shows how the member's spending is tracking against the allocations for the displayed fiscal year(s) based on expenditures entered as of the time of viewing.

Expenditures: A negative value indicates that current fiscal year spending has not begun, as there are still unused funds from previous fiscal years.

Carryover Amount & Carryover %: If current fiscal year spending has not yet begun (a negative Expenditures amount), Carryover Amount will remain equal to Allocation and Carryover % will remain 100%.

Fiscal Year	Allocation	Expenditures	Carryover Amount	Carryover %	Carryover Threshold %	Locked
2023-24	\$38,281	\$38,281	\$0	0%	60%	-

Additional Comments

Not Entered

Allocation Year 2021-22 Closeout

I have reviewed the fiscal reports for my agency and confirmed that all funds for this allocation year have been spent.

2021-22 Reverted Funds:

\$0



California
Community
Colleges



2024 © California Community Colleges
NOVA Site Version: 6.5.24