

07 Chabot-Las Positas/Mid-Alameda County Consortium

Consortium Summary | Total Expenditures: **\$10,476,518** Total Allocation: **\$11,326,880** Total Carryover: **\$850,362** (7.51%)

Castro Valley Unified
2023-24 Q4

Submitted by Beth Cutter

Approved by Tim Combs

Object Code	Year to Date (YTD) Expenditure	YTD Forecast	% Expended of YTD Forecast	Project Budget	% Expended of Project Budget	Budget Remaining
1000 - Instructional Salaries	\$1,658,749	\$1,891,149	87.71%	\$1,891,149	87.71%	\$232,400
2000 - Non-Instructional Salaries	\$738,586	\$781,681	94.49%	\$781,681	94.49%	\$43,095
3000 - Employee Benefits	\$791,262	\$791,262	100%	\$791,262	100%	\$0
4000 - Supplies and Materials	\$99,820	\$126,840	78.7%	\$126,840	78.7%	\$27,020
5000 - Other Operating Expenses and Services	\$98,001	\$139,674	70.16%	\$139,674	70.16%	\$41,673
6000 - Capital Outlay	\$12,517	\$71,710	17.46%	\$71,710	17.46%	\$59,193
7000 - Other Outgo	\$0	\$0	100%	\$0	100%	\$0
Indirect Costs	\$168,940	\$190,116	88.86%	\$190,116	88.86%	\$21,176
Totals	\$3,567,875	\$3,992,432	89.37%	\$3,992,432	89.37%	\$424,557

Member Carryover Compliance Status

Description: The Member Carryover Compliance Status table shows how the member's spending is tracking against the allocations for the displayed fiscal year(s) based on expenditures entered as of the time of viewing.

Expenditures: A negative value indicates that current fiscal year spending has not begun, as there are still unused funds from previous fiscal years.

Carryover Amount & Carryover %: If current fiscal year spending has not yet begun (a negative Expenditures amount), Carryover Amount will remain equal to Allocation and Carryover % will remain 100%.

Fiscal Year	Allocation	Expenditures	Carryover Amount	Carryover %	Carryover Threshold %	Locked
2023-24	\$3,372,976	\$2,948,419	\$424,557	12.59%	20%	09/05/2024 04:52 PM PDT

Additional Comments

Not Entered

✓ I certify that our agency did not exceed the allowed indirect rate as directed in the Adult Education Program Guidance.

Chabot-Las Positas CCD
2023-24 Q4

Submitted by Sergio Saenz Ed.D.

Approved by Tim Combs

Object Code	Year to Date (YTD) Expenditure	YTD Forecast	% Expended of YTD Forecast	Project Budget	% Expended of Project Budget	Budget Remaining
1000 - Instructional Salaries	\$105,641	\$105,641	100%	\$105,641	100%	\$0
2000 - Non-Instructional Salaries	\$111,035	\$111,035	100%	\$111,035	100%	\$0
3000 - Employee Benefits	\$111,035	\$111,035	100%	\$111,035	100%	\$0
4000 - Supplies and Materials	\$12,660	\$12,660	100%	\$12,660	100%	\$0
5000 - Other Operating Expenses and Services	\$180,579	\$183,638	98.33%	\$183,638	98.33%	\$3,059
6000 - Capital Outlay	\$0	\$0	100%	\$0	100%	\$0
7000 - Other Outgo	\$0	\$0	100%	\$0	100%	\$0
Indirect Costs	\$0	\$0	100%	\$0	100%	\$0
Totals	\$520,950	\$524,009	99.42%	\$524,009	99.42%	\$3,059

Member Carryover Compliance Status

Description: The Member Carryover Compliance Status table shows how the member's spending is tracking against the allocations for the displayed fiscal year(s) based on expenditures entered as of the time of viewing.

Expenditures: A negative value indicates that current fiscal year spending has not begun, as there are still unused funds from previous fiscal years.

Carryover Amount & Carryover %: If current fiscal year spending has not yet begun (a negative Expenditures amount), Carryover Amount will remain equal to Allocation and Carryover % will remain 100%.

Fiscal Year	Allocation	Expenditures	Carryover Amount	Carryover %	Carryover Threshold %	Locked
2023-24	\$475,057	\$471,998	\$3,059	0.64%	20%	09/05/2024 04:52 PM PDT

Additional Comments

Funds were used on the following expenditures to fulfill the MACC 23-24 priorities:

Faculty salaries to design and implement ESL bridge curriculum development

Faculty salaries for support in workgroups including CE, Seamless Transition, ESL, and Basic Skills and Accessibility Workgroups.

Counselor time to serve as advisor to transition adult school students to college's

Funding for dean and administrative support for Adult Ed, Salary benefits

Printing and collateral recruitment materials

Operational supplies and programmatic supplies to host the Adult Ed Symposium

Food for Adult Ed Collaboration meetings and Adult Ed Symposium- This also includes the contract for the Director of MACC.

✓ I certify that our agency did not exceed the allowed indirect rate as directed in the Adult Education Program Guidance.

Dublin Unified
2023-24 Q4

Submitted by Bill Branca

Approved by Tim Combs

Object Code	Year to Date (YTD) Expenditure	YTD Forecast	% Expended of YTD Forecast	Project Budget	% Expended of Project Budget	Budget Remaining
1000 - Instructional Salaries	\$315,146	\$315,146	100%	\$315,146	100%	\$0
2000 - Non-Instructional Salaries	\$69,917	\$80,000	87.4%	\$80,000	87.4%	\$10,083
3000 - Employee Benefits	\$98,154	\$105,000	93.48%	\$105,000	93.48%	\$6,846
4000 - Supplies and Materials	\$68,604	\$72,000	95.28%	\$72,000	95.28%	\$3,396
5000 - Other Operating Expenses and Services	\$24,436	\$40,000	61.09%	\$40,000	61.09%	\$15,564
6000 - Capital Outlay	\$0	\$0	100%	\$0	100%	\$0
7000 - Other Outgo	\$0	\$0	100%	\$0	100%	\$0
Indirect Costs	\$28,964	\$30,000	96.55%	\$30,000	96.55%	\$1,036
Totals	\$605,221	\$642,146	94.25%	\$642,146	94.25%	\$36,925

Member Carryover Compliance Status

Description: The Member Carryover Compliance Status table shows how the member's spending is tracking against the allocations for the displayed fiscal year(s) based on expenditures entered as of the time of viewing.

Expenditures: A negative value indicates that current fiscal year spending has not begun, as there are still unused funds from previous fiscal years.

Carryover Amount & Carryover %: If current fiscal year spending has not yet begun (a negative Expenditures amount), Carryover Amount will remain equal to Allocation and Carryover % will remain 100%.

Fiscal Year	Allocation	Expenditures	Carryover Amount	Carryover %	Carryover Threshold %	Locked
2023-24	\$593,669	\$556,744	\$36,925	6.22%	20%	09/05/2024 04:52 PM PDT

Additional Comments

Not Entered

✓ I certify that our agency did not exceed the allowed indirect rate as directed in the Adult Education Program Guidance.

Hayward Unified
2023-24 Q4

Submitted by Kwasi Reed

Approved by Tim Combs

Object Code	Year to Date (YTD) Expenditure	YTD Forecast	% Expended of YTD Forecast	Project Budget	% Expended of Project Budget	Budget Remaining
1000 - Instructional Salaries	\$715,877	\$745,323	96.05%	\$745,323	96.05%	\$29,446
2000 - Non-Instructional Salaries	\$685,033	\$690,269	99.24%	\$690,269	99.24%	\$5,236
3000 - Employee Benefits	\$460,643	\$490,215	93.97%	\$490,215	93.97%	\$29,572
4000 - Supplies and Materials	\$171,224	\$172,075	99.51%	\$172,075	99.51%	\$851
5000 - Other Operating Expenses and Services	\$241,388	\$248,086	97.3%	\$248,086	97.3%	\$6,698
6000 - Capital Outlay	\$0	\$156,064	0%	\$156,064	0%	\$156,064
7000 - Other Outgo	\$0	\$0	100%	\$0	100%	\$0
Indirect Costs	\$95,774	\$99,043	96.7%	\$99,043	96.7%	\$3,269
Totals	\$2,369,939	\$2,601,075	91.11%	\$2,601,075	91.11%	\$231,136

Member Carryover Compliance Status

Description: The Member Carryover Compliance Status table shows how the member's spending is tracking against the allocations for the displayed fiscal year(s) based on expenditures entered as of the time of viewing.

Expenditures: A negative value indicates that current fiscal year spending has not begun, as there are still unused funds from previous fiscal years.

Carryover Amount & Carryover %: If current fiscal year spending has not yet begun (a negative Expenditures amount), Carryover Amount will remain equal to Allocation and Carryover % will remain 100%.

Fiscal Year	Allocation	Expenditures	Carryover Amount	Carryover %	Carryover Threshold %	Locked
2023-24	\$2,286,729	\$2,055,593	\$231,136	10.11%	20%	09/05/2024 04:52 PM PDT

Additional Comments

Not Entered

✓ I certify that our agency did not exceed the allowed indirect rate as directed in the Adult Education Program Guidance.

Livermore Valley Joint Unified

2023-24 Q4

Submitted by Sara Walke MAT

Approved by Tim Combs

Object Code	Year to Date (YTD) Expenditure	YTD Forecast	% Expended of YTD Forecast	Project Budget	% Expended of Project Budget	Budget Remaining
1000 - Instructional Salaries	\$561,229	\$588,968	95.29%	\$588,968	95.29%	\$27,739
2000 - Non-Instructional Salaries	\$14,770	\$15,798	93.49%	\$15,798	93.49%	\$1,028
3000 - Employee Benefits	\$173,622	\$174,182	99.68%	\$174,182	99.68%	\$560
4000 - Supplies and Materials	\$3,468	\$23,003	15.08%	\$23,003	15.08%	\$19,535
5000 - Other Operating Expenses and Services	\$71,894	\$75,000	95.86%	\$75,000	95.86%	\$3,106
6000 - Capital Outlay	\$0	\$0	100%	\$0	100%	\$0
7000 - Other Outgo	\$0	\$0	100%	\$0	100%	\$0
Indirect Costs	\$40,781	\$43,409	93.95%	\$43,409	93.95%	\$2,628
Totals	\$865,764	\$920,360	94.07%	\$920,360	94.07%	\$54,596

Member Carryover Compliance Status

Description: The Member Carryover Compliance Status table shows how the member's spending is tracking against the allocations for the displayed fiscal year(s) based on expenditures entered as of the time of viewing.

Expenditures: A negative value indicates that current fiscal year spending has not begun, as there are still unused funds from previous fiscal years.

Carryover Amount & Carryover %: If current fiscal year spending has not yet begun (a negative Expenditures amount), Carryover Amount will remain equal to Allocation and Carryover % will remain 100%.

Fiscal Year	Allocation	Expenditures	Carryover Amount	Carryover %	Carryover Threshold %	Locked
2023-24	\$637,552	\$582,956	\$54,596	8.56%	20%	09/05/2024 04:52 PM PDT

Additional Comments

Not Entered

✓ I certify that our agency did not exceed the allowed indirect rate as directed in the Adult Education Program Guidance.

New Haven Unified

2023-24 Q4

Submitted by Eric Barron

Approved by Tim Combs

Object Code	Year to Date (YTD) Expenditure	YTD Forecast	% Expended of YTD Forecast	Project Budget	% Expended of Project Budget	Budget Remaining
1000 - Instructional Salaries	\$263,178	\$267,497	98.39%	\$267,497	98.39%	\$4,319
2000 - Non-Instructional Salaries	\$35,628	\$42,867	83.11%	\$42,867	83.11%	\$7,239
3000 - Employee Benefits	\$73,767	\$80,177	92.01%	\$80,177	92.01%	\$6,410
4000 - Supplies and Materials	\$21,087	\$21,944	96.09%	\$21,944	96.09%	\$857
5000 - Other Operating Expenses and Services	\$7,761	\$11,500	67.49%	\$11,500	67.49%	\$3,739
6000 - Capital Outlay	\$17,199	\$25,579	67.24%	\$25,579	67.24%	\$8,380
7000 - Other Outgo	\$22,876	\$28,544	80.14%	\$28,544	80.14%	\$5,668
Indirect Costs	\$0	\$0	100%	\$0	100%	\$0
Totals	\$441,496	\$478,108	92.34%	\$478,108	92.34%	\$36,612

Member Carryover Compliance Status

Description: The Member Carryover Compliance Status table shows how the member's spending is tracking against the allocations for the displayed fiscal year(s) based on expenditures entered as of the time of viewing.

Expenditures: A negative value indicates that current fiscal year spending has not begun, as there are still unused funds from previous fiscal years.

Carryover Amount & Carryover %: If current fiscal year spending has not yet begun (a negative Expenditures amount), Carryover Amount will remain equal to Allocation and Carryover % will remain 100%.

Fiscal Year	Allocation	Expenditures	Carryover Amount	Carryover %	Carryover Threshold %	Locked
2023-24	\$379,582	\$342,970	\$36,612	9.65%	20%	09/05/2024 04:52 PM PDT

Additional Comments

Not Entered

✓ I certify that our agency did not exceed the allowed indirect rate as directed in the Adult Education Program Guidance.

Pleasanton Unified 2023-24 Q4

Submitted by Crystal Korbas

Approved by Tim Combs

Object Code	Year to Date (YTD) Expenditure	YTD Forecast	% Expended of YTD Forecast	Project Budget	% Expended of Project Budget	Budget Remaining
1000 - Instructional Salaries	\$275,280	\$70,649	389.64%	\$282,597	97.41%	\$7,317
2000 - Non-Instructional Salaries	\$146,461	\$36,615	400%	\$146,461	100%	\$0
3000 - Employee Benefits	\$128,351	\$32,532	394.53%	\$130,129	98.63%	\$1,778
4000 - Supplies and Materials	\$21,410	\$5,353	400%	\$21,410	100%	\$0
5000 - Other Operating Expenses and Services	\$58,285	\$20,148	289.28%	\$80,593	72.32%	\$22,308
6000 - Capital Outlay	\$0	\$0	100%	\$0	100%	\$0
7000 - Other Outgo	\$0	\$0	100%	\$0	100%	\$0
Indirect Costs	\$31,489	\$8,250	381.68%	\$33,000	95.42%	\$1,511
Totals	\$661,276	\$173,548	381.03%	\$694,190	95.26%	\$32,914

Member Carryover Compliance Status

Description: The Member Carryover Compliance Status table shows how the member's spending is tracking against the allocations for the displayed fiscal year(s) based on expenditures entered as of the time of viewing.

Expenditures: A negative value indicates that current fiscal year spending has not begun, as there are still unused funds from previous fiscal years.

Carryover Amount & Carryover %: If current fiscal year spending has not yet begun (a negative Expenditures amount), Carryover Amount will remain equal to Allocation and Carryover % will remain 100%.

Fiscal Year	Allocation	Expenditures	Carryover Amount	Carryover %	Carryover Threshold %	Locked
2023-24	\$676,647	\$643,733	\$32,914	4.86%	20%	09/05/2024 04:52 PM PDT

Additional Comments

Not Entered

✓ I certify that our agency did not exceed the allowed indirect rate as directed in the Adult Education Program Guidance.

San Leandro Unified 2023-24 Q4

Submitted by Bradley Frazier

Approved by Tim Combs

Object Code	Year to Date (YTD) Expenditure	YTD Forecast	% Expended of YTD Forecast	Project Budget	% Expended of Project Budget	Budget Remaining
1000 - Instructional Salaries	\$903,359	\$225,840	400%	\$903,359	100%	\$0
2000 - Non-Instructional Salaries	\$391,198	\$97,800	400%	\$391,198	100%	\$0
3000 - Employee Benefits	\$425,122	\$106,281	400%	\$425,122	100%	\$0
4000 - Supplies and Materials	\$33,961	\$8,490	400%	\$33,961	100%	\$0
5000 - Other Operating Expenses and Services	\$119,093	\$29,773	400%	\$119,093	100%	\$0
6000 - Capital Outlay	\$0	\$0	100%	\$0	100%	\$0
7000 - Other Outgo	\$96,720	\$24,180	400%	\$96,720	100%	\$0
Indirect Costs	\$0	\$0	100%	\$0	100%	\$0
Totals	\$1,969,453	\$492,363	400%	\$1,969,453	100%	\$0

Member Carryover Compliance Status

Description: The Member Carryover Compliance Status table shows how the member's spending is tracking against the allocations for the displayed fiscal year(s) based on expenditures entered as of the time of viewing.

Expenditures: A negative value indicates that current fiscal year spending has not begun, as there are still unused funds from previous fiscal years.

Carryover Amount & Carryover %: If current fiscal year spending has not yet begun (a negative Expenditures amount), Carryover Amount will remain equal to Allocation and Carryover % will remain 100%.

Fiscal Year	Allocation	Expenditures	Carryover Amount	Carryover %	Carryover Threshold %	Locked
2023-24	\$1,969,453	\$1,969,453	\$0	0%	20%	09/05/2024 04:52 PM PDT

Additional Comments




Not Entered

✓ I certify that our agency did not exceed the allowed indirect rate as directed in the Adult Education Program Guidance.

San Lorenzo Unified 2023-24 Q4

Submitted by Sharita Williams M.A. Ed

Approved by Tim Combs

Object Code	Year to Date (YTD) Expenditure	YTD Forecast	% Expended of YTD Forecast	Project Budget	% Expended of Project Budget	Budget Remaining
1000 - Instructional Salaries	\$399,438	\$138,473	288.46%	\$395,637	100.96%	 -\$3,801
2000 - Non-Instructional Salaries	\$121,904	\$49,742	245.07%	\$142,120	85.78%	\$20,216
3000 - Employee Benefits	\$179,978	\$59,399	303%	\$169,710	106.05%	 -\$10,268
4000 - Supplies and Materials	\$72,650	\$27,343	265.7%	\$78,122	93%	\$5,472
5000 - Other Operating Expenses and Services	\$217,825	\$65,836	330.86%	\$188,102	115.8%	 -\$29,723
6000 - Capital Outlay	\$0	\$0	100%	\$0	100%	\$0
7000 - Other Outgo	\$0	\$0	100%	\$0	100%	\$0
Indirect Costs	\$0	\$17,033	0%	\$48,667	0%	\$48,667
Totals	\$991,795	\$357,825	277.17%	\$1,022,358	97.01%	\$30,563

Member Carryover Compliance Status

Description: The Member Carryover Compliance Status table shows how the member's spending is tracking against the allocations for the displayed fiscal year(s) based on expenditures entered as of the time of viewing.

Expenditures: A negative value indicates that current fiscal year spending has not begun, as there are still unused funds from previous fiscal years.

Carryover Amount & Carryover %: If current fiscal year spending has not yet begun (a negative Expenditures amount), Carryover Amount will remain equal to Allocation and Carryover % will remain 100%.

Fiscal Year	Allocation	Expenditures	Carryover Amount	Carryover %	Carryover Threshold %	Locked
2023-24	\$896,934	\$866,371	\$30,563	3.41%	20%	09/05/2024 04:52 PM PDT

Additional Comments

Not Entered

✓ I certify that our agency did not exceed the allowed indirect rate as directed in the Adult Education Program Guidance.

**Tri-Valley ROP
2023-24 Q4**

Submitted by Suzanne Smith

Approved by Tim Combs

Object Code	Year to Date (YTD) Expenditure	YTD Forecast	% Expended of YTD Forecast	Project Budget	% Expended of Project Budget	Budget Remaining
1000 - Instructional Salaries	\$29,859	\$29,859	100%	\$29,859	100%	\$0
2000 - Non-Instructional Salaries	\$0	\$0	100%	\$0	100%	\$0
3000 - Employee Benefits	\$8,422	\$8,422	100%	\$8,422	100%	\$0
4000 - Supplies and Materials	\$0	\$0	100%	\$0	100%	\$0
5000 - Other Operating Expenses and Services	\$0	\$0	100%	\$0	100%	\$0
6000 - Capital Outlay	\$0	\$0	100%	\$0	100%	\$0
7000 - Other Outgo	\$0	\$0	100%	\$0	100%	\$0
Indirect Costs	\$0	\$0	100%	\$0	100%	\$0
Totals	\$38,281	\$38,281	100%	\$38,281	100%	\$0

Member Carryover Compliance Status

Description: The Member Carryover Compliance Status table shows how the member's spending is tracking against the allocations for the displayed fiscal year(s) based on expenditures entered as of the time of viewing.

Expenditures: A negative value indicates that current fiscal year spending has not begun, as there are still unused funds from previous fiscal years.

Carryover Amount & Carryover %: If current fiscal year spending has not yet begun (a negative Expenditures amount), Carryover Amount will remain equal to Allocation and Carryover % will remain 100%.

Fiscal Year	Allocation	Expenditures	Carryover Amount	Carryover %	Carryover Threshold %	Locked
2023-24	\$38,281	\$38,281	\$0	0%	20%	09/05/2024 04:52 PM PDT

Additional Comments

Not Entered

✓ I certify that our agency did not exceed the allowed indirect rate as directed in the Adult Education Program Guidance.



California
Community
Colleges



2024 © California Community Colleges

NOVA Site Version: 7.3.7