

### 09 Citrus College Adult Education Consortium

Consortium Summary | Total Expenditures: \$1,986,157 Total Allocation: \$5,295,490 Total Carryover: \$3,309,333  
(62.49%) Carryover Compliance i

## Azusa Unified 2023-24 Q2

Submitted by Dr. Anthony Contreras

Approved by John Russell

Object Code	Year to Date (YTD) Expenditure	YTD Forecast	% Expended of YTD Forecast	Project Budget	% Expended of Project Budget	Budget Remaining
1000 - Instructional Salaries	\$228,804	\$285,750	80.07%	\$635,001	36.03%	\$406,197
2000 - Non-Instructional Salaries	\$92,810	\$121,784	76.21%	\$270,630	34.29%	\$177,820
3000 - Employee Benefits	\$97,335	\$122,034	79.76%	\$271,186	35.89%	\$173,851
4000 - Supplies and Materials	\$16,411	\$8,910	184.19%	\$19,800	82.88%	\$3,389
5000 - Other Operating Expenses and Services	\$77,953	\$52,695	147.93%	\$117,101	66.57%	\$39,148
6000 - Capital Outlay	\$0	\$2,700	0%	\$6,000	0%	\$6,000
7000 - Other Outgo	\$0	\$38,972	0%	\$86,605	0%	\$86,605
Indirect Costs	\$0	\$29,559	0%	\$65,686	0%	\$65,686
<b>Totals</b>	<b>\$513,313</b>	<b>\$662,404</b>	<b>77.49%</b>	<b>\$1,472,009</b>	<b>34.87%</b>	<b>\$958,696</b>

#### Member Carryover Compliance Status

**Description:** The Member Carryover Compliance Status table shows how the member's spending is tracking against the allocations for the displayed fiscal year(s) based on expenditures entered as of the time of viewing.

**Expenditures:** A negative value indicates that current fiscal year spending has not begun, as there are still unused funds from previous fiscal years.

**Carryover Amount & Carryover %:** If current fiscal year spending has not yet begun (a negative Expenditures amount), Carryover Amount will remain equal to Allocation and Carryover % will remain 100%.

Fiscal Year	Allocation	Expenditures	Carryover Amount	Carryover %	Carryover Threshold %	Locked
2023-24	\$1,472,009	\$513,313	\$958,696	<span style="color: red; font-weight: bold;">! 65.13%</span>	60%	-

**Corrective Action Plan \***

Q2 expenditures are lower because during the first months of the quarter funds are not expended at a larger rate because school starts towards the end of the first quarter. By Q3 and Q4, expend rates will fall into line with projections. CNA and Pharmacy Tech classes have had to reset due to personnel issues.

**Additional Comments**

Not Entered

**Allocation Year 2021-22 Closeout**

I have reviewed the fiscal reports for my agency and confirmed that all funds for this allocation year have been spent.

**2021-22 Reverted Funds:**

\$0

**Claremont Unified  
2023-24 Q2**

Submitted by Felipe Delvasto

Approved by John Russell


Object Code	Year to Date (YTD) Expenditure	YTD Forecast	% Expended of YTD Forecast	Project Budget	% Expended of Project Budget	Budget Remaining
1000 - Instructional Salaries	\$260,152	\$160,882	161.7%	\$643,527	40.43%	\$383,375
2000 - Non-Instructional Salaries	\$104,790	\$58,377	179.51%	\$233,508	44.88%	\$128,718
3000 - Employee Benefits	\$124,323	\$74,967	165.84%	\$299,867	41.46%	\$175,544
4000 - Supplies and Materials	\$17,318	\$6,346	272.9%	\$25,384	68.22%	\$8,066
5000 - Other Operating Expenses and Services	\$366,089	\$150,846	242.69%	\$603,382	60.67%	\$237,293
6000 - Capital Outlay	\$0	\$0	100%	\$0	100%	\$0
7000 - Other Outgo	\$0	\$20,625	0%	\$82,500	0%	\$82,500
Indirect Costs	\$0	\$21,564	0%	\$86,255	0%	\$86,255
<b>Totals</b>	<b>\$872,672</b>	<b>\$493,606</b>	<b>176.8%</b>	<b>\$1,974,423</b>	<b>44.2%</b>	<b>\$1,101,751</b>

**Member Carryover Compliance Status**

**Description:** The Member Carryover Compliance Status table shows how the member's spending is tracking against the allocations for the displayed fiscal year(s) based on expenditures entered as of the time of viewing.

**Expenditures:** A negative value indicates that current fiscal year spending has not begun, as there are still unused funds from previous fiscal years.

**Carryover Amount & Carryover %:** If current fiscal year spending has not yet begun (a negative Expenditures amount), Carryover Amount will remain equal to Allocation and Carryover % will remain 100%.

Fiscal Year	Allocation	Expenditures	Carryover Amount	Carryover %	Carryover Threshold %	Locked
2023-24	\$1,769,980	\$668,229	\$1,101,751	 <b>62.25%</b>	60%	-

**Corrective Action Plan \***

Quarter 2 Expenses

**Additional Comments**

Not Entered

**Allocation Year 2021-22 Closeout**

I have reviewed the fiscal reports for my agency and confirmed that all funds for this allocation year have been spent.

**2021-22 Reverted Funds:**

\$0

**Duarte Unified**

2023-24 Q2

Submitted by John Russell

Approved by John Russell


Object Code	Year to Date (YTD) Expenditure	YTD Forecast	% Expended of YTD Forecast	Project Budget	% Expended of Project Budget	Budget Remaining
1000 - Instructional Salaries	\$5,250	\$7,234	72.57%	\$18,085	29.03%	\$12,835
2000 - Non-Instructional Salaries	\$1,506	\$1,050	143.43%	\$2,625	57.37%	\$1,119
3000 - Employee Benefits	\$1,407	\$2,466	57.07%	\$6,164	22.83%	\$4,757
4000 - Supplies and Materials	\$4,210	\$1,919	219.36%	\$4,798	87.74%	\$588
5000 - Other Operating Expenses and Services	\$362	\$1,600	22.63%	\$4,000	9.05%	\$3,638
6000 - Capital Outlay	\$0	\$0	100%	\$0	100%	\$0
7000 - Other Outgo	\$0	\$1,419	0%	\$3,548	0%	\$3,548
Indirect Costs	\$0	\$711	0%	\$1,777	0%	\$1,777
<b>Totals</b>	<b>\$12,735</b>	<b>\$16,399</b>	<b>77.66%</b>	<b>\$40,997</b>	<b>31.06%</b>	<b>\$28,262</b>

**Member Carryover Compliance Status**

**Description:** The Member Carryover Compliance Status table shows how the member's spending is tracking against the allocations for the displayed fiscal year(s) based on expenditures entered as of the time of viewing.

**Expenditures:** A negative value indicates that current fiscal year spending has not begun, as there are still unused funds from previous fiscal years.

**Carryover Amount & Carryover %:** If current fiscal year spending has not yet begun (a negative Expenditures amount), Carryover Amount will remain equal to Allocation and Carryover % will remain 100%.

Fiscal Year	Allocation	Expenditures	Carryover Amount	Carryover %	Carryover Threshold %	Locked
2023-24	\$35,548	\$7,286	\$28,262	 <b>79.5%</b>	60%	-

**Corrective Action Plan \***

DUSD will submit Action Plan at 3/19 CCAEC Board meeting.

**Additional Comments**

Not Entered

**Allocation Year 2021-22 Closeout**

I have reviewed the fiscal reports for my agency and confirmed that all funds for this allocation year have been spent.

**2021-22 Reverted Funds:**

\$0

## Glendora Unified 2023-24 Q2

Submitted by John Russell

Approved by John Russell


Object Code	Year to Date (YTD) Expenditure	YTD Forecast	% Expended of YTD Forecast	Project Budget	% Expended of Project Budget	Budget Remaining
1000 - Instructional Salaries	\$44,794	\$46,200	96.96%	\$102,666	43.63%	\$57,872
2000 - Non-Instructional Salaries	\$13,280	\$13,001	102.15%	\$28,891	45.97%	\$15,611
3000 - Employee Benefits	\$17,001	\$17,173	99%	\$38,162	44.55%	\$21,161
4000 - Supplies and Materials	\$8,044	\$5,305	151.64%	\$11,788	68.24%	\$3,744
5000 - Other Operating Expenses and Services	\$550	\$450	122.22%	\$1,000	55%	\$450
6000 - Capital Outlay	\$0	\$0	100%	\$0	100%	\$0
7000 - Other Outgo	\$0	\$0	100%	\$0	100%	\$0
Indirect Costs	\$0	\$3,400	0%	\$7,556	0%	\$7,556
<b>Totals</b>	<b>\$83,669</b>	<b>\$85,528</b>	<b>97.83%</b>	<b>\$190,063</b>	<b>44.02%</b>	<b>\$106,394</b>

### Member Carryover Compliance Status

**Description:** The Member Carryover Compliance Status table shows how the member's spending is tracking against the allocations for the displayed fiscal year(s) based on expenditures entered as of the time of viewing.

**Expenditures:** A negative value indicates that current fiscal year spending has not begun, as there are still unused funds from previous fiscal years.

**Carryover Amount & Carryover %:** If current fiscal year spending has not yet begun (a negative Expenditures amount), Carryover Amount will remain equal to Allocation and Carryover % will remain 100%.

Fiscal Year	Allocation	Expenditures	Carryover Amount	Carryover %	Carryover Threshold %	Locked
2023-24	\$149,518	\$43,124	\$106,394	 71.16%	60%	-

### Corrective Action Plan \*

Glendora USD is in the process of hiring an adult education teacher. With this, a new program will be added.

### Additional Comments

Not Entered

## Allocation Year 2021-22 Closeout

I have reviewed the fiscal reports for my agency and confirmed that all funds for this allocation year have been spent.


**2021-22 Reverted Funds:**

\$0

## Monrovia Unified 2023-24 Q2

Submitted by John Russell

Approved by John Russell

Object Code	Year to Date (YTD) Expenditure	YTD Forecast	% Expended of YTD Forecast	Project Budget	% Expended of Project Budget	Budget Remaining
1000 - Instructional Salaries	\$432,193	\$510,180	84.71%	\$1,133,733	38.12%	\$701,540
2000 - Non-Instructional Salaries	\$73,682	\$63,414	116.19%	\$140,919	52.29%	\$67,237
3000 - Employee Benefits	\$167,483	\$191,966	87.25%	\$426,591	39.26%	\$259,108
4000 - Supplies and Materials	\$33,890	\$14,771	229.43%	\$32,825	103.24%	 -\$1,065
5000 - Other Operating Expenses and Services	\$46,957	\$21,131	222.22%	\$46,957	100%	\$0
6000 - Capital Outlay	\$0	\$0	100%	\$0	100%	\$0
7000 - Other Outgo	\$0	\$0	100%	\$0	100%	\$0
Indirect Costs	\$0	\$39,335	0%	\$87,410	0%	\$87,410
<b>Totals</b>	<b>\$754,205</b>	<b>\$840,796</b>	<b>89.7%</b>	<b>\$1,868,435</b>	<b>40.37%</b>	<b>\$1,114,230</b>

### Member Carryover Compliance Status

**Description:** The Member Carryover Compliance Status table shows how the member's spending is tracking against the allocations for the displayed fiscal year(s) based on expenditures entered as of the time of viewing.

**Expenditures:** A negative value indicates that current fiscal year spending has not begun, as there are still unused funds from previous fiscal years.

**Carryover Amount & Carryover %:** If current fiscal year spending has not yet begun (a negative Expenditures amount), Carryover Amount will remain equal to Allocation and Carryover % will remain 100%.

Fiscal Year	Allocation	Expenditures	Carryover Amount	Carryover %	Carryover Threshold %	Locked
2023-24	\$1,868,435	\$754,205	\$1,114,230	59.63%	60%	-

**Additional Comments**

All funds expended per CAEP fiscal regulations and according to CAEP Assurances.

**Allocation Year 2021-22 Closeout**

I have reviewed the fiscal reports for my agency and confirmed that all funds for this allocation year have been spent.

**2021-22 Reverted Funds:**

\$0



California  
Community  
Colleges



2024 © California Community Colleges  
NOVA Site Version: 6.7.3