


Coast CCD
2021-22 Q2

Submitted by Dr. Andreea Serban

Approved by Dr. Andreea Serban

Object Code	Year to Date (YTD) Expenditure	YTD Forecast	% Expended of YTD Forecast	Project Budget	% Expended of Project Budget	Budget Remaining
1000 - Instructional Salaries	\$260,457	\$191,903	135.72%	\$959,513	27.14%	\$699,056
2000 - Non-Instructional Salaries	\$234,645	\$162,752	144.17%	\$813,758	28.83%	\$579,113
3000 - Employee Benefits	\$185,933	\$122,849	151.35%	\$614,246	30.27%	\$428,313
4000 - Supplies and Materials	\$18,374	\$20,000	91.87%	\$100,000	18.37%	\$81,626
5000 - Other Operating Expenses and Services	\$13,110	\$113,210	11.58%	\$566,048	2.32%	\$552,938
6000 - Capital Outlay	\$0	\$2,000	0%	\$10,000	0%	\$10,000
7000 - Other Outgo	\$0	\$0	100%	\$0	100%	\$0
Indirect Costs	\$0	\$18,381	0%	\$91,907	0%	\$91,907
Totals	\$712,519	\$631,094	112.9%	\$3,155,472	22.58% 	\$2,442,953

Corrective Action Plan *

Expenditures are proceeding as planned based on the three-year and annual plans.

Additional Comments

Not Entered

Allocation Year 2019-20 Closeout

I have reviewed the fiscal reports for my agency and confirmed that all funds for this allocation year have been spent.


2019-20 Reverted Funds:

\$0

Garden Grove Unified
2021-22 Q2

Submitted by M'Liss Patterson

Approved by Dr. Andreea Serban

Object Code	Year to Date (YTD) Expenditure	YTD Forecast	% Expended of YTD Forecast	Project Budget	% Expended of Project Budget	Budget Remaining
1000 - Instructional Salaries	\$49,712	\$53,681	92.61%	\$178,935	27.78%	\$129,223
2000 - Non-Instructional Salaries	\$0	\$0	100%	\$0	100%	\$0
3000 - Employee Benefits	\$18,941	\$23,112	81.95%	\$77,039	24.59%	\$58,098
4000 - Supplies and Materials	\$259	\$24,431	1.06%	\$81,438	0.32%	\$81,179
5000 - Other Operating Expenses and Services	\$144	\$2,406	5.99%	\$8,020	1.8%	\$7,876
6000 - Capital Outlay	\$0	\$0	100%	\$0	100%	\$0
7000 - Other Outgo	\$0	\$0	100%	\$0	100%	\$0
Indirect Costs	\$2,251	\$3,379	66.63%	\$11,262	19.99%	\$9,011
Totals	\$71,307	\$107,008	66.64%	\$356,694	19.99% 	\$285,387

Corrective Action Plan *

In GGUSD December payroll for certificated employees did not post until 1/3 due to the New Year holiday. This makes our Quarter 2 expenditures fall below the target.

Additional Comments

Not Entered

Allocation Year 2019-20 Closeout

I have reviewed the fiscal reports for my agency and confirmed that all funds for this allocation year have been spent.


2019-20 Reverted Funds:

\$0

Huntington Beach Union High 2021-22 Q2

Submitted by Steve Curiel

Approved by Dr. Andreea Serban

Object Code	Year to Date (YTD) Expenditure	YTD Forecast	% Expended of YTD Forecast	Project Budget	% Expended of Project Budget	Budget Remaining
1000 - Instructional Salaries	\$562,764	\$517,327	108.78%	\$1,724,423	32.63%	\$1,161,659
2000 - Non-Instructional Salaries	\$459,384	\$397,557	115.55%	\$1,325,189	34.67%	\$865,805
3000 - Employee Benefits	\$575,424	\$445,257	129.23%	\$1,484,189	38.77%	\$908,765
4000 - Supplies and Materials	\$21,790	\$406,175	5.36%	\$1,353,918	1.61%	\$1,332,128
5000 - Other Operating Expenses and Services	\$206,932	\$160,856	128.64%	\$536,185	38.59%	\$329,253
6000 - Capital Outlay	\$0	\$0	100%	\$0	100%	\$0
7000 - Other Outgo	\$318,475	\$149,750	212.67%	\$499,166	63.8%	\$180,691
Indirect Costs	\$0	\$84,632	0%	\$282,106	0%	\$282,106
Totals	\$2,144,769	\$2,161,553	99.22%	\$7,205,176	29.77% 	\$5,060,407

Corrective Action Plan *

We have hired a number of new teachers to support ESL. Expenditures should come up to targets next quarter.

Additional Comments

Not Entered

Allocation Year 2019-20 Closeout

I have reviewed the fiscal reports for my agency and confirmed that all funds for this allocation year have been spent.

2019-20 Reverted Funds:

\$0



California
Community
Colleges



2022 © California Community Colleges

NOVA Site Version: [4.48.5](#)