



14 Desert Regional Consortium

Consortium Summary | Total Expenditures: \$20,184 Total Allocation: \$3,959,165 Total Carryover: \$3,938,981
(99.49%) Carryover Compliance 


Coachella Valley Unified 2023-24 Q1

Submitted by Jereme Weischedel

Approved by Guillermo Mendoza

Object Code	Year to Date (YTD) Expenditure	YTD Forecast	% Expended of YTD Forecast	Project Budget	% Expended of Project Budget	Budget Remaining
1000 - Instructional Salaries	\$97,647	\$168,594	57.92%	\$1,053,710	9.27%	\$956,063
2000 - Non-Instructional Salaries	\$110,138	\$68,666	160.4%	\$429,164	25.66%	\$319,026
3000 - Employee Benefits	\$110,147	\$95,753	115.03%	\$598,455	18.41%	\$488,308
4000 - Supplies and Materials	\$7,345	\$13,847	53.04%	\$86,543	8.49%	\$79,198
5000 - Other Operating Expenses and Services	\$18,548	\$13,773	134.66%	\$86,084	21.55%	\$67,536
6000 - Capital Outlay	\$0	\$0	100%	\$0	100%	\$0
7000 - Other Outgo	\$0	\$15,547	0%	\$97,171	0%	\$97,171
Indirect Costs	\$0	\$0	100%	\$0	100%	\$0
Totals	\$343,825	\$376,180	91.4%	\$2,351,127	 14.62%	\$2,007,302

Carryover Status

Fiscal Year	Allocation	Expenditures	Carryover Amount	Carryover %	Carryover Threshold %	Locked
2023-24	\$2,027,486	\$20,184	\$2,007,302	 99%	80%	-

Additional Comments

During the first quarter of the 2023-24 Fiscal Year Coachella Valley Adult School (CVAS) started the year offering Adult Education courses in July with summer school and the regular school year began in mid August. CVAS will offer courses in ESL, Adult High School Diploma, High School Equivalency, Integrated Education and Training and EL Civics. The specific certificated personnel costs include teacher wages for approximately 16 ESL/EL Civics, 8 HSD, 5 HSE, and 2 CTE/IET classes. CVAS offers courses in the

areas of Adult High School Diploma, English as a Second Language (ESL), High School Equivalency Preparation, Career Technical Education, and Citizenship Preparation. In an effort to increase student completions, transitions, eliminate educational obstacles, and eliminate gaps in service areas, CVAS offered an array of adult education services including: career counseling and transition services, testing, tutoring, marketing/communication, professional development, data management, child care, contract services.

Desert CCD 2023-24 Q1

Submitted by Dean Papas

Approved by Guillermo Mendoza

Object Code	Year to Date (YTD) Expenditure	YTD Forecast	% Expended of YTD Forecast	Project Budget	% Expended of Project Budget	Budget Remaining
1000 - Instructional Salaries	\$43,827	\$71,023	61.71%	\$473,488	9.26%	\$429,661
2000 - Non-Instructional Salaries	\$32,006	\$10,813	295.99%	\$72,089	44.4%	\$40,083
3000 - Employee Benefits	\$39,207	\$40,004	98.01%	\$266,695	14.7%	\$227,488
4000 - Supplies and Materials	\$13,525	\$20,112	67.25%	\$134,082	10.09%	\$120,557
5000 - Other Operating Expenses and Services	\$0	\$15,000	0%	\$100,000	0%	\$100,000
6000 - Capital Outlay	\$2,107	\$15,000	14.05%	\$100,000	2.11%	\$97,893
7000 - Other Outgo	\$0	\$0	100%	\$0	100%	\$0
Indirect Costs	\$6,291	\$6,327	99.43%	\$42,180	14.91%	\$35,889
Totals	\$136,963	\$178,280	76.82%	\$1,188,534	! 11.52%	\$1,051,571

Carryover Status

Fiscal Year	Allocation	Expenditures	Carryover Amount	Carryover %	Carryover Threshold %	Locked
2023-24	\$572,099	-\$479,472	\$572,099	! 100%	80%	-

Additional Comments

Expenses in Quarter 1 were dedicated to the support of our adult education instructional programs in ESL and Adult Basic Education. These expenses covered the salaries and benefits of the instructors and staff who support student learning as well

as the testing and assessment of student learning and student progress, including administrative support of these offices. In addition, expenses were used towards additional supplies and materials for these programs.

Desert Sands Unified 2023-24 Q1

Submitted by Larry Bellanich

Approved by Guillermo Mendoza

Object Code	Year to Date (YTD) Expenditure	YTD Forecast	% Expended of YTD Forecast	Project Budget	% Expended of Project Budget	Budget Remaining
1000 - Instructional Salaries	\$6,606	\$3,964	166.66%	\$26,425	25%	\$19,819
2000 - Non-Instructional Salaries	\$1,610	\$17,067	9.43%	\$113,778	1.42%	\$112,168
3000 - Employee Benefits	\$5,940	\$12,845	46.24%	\$85,632	6.94%	\$79,692
4000 - Supplies and Materials	\$0	\$2,250	0%	\$15,000	0%	\$15,000
5000 - Other Operating Expenses and Services	\$43	\$46,916	0.09%	\$312,773	0.01%	\$312,730
6000 - Capital Outlay	\$0	\$0	100%	\$0	100%	\$0
7000 - Other Outgo	\$0	\$0	100%	\$0	100%	\$0
Indirect Costs	\$0	\$2,794	0%	\$18,628	0%	\$18,628
Totals	\$14,199	\$85,835	16.54%	\$572,236	! 2.48%	\$558,037

Carryover Status

Fiscal Year	Allocation	Expenditures	Carryover Amount	Carryover %	Carryover Threshold %	Locked
2023-24	\$427,194	-\$130,843	\$427,194	! 100%	80%	-

Additional Comments

Quarter 1 expenses were incurred to support Desert Sands USD's Adult Programs in ESL, High School Diploma, GED, Citizenship, short-term CTE, and transitional counseling services.

Palm Springs Unified 2023-24 Q1

Submitted by Dr. Deanna Keuilian

Approved by Guillermo Mendoza

Object Code	Year to Date (YTD) Expenditure	YTD Forecast	% Expended of YTD Forecast	Project Budget	% Expended of Project Budget	Budget Remaining
1000 - Instructional Salaries	\$24,590	\$33,442	73.53%	\$209,015	11.76%	\$184,425
2000 - Non-Instructional Salaries	\$3,523	\$3,484	101.12%	\$21,775	16.18%	\$18,252
3000 - Employee Benefits	\$11,060	\$15,799	70.01%	\$98,741	11.2%	\$87,681
4000 - Supplies and Materials	\$0	\$400	0%	\$2,500	0%	\$2,500
5000 - Other Operating Expenses and Services	\$2,212	\$28,084	7.88%	\$175,522	1.26%	\$173,310
6000 - Capital Outlay	\$0	\$0	100%	\$0	100%	\$0
7000 - Other Outgo	\$0	\$0	100%	\$0	100%	\$0
Indirect Costs	\$2,069	\$1,884	109.79%	\$11,778	17.57%	\$9,709
Totals	\$43,454	\$83,093	52.3%	\$519,331	! 8.37%	\$475,877

Carryover Status

Fiscal Year	Allocation	Expenditures	Carryover Amount	Carryover %	Carryover Threshold %	Locked
2023-24	\$330,986	-\$144,891	\$330,986	! 100%	80%	-

Additional Comments

The majority of expenses thus far have been focused on the counselor who supports the various adult education instructional programs and recruitment of students.

**Riverside Co. Office of Education
2023-24 Q1**

Submitted by Ms. Lucie Gonzalez

Approved by Guillermo Mendoza

Object Code	Year to Date (YTD) Expenditure	YTD Forecast	% Expended of YTD Forecast	Project Budget	% Expended of Project Budget	Budget Remaining
1000 - Instructional Salaries	\$24,116	\$25,094	96.1%	\$167,295	14.42%	\$143,179
2000 - Non-Instructional Salaries	\$31,652	\$36,859	85.87%	\$245,724	12.88%	\$214,072
3000 - Employee Benefits	\$22,619	\$25,400	89.05%	\$169,332	13.36%	\$146,713
4000 - Supplies and Materials	\$502	\$7,500	6.69%	\$50,000	1%	\$49,498
5000 - Other Operating Expenses and Services	\$5,456	\$16,319	33.43%	\$108,791	5.02%	\$103,335
6000 - Capital Outlay	\$0	\$0	100%	\$0	100%	\$0
7000 - Other Outgo	\$0	\$0	100%	\$0	100%	\$0
Indirect Costs	\$4,142	\$5,559	74.52%	\$37,057	11.18%	\$32,915
Totals	\$88,487	\$116,730	75.8%	\$778,199	! 11.37%	\$689,712

Carryover Status

Fiscal Year	Allocation	Expenditures	Carryover Amount	Carryover %	Carryover Threshold %	Locked
2023-24	\$601,400	-\$88,312	\$601,400	! 100%	80%	-

Additional Comments

During the first quarter of 2023-24, RCOE's ABE, ASE, CTE, and WFR programs all contributed to the Desert Regional Consortium's efforts as outlined in our Annual Plan. To better integrate services and transitions. RCOE provided adult students with career exploration opportunities and financial aid workshops within their certificate programs at the School of Career Education to achieve their additional educational goals through a shared facilities agreement. RCOE retained qualified staff to teach high school diploma and CTE courses to support our ASE, ABE, and CTE students at John J. Benoit Detention Center, Indio Day Reporting Center, and post-secondary CTE students enrolled at School of Career Education (SCE) Indio. RCOE provided scholarships to students enrolled in SCE Indio to reduce their financial burden.



California
Community
Colleges



2023 © California Community Colleges
NOVA Site Version: 6.5.16