

### 14 Desert Regional Consortium

Consortium Summary | Total Expenditures: **\$793,068** Total Allocation: **\$3,959,165** Total Carryover: **\$3,166,097**  
(79.97%) Carryover Compliance i

## Coachella Valley Unified 2023-24 Q2

Submitted by Jereme Weischedel

Approved by Guillermo Mendoza


Object Code	Year to Date (YTD) Expenditure	YTD Forecast	% Expended of YTD Forecast	Project Budget	% Expended of Project Budget	Budget Remaining
1000 - Instructional Salaries	\$395,778	\$337,187	117.38%	\$1,053,710	37.56%	\$657,932
2000 - Non-Instructional Salaries	\$241,654	\$137,332	175.96%	\$429,164	56.31%	\$187,510
3000 - Employee Benefits	\$278,359	\$191,506	145.35%	\$598,455	46.51%	\$320,096
4000 - Supplies and Materials	\$28,774	\$27,694	103.9%	\$86,543	33.25%	\$57,769
5000 - Other Operating Expenses and Services	\$46,313	\$27,547	168.12%	\$86,084	53.8%	\$39,771
6000 - Capital Outlay	\$0	\$0	100%	\$0	100%	\$0
7000 - Other Outgo	\$0	\$31,095	0%	\$97,171	0%	\$97,171
Indirect Costs	\$0	\$0	100%	\$0	100%	\$0
<b>Totals</b>	<b>\$990,878</b>	<b>\$752,361</b>	<b>131.7%</b>	<b>\$2,351,127</b>	<b>42.14%</b>	<b>\$1,360,249</b>

#### Member Carryover Compliance Status

**Description:** The Member Carryover Compliance Status table shows how the member's spending is tracking against the allocations for the displayed fiscal year(s) based on expenditures entered as of the time of viewing.

**Expenditures:** A negative value indicates that current fiscal year spending has not begun, as there are still unused funds from previous fiscal years.

**Carryover Amount & Carryover %:** If current fiscal year spending has not yet begun (a negative Expenditures amount), Carryover Amount will remain equal to Allocation and Carryover % will remain 100%.

Fiscal Year	Allocation	Expenditures	Carryover Amount	Carryover %	Carryover Threshold %	Locked
2023-24	\$2,027,486	\$667,237	\$1,360,249	 67.09%	60%	-

**Corrective Action Plan \***

Action steps will align with the Work Plan for 2023-24. Expenditures will be applied towards: 1) Addressing gaps in service through marketing, outreach, staffing. 2) Addressing seamless transitions by providing students with instructional materials and technology for CAEP Programs; and 3) Continuing professional development for faculty and staff in order to increasing student outcomes and persistence. This actions taken will allow for us to spend down the funds aligned with our workplan.

**Additional Comments**

During the second quarter of the 2023-24 Fiscal Year Coachella Valley Adult School (CVAS) started the year offering Adult Education courses in July with summer school and the regular school year began in mid August. CVAS will offer courses in ESL, Adult High School Diploma, High School Equivalency, Integrated Education and Training and EL Civics. The specific certificated personnel costs include teacher wages for approximately 16 ESL/EL Civics, 8 HSD, 5 HSE, and 2 CTE/IET classes. CVAS offers courses in the areas of Adult High School Diploma, English as a Second Language (ESL), High School Equivalency Preparation, Career Technical Education, and Citizenship Preparation. In an effort to increase student completions, transitions, eliminate educational obstacles, and eliminate gaps in service areas, CVAS offered an array of adult education services including: career counseling and transition services, testing, tutoring, marketing/communication, professional development, data management, child care, contract services.

**Allocation Year 2021-22 Closeout**

I have reviewed the fiscal reports for my agency and confirmed that all funds for this allocation year have been spent.

**2021-22 Reverted Funds:**

\$0

**Desert CCD**

2023-24 Q2

Submitted by Dean Papas

Approved by Guillermo Mendoza

Object Code	Year to Date (YTD) Expenditure	YTD Forecast	% Expended of YTD Forecast	Project Budget	% Expended of Project Budget	Budget Remaining
1000 - Instructional Salaries	\$85,488	\$142,046	60.18%	\$473,488	18.05%	\$388,000
2000 - Non-Instructional Salaries	\$64,762	\$21,627	299.45%	\$72,089	89.84%	\$7,327
3000 - Employee Benefits	\$73,109	\$80,009	91.38%	\$266,695	27.41%	\$193,586
4000 - Supplies and Materials	\$39,975	\$40,225	99.38%	\$134,082	29.81%	\$94,107
5000 - Other Operating Expenses and Services	\$339	\$30,000	1.13%	\$100,000	0.34%	\$99,661
6000 - Capital Outlay	\$3,067	\$30,000	10.22%	\$100,000	3.07%	\$96,933
7000 - Other Outgo	\$0	\$0	100%	\$0	100%	\$0
Indirect Costs	\$12,825	\$12,654	101.35%	\$42,180	30.41%	\$29,355
<b>Totals</b>	<b>\$279,565</b>	<b>\$356,560</b>	<b>78.41%</b>	<b>\$1,188,534</b>	<b>23.52%</b>	<b>\$908,969</b>

**Member Carryover Compliance Status**

**Description:** The Member Carryover Compliance Status table shows how the member's spending is tracking against the allocations for the displayed fiscal year(s) based on expenditures entered as of the time of viewing.

**Expenditures:** A negative value indicates that current fiscal year spending has not begun, as there are still unused funds from previous fiscal years.

**Carryover Amount & Carryover %:** If current fiscal year spending has not yet begun (a negative Expenditures amount), Carryover Amount will remain equal to Allocation and Carryover % will remain 100%.

Fiscal Year	Allocation	Expenditures	Carryover Amount	Carryover %	Carryover Threshold %	Locked
2023-24	\$572,099	-\$336,870	\$572,099	100%	60%	-

**Corrective Action Plan \***

Action steps will be taken to expenditures in object codes 4000, 5000, and 6,000 as follows: Instructional Supplies and Materials for our adult education programs; Travel, Conference, and Meeting Expenses for the professional development of faculty and staff as well as for regional and state networking related to CAEP programs and practices, and Physical Equipment and Software for the improvement/upgrade of our facilities and classrooms for our adult education students.

**Additional Comments**

Quarter 2 Expenditures were incurred in support of instructors and staff's salaries and benefits as well as for supplies and materials related to the educational programming and instruction in our adult education programs.

## Allocation Year 2021-22 Closeout

I have reviewed the fiscal reports for my agency and confirmed that all funds for this allocation year have been spent.


**2021-22 Reverted Funds:**

\$0

## Desert Sands Unified 2023-24 Q2

Submitted by Larry Bellanich

Approved by Guillermo Mendoza


Object Code	Year to Date (YTD) Expenditure	YTD Forecast	% Expended of YTD Forecast	Project Budget	% Expended of Project Budget	Budget Remaining
1000 - Instructional Salaries	\$13,503	\$10,084	133.91%	\$33,612	40.17%	\$20,109
2000 - Non-Instructional Salaries	\$26,344	\$37,241	70.74%	\$124,137	21.22%	\$97,793
3000 - Employee Benefits	\$21,051	\$31,228	67.41%	\$104,092	20.22%	\$83,041
4000 - Supplies and Materials	\$15,277	\$9,000	169.74%	\$30,000	50.92%	\$14,723
5000 - Other Operating Expenses and Services	\$9,047	\$78,530	11.52%	\$261,767	3.46%	\$252,720
6000 - Capital Outlay	\$0	\$0	100%	\$0	100%	\$0
7000 - Other Outgo	\$0	\$0	100%	\$0	100%	\$0
Indirect Costs	\$977	\$5,588	17.48%	\$18,628	5.24%	\$17,651
<b>Totals</b>	<b>\$86,199</b>	<b>\$171,671</b>	<b>50.21%</b>	<b>\$572,236</b>	 <b>15.06%</b>	<b>\$486,037</b>

### Member Carryover Compliance Status

**Description:** The Member Carryover Compliance Status table shows how the member's spending is tracking against the allocations for the displayed fiscal year(s) based on expenditures entered as of the time of viewing.

**Expenditures:** A negative value indicates that current fiscal year spending has not begun, as there are still unused funds from previous fiscal years.

**Carryover Amount & Carryover %:** If current fiscal year spending has not yet begun (a negative Expenditures amount), Carryover Amount will remain equal to Allocation and Carryover % will remain 100%.

Fiscal Year	Allocation	Expenditures	Carryover Amount	Carryover %	Carryover Threshold %	Locked
2023-24	\$427,194	-\$58,843	\$427,194	 100%	60%	-

**Corrective Action Plan \***

DSUSD is expecting a large 3rd quarter bill from CVAS. DSUSD is also planning to run classes for job preparation in March 2024. DSUSD has ordered upgraded technology devices to replace older models. These invoices will be included in the 3rd quarter.

**Additional Comments**

Quarter 2 expenses were incurred to support Desert Sands USD's Adult Programs in ESL, High School Diploma, GED, Citizenship, short-term CTE, and transitional counseling services.

**Allocation Year 2021-22 Closeout**

I have reviewed the fiscal reports for my agency and confirmed that all funds for this allocation year have been spent.

**2021-22 Reverted Funds:**

\$0

**Palm Springs Unified**  
2023-24 Q2

Submitted by Dr. Deanna Keuilian

Approved by Guillermo Mendoza

Object Code	Year to Date (YTD) Expenditure	YTD Forecast	% Expended of YTD Forecast	Project Budget	% Expended of Project Budget	Budget Remaining
1000 - Instructional Salaries	\$61,475	\$66,885	91.91%	\$209,015	29.41%	\$147,540
2000 - Non-Instructional Salaries	\$7,435	\$6,968	106.7%	\$21,775	34.14%	\$14,340
3000 - Employee Benefits	\$29,113	\$31,597	92.14%	\$98,741	29.48%	\$69,628
4000 - Supplies and Materials	\$2,112	\$800	264%	\$2,500	84.48%	\$388
5000 - Other Operating Expenses and Services	\$5,995	\$56,167	10.67%	\$175,522	3.42%	\$169,527
6000 - Capital Outlay	\$0	\$0	100%	\$0	100%	\$0
7000 - Other Outgo	\$0	\$0	100%	\$0	100%	\$0
Indirect Costs	\$5,307	\$3,769	140.81%	\$11,778	45.06%	\$6,471
<b>Totals</b>	<b>\$111,437</b>	<b>\$166,186</b>	<b>67.06%</b>	<b>\$519,331</b>	<b>21.46%</b>	<b>\$407,894</b>

**Member Carryover Compliance Status**

**Description:** The Member Carryover Compliance Status table shows how the member's spending is tracking against the allocations for the displayed fiscal year(s) based on expenditures entered as of the time of viewing.

**Expenditures:** A negative value indicates that current fiscal year spending has not begun, as there are still unused funds from previous fiscal years.

**Carryover Amount & Carryover %:** If current fiscal year spending has not yet begun (a negative Expenditures amount), Carryover Amount will remain equal to Allocation and Carryover % will remain 100%.

Fiscal Year	Allocation	Expenditures	Carryover Amount	Carryover %	Carryover Threshold %	Locked
2023-24	\$330,986	-\$76,908	\$330,986	100%	60%	-

**Corrective Action Plan \***

Actions and expenditures to spend down in the 5000 series will occur which can include consulting support, public relations materials/PR, in alignment with the consortium plans.

**Additional Comments**

Expenditures for quarter 2 were to support the MOU related expenditures such as staff salaries and benefits. Additionally, dollars were used for instructional materials to support our programs.

**Allocation Year 2021-22 Closeout**

I have reviewed the fiscal reports for my agency and confirmed that all funds for this allocation year have been spent.

**2021-22 Reverted Funds:**

\$0

**Riverside Co. Office of Education  
2023-24 Q2**

Submitted by Ms. Lucie Gonzalez

Approved by Guillermo Mendoza


Object Code	Year to Date (YTD) Expenditure	YTD Forecast	% Expended of YTD Forecast	Project Budget	% Expended of Project Budget	Budget Remaining
1000 - Instructional Salaries	\$49,419	\$50,189	98.47%	\$167,295	29.54%	\$117,876
2000 - Non-Instructional Salaries	\$73,898	\$66,217	111.6%	\$220,724	33.48%	\$146,826
3000 - Employee Benefits	\$48,801	\$50,800	96.07%	\$169,332	28.82%	\$120,531
4000 - Supplies and Materials	\$1,093	\$15,000	7.29%	\$50,000	2.19%	\$48,907
5000 - Other Operating Expenses and Services	\$117,970	\$40,137	293.92%	\$133,791	88.17%	\$15,821
6000 - Capital Outlay	\$0	\$0	100%	\$0	100%	\$0
7000 - Other Outgo	\$0	\$0	100%	\$0	100%	\$0
Indirect Costs	\$11,449	\$11,117	102.99%	\$37,057	30.9%	\$25,608
<b>Totals</b>	<b>\$302,630</b>	<b>\$233,460</b>	<b>129.63%</b>	<b>\$778,199</b>	<b>38.89%</b>	<b>\$475,569</b>

**Member Carryover Compliance Status**

**Description:** The Member Carryover Compliance Status table shows how the member's spending is tracking against the allocations for the displayed fiscal year(s) based on expenditures entered as of the time of viewing.

**Expenditures:** A negative value indicates that current fiscal year spending has not begun, as there are still unused funds from previous fiscal years.

**Carryover Amount & Carryover %:** If current fiscal year spending has not yet begun (a negative Expenditures amount), Carryover Amount will remain equal to Allocation and Carryover % will remain 100%.

Fiscal Year	Allocation	Expenditures	Carryover Amount	Carryover %	Carryover Threshold %	Locked
2023-24	\$601,400	\$125,831	\$475,569	 79.08%	60%	-

**Corrective Action Plan \***

The County Office of Education has approved raises for the classified, certificated and management staff to be disbursed at the end of February. These include a retro active payment as well. These salary increases will be reflected in RCOE's expenditures in the Instructional and Non-Instructional Salaries categories, as well as benefits, and decreases in the Supplies and Services spending.

**Additional Comments**

SCE Indio utilized \$111,474 for direct student scholarships. The funds went directly to provide tuition assistance for students attending School of Career Education branch campus in Indio. Students receiving these funds enrolled in one of three CTE programs currently being offered: Dental Assistant/RDA Eligible, Medical Assistant, and Pharmacy Technician.

CAEP funds are also being used for a percentage of non-instructional salaries and benefits for staff that directly support the CTE programs offered at the Indio branch campus. These non-instructional include a Registration Clerk, School Secretary, Student Accounts Technician, Attendance Technician, Coordinator/Principal, and Admissions Technician.

Additionally, CAEP funds were used to support RCOE's Desert Edge School program at John J. Benoit Detention Center and Indio Day Reporting Center with partial salaries and benefits for the principal, ASE/ABE teachers, attendance registration technician, secretary, GED program assistant that serve the students. RCOE recently approved retro active raises for the certificated, classified and management employees. Our costs will reflect these salary increases. There are also supplies and services for each site.

**Allocation Year 2021-22 Closeout**

I have reviewed the fiscal reports for my agency and confirmed that all funds for this allocation year have been spent.

**2021-22 Reverted Funds:**

\$0



California  
Community  
Colleges



2024 © California Community Colleges

NOVA Site Version: 6.6