

### 14 Desert Regional Consortium

Consortium Summary | Total Expenditures: \$1,828,252 Total Allocation: \$3,959,165 Total Carryover: \$2,130,913  
(53.82%) Carryover Compliance i

### Coachella Valley Unified 2023-24 Q3

Submitted by Jorge Rodriguez

Approved by Guillermo Mendoza

Object Code	Year to Date (YTD) Expenditure	YTD Forecast	% Expended of YTD Forecast	Project Budget	% Expended of Project Budget	Budget Remaining
1000 - Instructional Salaries	\$768,646	\$467,381	164.46%	\$973,710	78.94%	\$205,064
2000 - Non-Instructional Salaries	\$373,449	\$205,999	181.29%	\$429,164	87.02%	\$55,715
3000 - Employee Benefits	\$457,659	\$287,258	159.32%	\$598,455	76.47%	\$140,796
4000 - Supplies and Materials	\$64,935	\$41,541	156.32%	\$86,543	75.03%	\$21,608
5000 - Other Operating Expenses and Services	\$130,526	\$79,720	163.73%	\$166,084	78.59%	\$35,558
6000 - Capital Outlay	\$0	\$0	100%	\$0	100%	\$0
7000 - Other Outgo	\$0	\$46,642	0%	\$97,171	0%	\$97,171
Indirect Costs	\$0	\$0	100%	\$0	100%	\$0
<b>Totals</b>	<b>\$1,795,215</b>	<b>\$1,128,541</b>	<b>159.07%</b>	<b>\$2,351,127</b>	<b>76.36%</b>	<b>\$555,912</b>

#### Member Carryover Compliance Status

**Description:** The Member Carryover Compliance Status table shows how the member's spending is tracking against the allocations for the displayed fiscal year(s) based on expenditures entered as of the time of viewing.

**Expenditures:** A negative value indicates that current fiscal year spending has not begun, as there are still unused funds from previous fiscal years.

**Carryover Amount & Carryover %:** If current fiscal year spending has not yet begun (a negative Expenditures amount), Carryover Amount will remain equal to Allocation and Carryover % will remain 100%.

Fiscal Year	Allocation	Expenditures	Carryover Amount	Carryover %	Carryover Threshold %	Locked
2023-24	\$2,027,486	\$1,471,574	\$555,912	27.42%	50%	-


**Additional Comments**

During the third quarter of the 2023-24 Fiscal Year Coachella Valley Adult School (CVAS) started the year offering Adult Education courses in July with summer school and the regular school year began in mid August. CVAS will offer courses in ESL, Adult High School Diploma, High School Equivalency, Integrated Education and Training and EL Civics. The specific certificated personnel costs include teacher wages for approximately 16 ESL/EL Civics, 8 HSD, 5 HSE, and 2 CTE/IET classes. CVAS offers courses in the areas of Adult High School Diploma, English as a Second Language (ESL), High School Equivalency Preparation, Career Technical Education, and Citizenship Preparation. In an effort to increase student completions, transitions, eliminate educational obstacles, and eliminate gaps in service areas, CVAS offered an array of adult education services including: career counseling and transition services, testing, tutoring, marketing/communication, professional development, data management, child care, contract services.

**Desert CCD  
2023-24 Q3**

Submitted by Dean Papas

Approved by Guillermo Mendoza


Object Code	Year to Date (YTD) Expenditure	YTD Forecast	% Expended of YTD Forecast	Project Budget	% Expended of Project Budget	Budget Remaining
1000 - Instructional Salaries	\$131,926	\$213,070	61.92%	\$473,488	27.86%	\$341,562
2000 - Non-Instructional Salaries	\$96,550	\$43,448	222.22%	\$96,550	100%	\$0
3000 - Employee Benefits	\$107,552	\$120,013	89.62%	\$266,695	40.33%	\$159,143
4000 - Supplies and Materials	\$56,679	\$49,329	114.9%	\$109,621	51.7%	\$52,942
5000 - Other Operating Expenses and Services	\$4,871	\$45,000	10.82%	\$100,000	4.87%	\$95,129
6000 - Capital Outlay	\$3,067	\$45,000	6.82%	\$100,000	3.07%	\$96,933
7000 - Other Outgo	\$0	\$0	100%	\$0	100%	\$0
Indirect Costs	\$19,344	\$18,981	101.91%	\$42,180	45.86%	\$22,836
<b>Totals</b>	<b>\$419,989</b>	<b>\$534,840</b>	<b>78.53%</b>	<b>\$1,188,534</b>	 <b>35.34%</b>	<b>\$768,545</b>

**Member Carryover Compliance Status**

**Description:** The Member Carryover Compliance Status table shows how the member's spending is tracking against the allocations for the displayed fiscal year(s) based on expenditures entered as of the time of viewing.

**Expenditures:** A negative value indicates that current fiscal year spending has not begun, as there are still unused funds from previous fiscal years.

**Carryover Amount & Carryover %:** If current fiscal year spending has not yet begun (a negative Expenditures amount), Carryover Amount will remain equal to Allocation and Carryover % will remain 100%.

Fiscal Year	Allocation	Expenditures	Carryover Amount	Carryover %	Carryover Threshold %	Locked
2023-24	\$572,099	-\$196,446	\$572,099	 100%	50%	-


**Additional Comments**

Quarter 3 expenditures were incurred in support of instructors and staff salaries and benefits as well as for supplies and materials related to the educational programming and instruction in our adult education programs.

## Desert Sands Unified 2023-24 Q3

Submitted by Larry Bellanich

Approved by Guillermo Mendoza


Object Code	Year to Date (YTD) Expenditure	YTD Forecast	% Expended of YTD Forecast	Project Budget	% Expended of Project Budget	Budget Remaining
1000 - Instructional Salaries	\$21,536	\$15,125	142.38%	\$33,612	64.07%	\$12,076
2000 - Non-Instructional Salaries	\$60,991	\$55,862	109.18%	\$124,137	49.13%	\$63,146
3000 - Employee Benefits	\$46,146	\$46,841	98.52%	\$104,092	44.33%	\$57,946
4000 - Supplies and Materials	\$16,147	\$16,200	99.67%	\$36,000	44.85%	\$19,853
5000 - Other Operating Expenses and Services	\$91,259	\$115,095	79.29%	\$255,767	35.68%	\$164,508
6000 - Capital Outlay	\$0	\$0	100%	\$0	100%	\$0
7000 - Other Outgo	\$0	\$0	100%	\$0	100%	\$0
Indirect Costs	\$6,165	\$8,383	73.55%	\$18,628	33.1%	\$12,463
<b>Totals</b>	<b>\$242,244</b>	<b>\$257,506</b>	<b>94.07%</b>	<b>\$572,236</b>	 <b>42.33%</b>	<b>\$329,992</b>

**Member Carryover Compliance Status**

**Description:** The Member Carryover Compliance Status table shows how the member's spending is tracking against the allocations for the displayed fiscal year(s) based on expenditures entered as of the time of viewing.

**Expenditures:** A negative value indicates that current fiscal year spending has not begun, as there are still unused funds from previous fiscal years.

**Carryover Amount & Carryover %:** If current fiscal year spending has not yet begun (a negative Expenditures amount), Carryover Amount will remain equal to Allocation and Carryover % will remain 100%.

Fiscal Year	Allocation	Expenditures	Carryover Amount	Carryover %	Carryover Threshold %	Locked
2023-24	\$427,194	\$97,202	\$329,992	 77.25%	50%	-


**Additional Comments**

Quarter 3 expenses were incurred to support Desert Sands USD's Adult Programs in ESL, High School Diploma, GED, Citizenship, short-term CTE, and transitional counseling services.

**Palm Springs Unified  
2023-24 Q3**

Submitted by Dr. Deanna Keuilian

Approved by Guillermo Mendoza


Object Code	Year to Date (YTD) Expenditure	YTD Forecast	% Expended of YTD Forecast	Project Budget	% Expended of Project Budget	Budget Remaining
1000 - Instructional Salaries	\$102,786	\$100,327	102.45%	\$209,015	49.18%	\$106,229
2000 - Non-Instructional Salaries	\$11,094	\$10,452	106.14%	\$21,775	50.95%	\$10,681
3000 - Employee Benefits	\$46,531	\$47,396	98.18%	\$98,741	47.12%	\$52,210
4000 - Supplies and Materials	\$2,615	\$2,640	99.05%	\$5,500	47.55%	\$2,885
5000 - Other Operating Expenses and Services	\$45,591	\$82,811	55.05%	\$172,522	26.43%	\$126,931
6000 - Capital Outlay	\$0	\$0	100%	\$0	100%	\$0
7000 - Other Outgo	\$0	\$0	100%	\$0	100%	\$0
Indirect Costs	\$8,614	\$5,653	152.37%	\$11,778	73.14%	\$3,164
<b>Totals</b>	<b>\$217,231</b>	<b>\$249,279</b>	<b>87.14%</b>	<b>\$519,331</b>	 <b>41.83%</b>	<b>\$302,100</b>

**Member Carryover Compliance Status**

**Description:** The Member Carryover Compliance Status table shows how the member's spending is tracking against the allocations for the displayed fiscal year(s) based on expenditures entered as of the time of viewing.

**Expenditures:** A negative value indicates that current fiscal year spending has not begun, as there are still unused funds from previous fiscal years.

**Carryover Amount & Carryover %:** If current fiscal year spending has not yet begun (a negative Expenditures amount), Carryover Amount will remain equal to Allocation and Carryover % will remain 100%.

Fiscal Year	Allocation	Expenditures	Carryover Amount	Carryover %	Carryover Threshold %	Locked
2023-24	\$330,986	\$28,886	\$302,100	 91.27%	50%	-

**Additional Comments**

Funds for this period were spent as follows: Counselor's salary, partial cost of a custodian to maintain facilities clean for students, taxes and benefits for salaries, as well as supplies for the adult ed counselor to facilitate the program. Additionally, hotspot services and an invoice for Qtr. 2. from Coachella Valley USD.

**Riverside Co. Office of Education  
2023-24 Q3**

Submitted by Ms. Lucie Gonzalez

Approved by Guillermo Mendoza


Object Code	Year to Date (YTD) Expenditure	YTD Forecast	% Expended of YTD Forecast	Project Budget	% Expended of Project Budget	Budget Remaining
1000 - Instructional Salaries	\$76,454	\$75,283	101.56%	\$167,295	45.7%	\$90,841
2000 - Non-Instructional Salaries	\$115,173	\$99,326	115.95%	\$220,724	52.18%	\$105,551
3000 - Employee Benefits	\$76,768	\$76,199	100.75%	\$169,332	45.34%	\$92,564
4000 - Supplies and Materials	\$1,125	\$22,500	5%	\$50,000	2.25%	\$48,875
5000 - Other Operating Expenses and Services	\$119,028	\$60,206	197.7%	\$133,791	88.97%	\$14,763
6000 - Capital Outlay	\$0	\$0	100%	\$0	100%	\$0
7000 - Other Outgo	\$0	\$0	100%	\$0	100%	\$0
Indirect Costs	\$18,841	\$16,676	112.99%	\$37,057	50.84%	\$18,216
<b>Totals</b>	<b>\$407,389</b>	<b>\$350,190</b>	<b>116.33%</b>	<b>\$778,199</b>	<b>52.35%</b>	<b>\$370,810</b>

**Member Carryover Compliance Status**

**Description:** The Member Carryover Compliance Status table shows how the member's spending is tracking against the allocations for the displayed fiscal year(s) based on expenditures entered as of the time of viewing.

**Expenditures:** A negative value indicates that current fiscal year spending has not begun, as there are still unused funds from previous fiscal years.

**Carryover Amount & Carryover %:** If current fiscal year spending has not yet begun (a negative Expenditures amount), Carryover Amount will remain equal to Allocation and Carryover % will remain 100%.

Fiscal Year	Allocation	Expenditures	Carryover Amount	Carryover %	Carryover Threshold %	Locked
2023-24	\$601,400	\$230,590	\$370,810	 61.66%	50%	-

**Additional Comments**

During the 3rd quarter of 2023-24, RCOE's ABE, ASE, CTE, and WFR programs all contributed to the Desert Regional Consortium's efforts as outlined in our Annual Plan. To better integrate services and transitions, RCOE continued to provide adult students with career exploration opportunities and financial aid workshops within their certificate programs at the School of Career Education to achieve their additional educational goals through a shared facilities agreement. RCOE retained qualified staff to teach high school diploma and CTE courses to support our ASE, ABE, and CTE students at John J. Benoit Detention Center, Indio Day Reporting Center, and post-secondary CTE students enrolled at School of Career Education (SCE) Indio. RCOE continued to provide scholarships to students enrolled in SCE Indio to reduce their financial burden.



California  
Community  
Colleges



2024 © California Community Colleges

NOVA Site Version: 7.1