

15 South Bay Adult Education Consortium (El Camino)

Consortium Summary | Total Expenditures: \$2,053,542 Total Allocation: \$12,563,794 Total Carryover: \$10,510,252 (83.66%) Carryover Compliance

Centinela Valley Union High
2023-24 Q2

Submitted by Paolo DeGuzman

Approved by Dr. Maribel Galan

Object Code	Year to Date (YTD) Expenditure	YTD Forecast	% Expended of YTD Forecast	Project Budget	% Expended of Project Budget	Budget Remaining
1000 - Instructional Salaries	\$133,367	\$75,125	177.53%	\$300,500	44.38%	\$167,133
2000 - Non-Instructional Salaries	\$34,616	\$19,625	176.39%	\$78,500	44.1%	\$43,884
3000 - Employee Benefits	\$57,012	\$33,216	171.64%	\$132,863	42.91%	\$75,851
4000 - Supplies and Materials	\$0	\$9,453	0%	\$37,812	0%	\$37,812
5000 - Other Operating Expenses and Services	\$5,472	\$4,116	132.96%	\$16,462	33.24%	\$10,990
6000 - Capital Outlay	\$0	\$0	100%	\$0	100%	\$0
7000 - Other Outgo	\$0	\$6,955	0%	\$27,821	0%	\$27,821
Indirect Costs	\$0	\$0	100%	\$0	100%	\$0
Totals	\$230,467	\$148,490	155.21%	\$593,958	38.8%	\$363,491

Member Carryover Compliance Status

Description: The Member Carryover Compliance Status table shows how the member's spending is tracking against the allocations for the displayed fiscal year(s) based on expenditures entered as of the time of viewing.

Expenditures: A negative value indicates that current fiscal year spending has not begun, as there are still unused funds from previous fiscal years.

Carryover Amount & Carryover %: If current fiscal year spending has not yet begun (a negative Expenditures amount), Carryover Amount will remain equal to Allocation and Carryover % will remain 100%.

Fiscal Year	Allocation	Expenditures	Carryover Amount	Carryover %	Carryover Threshold %	Locked
2023-24	\$574,198	\$210,707	\$363,491	63.3%	60%	-

Corrective Action Plan *

We are only off by 3.3% and plan to spend more in the next quarter.

Additional Comments

Not Entered

Allocation Year 2021-22 Closeout

I have reviewed the fiscal reports for my agency and confirmed that all funds for this allocation year have been spent.

2021-22 Reverted Funds:

\$0

**El Camino CCD
2023-24 Q2**

Submitted by Leticia Canales

Approved by Dr. Maribel Galan


Object Code	Year to Date (YTD) Expenditure	YTD Forecast	% Expended of YTD Forecast	Project Budget	% Expended of Project Budget	Budget Remaining
1000 - Instructional Salaries	\$60,725	\$9,081	668.7%	\$45,405	133.74%	 -\$15,320
2000 - Non-Instructional Salaries	\$21,594	\$38,000	56.83%	\$190,000	11.37%	\$168,406
3000 - Employee Benefits	\$22,272	\$23,561	94.53%	\$117,803	18.91%	\$95,531
4000 - Supplies and Materials	\$7,162	\$2,000	358.1%	\$10,000	71.62%	\$2,838
5000 - Other Operating Expenses and Services	\$63,414	\$27,500	230.6%	\$137,500	46.12%	\$74,086
6000 - Capital Outlay	\$1,593	\$12,000	13.28%	\$60,000	2.65%	\$58,407
7000 - Other Outgo	\$0	\$0	100%	\$0	100%	\$0
Indirect Costs	\$12,534	\$4,460	281.03%	\$22,300	56.21%	\$9,766
Totals	\$189,294	\$116,602	162.34%	\$583,008	32.47%	\$393,714

Member Carryover Compliance Status

Description: The Member Carryover Compliance Status table shows how the member's spending is tracking against the allocations for the displayed fiscal year(s) based on expenditures entered as of the time of viewing.

Expenditures: A negative value indicates that current fiscal year spending has not begun, as there are still unused funds from previous fiscal years.

Carryover Amount & Carryover %: If current fiscal year spending has not yet begun (a negative Expenditures amount), Carryover Amount will remain equal to Allocation and Carryover % will remain 100%.

Fiscal Year	Allocation	Expenditures	Carryover Amount	Carryover %	Carryover Threshold %	Locked
2023-24	\$486,173	\$92,459	\$393,714	 80.98%	60%	-

Corrective Action Plan *

A new director is in the process of being hired and that will help address some of the carryover amount as well as anticipated activities in the coming months.

Additional Comments

Not Entered

Allocation Year 2021-22 Closeout

I have reviewed the fiscal reports for my agency and confirmed that all funds for this allocation year have been spent.

2021-22 Reverted Funds:

\$0

Inglewood Unified

2023-24 Q2

Submitted by Ms. Debra Tate

Approved by Dr. Maribel Galan


Object Code	Year to Date (YTD) Expenditure	YTD Forecast	% Expended of YTD Forecast	Project Budget	% Expended of Project Budget	Budget Remaining
1000 - Instructional Salaries	\$240,368	\$150,000	160.25%	\$500,000	48.07%	\$259,632
2000 - Non-Instructional Salaries	\$101,733	\$90,000	113.04%	\$300,000	33.91%	\$198,267
3000 - Employee Benefits	\$138,982	\$90,000	154.42%	\$300,000	46.33%	\$161,018
4000 - Supplies and Materials	\$6,732	\$90,288	7.46%	\$300,961	2.24%	\$294,229
5000 - Other Operating Expenses and Services	\$4,714	\$90,000	5.24%	\$300,000	1.57%	\$295,286
6000 - Capital Outlay	\$0	\$0	100%	\$0	100%	\$0
7000 - Other Outgo	\$123,666	\$60,000	206.11%	\$200,000	61.83%	\$76,334
Indirect Costs	\$0	\$29,990	0%	\$99,965	0%	\$99,965
Totals	\$616,195	\$600,278	102.65%	\$2,000,926	30.8%	\$1,384,731

Member Carryover Compliance Status

Description: The Member Carryover Compliance Status table shows how the member's spending is tracking against the allocations for the displayed fiscal year(s) based on expenditures entered as of the time of viewing.

Expenditures: A negative value indicates that current fiscal year spending has not begun, as there are still unused funds from previous fiscal years.

Carryover Amount & Carryover %: If current fiscal year spending has not yet begun (a negative Expenditures amount), Carryover Amount will remain equal to Allocation and Carryover % will remain 100%.

Fiscal Year	Allocation	Expenditures	Carryover Amount	Carryover %	Carryover Threshold %	Locked
2023-24	\$1,154,597	-\$230,134	\$1,154,597	 100%	60%	-

Corrective Action Plan *

Expenditures will occur throughout the fiscal year

Additional Comments

Not Entered

Allocation Year 2021-22 Closeout

I have reviewed the fiscal reports for my agency and confirmed that all funds for this allocation year have been spent.

2021-22 Reverted Funds:

\$0

Redondo Beach Unified 2023-24 Q2

Submitted by Suzanne Webb Ed.D.

Approved by Dr. Maribel Galan

Object Code	Year to Date (YTD) Expenditure	YTD Forecast	% Expended of YTD Forecast	Project Budget	% Expended of Project Budget	Budget Remaining
1000 - Instructional Salaries	\$373,804	\$450,000	83.07%	\$1,500,000	24.92%	\$1,126,196
2000 - Non-Instructional Salaries	\$220,149	\$300,000	73.38%	\$1,000,000	22.01%	\$779,851
3000 - Employee Benefits	\$211,229	\$300,000	70.41%	\$1,000,000	21.12%	\$788,771
4000 - Supplies and Materials	\$401,625	\$256,093	156.83%	\$853,642	47.05%	\$452,017
5000 - Other Operating Expenses and Services	\$53,753	\$466,550	11.52%	\$1,555,167	3.46%	\$1,501,414
6000 - Capital Outlay	\$774,628	\$900,000	86.07%	\$3,000,000	25.82%	\$2,225,372
7000 - Other Outgo	\$0	\$0	100%	\$0	100%	\$0
Indirect Costs	\$0	\$60,000	0%	\$200,000	0%	\$200,000
Totals	\$2,035,188	\$2,732,643	74.48%	\$9,108,809	⚠️ 22.34%	\$7,073,621

Member Carryover Compliance Status

Description: The Member Carryover Compliance Status table shows how the member's spending is tracking against the allocations for the displayed fiscal year(s) based on expenditures entered as of the time of viewing.

Expenditures: A negative value indicates that current fiscal year spending has not begun, as there are still unused funds from previous fiscal years.

Carryover Amount & Carryover %: If current fiscal year spending has not yet begun (a negative Expenditures amount), Carryover Amount will remain equal to Allocation and Carryover % will remain 100%.

Fiscal Year	Allocation	Expenditures	Carryover Amount	Carryover %	Carryover Threshold %	Locked
2023-24	\$4,374,712	-\$2,698,909	\$4,374,712	⚠️ 100%	60%	-

Corrective Action Plan *

The carry over is being earmarked for upcoming campus improvements and capital outlay. The current Conference Hall will be gutted to upgrade the former kitchen area and offices to a teaching kitchen, the restrooms will be relocated and refurbished according to ADA guidelines, the current meeting space will be upgraded with technology and furniture and will have a soundproof of separation wall so that two conferences can be had at the same time, and finally the HVAC system will be relocated and new.

Additional Comments

Not Entered

Allocation Year 2021-22 Closeout

I have reviewed the fiscal reports for my agency and confirmed that all funds for this allocation year have been spent.


2021-22 Reverted Funds:

\$0

**Torrance Unified
2023-24 Q2**

Submitted by Wayne Diulio

Approved by Dr. Maribel Galan

Object Code	Year to Date (YTD) Expenditure	YTD Forecast	% Expended of YTD Forecast	Project Budget	% Expended of Project Budget	Budget Remaining
1000 - Instructional Salaries	\$633,510	\$658,972	96.14%	\$2,196,574	28.84%	\$1,563,064
2000 - Non-Instructional Salaries	\$377,696	\$381,468	99.01%	\$1,271,561	29.7%	\$893,865
3000 - Employee Benefits	\$371,610	\$404,324	91.91%	\$1,347,745	27.57%	\$976,135
4000 - Supplies and Materials	\$218,334	\$392,526	55.62%	\$1,308,420	16.69%	\$1,090,086
5000 - Other Operating Expenses and Services	\$311,890	\$223,061	139.82%	\$743,537	41.95%	\$431,647
6000 - Capital Outlay	\$7,900	\$361,492	2.19%	\$1,204,974	0.66%	\$1,197,074
7000 - Other Outgo	\$0	\$0	100%	\$0	100%	\$0
Indirect Costs	\$89,530	\$121,017	73.98%	\$403,391	22.19%	\$313,861
Totals	\$2,010,470	\$2,542,861	79.06%	\$8,476,202	 23.72%	\$6,465,732

Member Carryover Compliance Status

Description: The Member Carryover Compliance Status table shows how the member's spending is tracking against the allocations for the displayed fiscal year(s) based on expenditures entered as of the time of viewing.

Expenditures: A negative value indicates that current fiscal year spending has not begun, as there are still unused funds from previous fiscal years.

Carryover Amount & Carryover %: If current fiscal year spending has not yet begun (a negative Expenditures amount), Carryover Amount will remain equal to Allocation and Carryover % will remain 100%.

Fiscal Year	Allocation	Expenditures	Carryover Amount	Carryover %	Carryover Threshold %	Locked
2023-24	\$5,974,114	-\$491,618	\$5,974,114	 100%	60%	-

Corrective Action Plan *

The excess carryover is a result of school renovation delays in the 2022-23 school year that have carried over to the fall term of 2023. The school district is working on this project and is hoping to begin school renovations in March of 2024. The consortium has approved this project.

Additional Comments

Not Entered

Allocation Year 2021-22 Closeout

I have reviewed the fiscal reports for my agency and confirmed that all funds for this allocation year have been spent.

2021-22 Reverted Funds:

\$0



California
Community
Colleges



2024 © California Community Colleges
NOVA Site Version: 7.1.1