

California Adult Education Program
Fiscal Reporting


Produced: Dec 1, 2023, 08:20 PM UTC - By Mitch Rosin

16 Feather River Adult Education Consortium


Feather River CCD 2023-24 Q1

Submitted by Derek Lerch FRC

Approved by Mitch Rosin

Object Code	Year to Date (YTD) Expenditure	YTD Forecast	% Expended of YTD Forecast	Project Budget	% Expended of Project Budget	Budget Remaining
1000 - Instructional Salaries	\$27,733	\$20,198	137.31%	\$134,650	20.6%	\$106,917
2000 - Non-Instructional Salaries	\$1,175	\$1,740	67.53%	\$11,600	10.13%	\$10,425
3000 - Employee Benefits	\$2,825	\$2,430	116.26%	\$16,200	17.44%	\$13,375
4000 - Supplies and Materials	\$4,701	\$5,234	89.81%	\$34,896	13.47%	\$30,195
5000 - Other Operating Expenses and Services	\$9,765	\$10,590	92.21%	\$70,600	13.83%	\$60,835
6000 - Capital Outlay	\$0	\$0	100%	\$0	100%	\$0
7000 - Other Outgo	\$0	\$10,514	0%	\$70,091	0%	\$70,091
Indirect Costs	\$1,638	\$2,213	74.03%	\$14,750	11.11%	\$13,112
Totals	\$47,837	\$52,918	90.4%	\$352,787	 13.56%	\$304,950

Carryover Status

Fiscal Year	Allocation	Expenditures	Carryover Amount	Carryover %	Carryover Threshold %	Locked
2023-24	\$260,504	-\$44,446	\$260,504	 100%	80%	-

Additional Comments

Not Entered


Plumas Co. Office of Education 2023-24 Q1

Submitted by Steven Dutton

Approved by Mitch Rosin

Object Code	Year to Date (YTD) Expenditure	YTD Forecast	% Expended of YTD Forecast	Project Budget	% Expended of Project Budget	Budget Remaining
1000 - Instructional Salaries	\$0	\$0	100%	\$0	100%	\$0
2000 - Non-Instructional Salaries	\$784	\$471	166.45%	\$3,140	24.97%	\$2,356
3000 - Employee Benefits	\$83	\$51	163.71%	\$338	24.56%	\$255
4000 - Supplies and Materials	\$0	\$38	0%	\$251	0%	\$251
5000 - Other Operating Expenses and Services	\$6,576	\$2,775	236.97%	\$18,500	35.55%	\$11,924
6000 - Capital Outlay	\$0	\$0	100%	\$0	100%	\$0
7000 - Other Outgo	\$0	\$0	100%	\$0	100%	\$0
Indirect Costs	\$371	\$167	222.82%	\$1,110	33.42%	\$739
Totals	\$7,814	\$3,501	223.2%	\$23,339	33.48%	\$15,525

Carryover Status

Fiscal Year	Allocation	Expenditures	Carryover Amount	Carryover %	Carryover Threshold %	Locked
2023-24	\$14,790	-\$735	\$14,790	 100%	80%	-

Additional Comments

Not Entered

Plumas Unified


2023-24 Q1

Submitted by Steven Dutton

Approved by Mitch Rosin

Object Code	Year to Date (YTD) Expenditure	YTD Forecast	% Expended of YTD Forecast	Project Budget	% Expended of Project Budget	Budget Remaining
1000 - Instructional Salaries	\$40,648	\$35,378	114.89%	\$235,856	17.23%	\$195,208
2000 - Non-Instructional Salaries	\$0	\$0	100%	\$0	100%	\$0
3000 - Employee Benefits	\$14,795	\$12,750	116.04%	\$85,000	17.41%	\$70,205
4000 - Supplies and Materials	\$1,472	\$7,950	18.52%	\$53,000	2.78%	\$51,528
5000 - Other Operating Expenses and Services	\$16,422	\$11,250	145.97%	\$75,000	21.9%	\$58,578
6000 - Capital Outlay	\$0	\$0	100%	\$0	100%	\$0
7000 - Other Outgo	\$0	\$0	100%	\$0	100%	\$0
Indirect Costs	\$3,667	\$3,365	108.97%	\$22,435	16.34%	\$18,768
Totals	\$77,004	\$70,694	108.93%	\$471,291	16.34%	\$394,287

Carryover Status

Fiscal Year	Allocation	Expenditures	Carryover Amount	Carryover %	Carryover Threshold %	Locked
2023-24	\$425,612	\$31,325	\$394,287	 92.64%	80%	-

Additional Comments

Not Entered

Sierra Co. Office of Education

2023-24 Q1

Submitted by Wendy Jackson

Approved by Mitch Rosin

Object Code	Year to Date (YTD) Expenditure	YTD Forecast	% Expended of YTD Forecast	Project Budget	% Expended of Project Budget	Budget Remaining
1000 - Instructional Salaries	\$34,253	\$29,019	118.04%	\$145,095	23.61%	\$110,842
2000 - Non-Instructional Salaries	\$0	\$6,600	0%	\$33,000	0%	\$33,000
3000 - Employee Benefits	\$9,402	\$17,997	52.24%	\$89,983	10.45%	\$80,581
4000 - Supplies and Materials	\$680	\$1,300	52.31%	\$6,500	10.46%	\$5,820
5000 - Other Operating Expenses and Services	\$3,520	\$6,566	53.61%	\$32,828	10.72%	\$29,308
6000 - Capital Outlay	\$11,245	\$16,000	70.28%	\$80,000	14.06%	\$68,755
7000 - Other Outgo	\$0	\$0	100%	\$0	100%	\$0
Indirect Costs	\$0	\$2,837	0%	\$14,187	0%	\$14,187
Totals	\$59,100	\$80,319	73.58%	\$401,593	! 14.72%	\$342,493

Carryover Status

Fiscal Year	Allocation	Expenditures	Carryover Amount	Carryover %	Carryover Threshold %	Locked
2023-24	\$298,173	-\$44,320	\$298,173	! 100%	80%	-

Additional Comments

Not Entered



California
Community
Colleges

NOVA
PLAN. INVEST. TRACK.

2023 © California Community Colleges
NOVA Site Version: 6.5.16