

16 Feather River Adult Education Consortium

Feather River CCD  
2023-24 Q2

Submitted by Derek Lerch FRC

Approved by Mitch Rosin


Object Code	Year to Date (YTD) Expenditure	YTD Forecast	% Expended of YTD Forecast	Project Budget	% Expended of Project Budget	Budget Remaining
1000 - Instructional Salaries	\$60,079	\$40,395	148.73%	\$134,650	44.62%	\$74,571
2000 - Non-Instructional Salaries	\$2,182	\$3,480	62.7%	\$11,600	18.81%	\$9,418
3000 - Employee Benefits	\$6,097	\$4,860	125.45%	\$16,200	37.64%	\$10,103
4000 - Supplies and Materials	\$9,585	\$10,469	91.56%	\$34,896	27.47%	\$25,311
5000 - Other Operating Expenses and Services	\$24,258	\$21,180	114.53%	\$70,600	34.36%	\$46,342
6000 - Capital Outlay	\$0	\$0	100%	\$0	100%	\$0
7000 - Other Outgo	\$0	\$21,027	0%	\$70,091	0%	\$70,091
Indirect Costs	\$4,185	\$4,425	94.58%	\$14,750	28.37%	\$10,565
<b>Totals</b>	<b>\$106,386</b>	<b>\$105,836</b>	<b>100.52%</b>	<b>\$352,787</b>	<b>30.16%</b>	<b>\$246,401</b>

Member Carryover Compliance Status

**Description:** The Member Carryover Compliance Status table shows how the member's spending is tracking against the allocations for the displayed fiscal year(s) based on expenditures entered as of the time of viewing.

**Expenditures:** A negative value indicates that current fiscal year spending has not begun, as there are still unused funds from previous fiscal years.

**Carryover Amount & Carryover %:** If current fiscal year spending has not yet begun (a negative Expenditures amount), Carryover Amount will remain equal to Allocation and Carryover % will remain 100%.

Fiscal Year	Allocation	Expenditures	Carryover Amount	Carryover %	Carryover Threshold %	Locked
2023-24	\$260,504	\$14,103	\$246,401	 94.59%	60%	-

Corrective Action Plan \*

Expenditures are proceeding according to plans, FRCCD is on track to meet its spending goals.

**Additional Comments**

Not Entered

**Allocation Year 2021-22 Closeout**

I have reviewed the fiscal reports for my agency and confirmed that all funds for this allocation year have been spent.

**2021-22 Reverted Funds:**

\$0

**Plumas Co. Office of Education**

2023-24 Q2

Submitted by Steven Dutton

Approved by Mitch Rosin


Object Code	Year to Date (YTD) Expenditure	YTD Forecast	% Expended of YTD Forecast	Project Budget	% Expended of Project Budget	Budget Remaining
1000 - Instructional Salaries	\$0	\$0	100%	\$0	100%	\$0
2000 - Non-Instructional Salaries	\$1,570	\$942	166.67%	\$3,140	50%	\$1,570
3000 - Employee Benefits	\$166	\$101	163.71%	\$338	49.11%	\$172
4000 - Supplies and Materials	\$0	\$75	0%	\$251	0%	\$251
5000 - Other Operating Expenses and Services	\$9,577	\$5,550	172.56%	\$18,500	51.77%	\$8,923
6000 - Capital Outlay	\$0	\$0	100%	\$0	100%	\$0
7000 - Other Outgo	\$0	\$0	100%	\$0	100%	\$0
Indirect Costs	\$554	\$333	166.37%	\$1,110	49.91%	\$556
<b>Totals</b>	<b>\$11,867</b>	<b>\$7,002</b>	<b>169.49%</b>	<b>\$23,339</b>	<b>50.85%</b>	<b>\$11,472</b>

**Member Carryover Compliance Status**

**Description:** The Member Carryover Compliance Status table shows how the member's spending is tracking against the allocations for the displayed fiscal year(s) based on expenditures entered as of the time of viewing.

**Expenditures:** A negative value indicates that current fiscal year spending has not begun, as there are still unused funds from previous fiscal years.

**Carryover Amount & Carryover %:** If current fiscal year spending has not yet begun (a negative Expenditures amount), Carryover Amount will remain equal to Allocation and Carryover % will remain 100%.

Fiscal Year	Allocation	Expenditures	Carryover Amount	Carryover %	Carryover Threshold %	Locked
2023-24	\$14,790	\$3,318	\$11,472	 77.57%	60%	-

**Corrective Action Plan \***

Year-long expenses in the 5000s will continue to use a large portion of the carryover.

**Additional Comments**

Not Entered

**Allocation Year 2021-22 Closeout**

I have reviewed the fiscal reports for my agency and confirmed that all funds for this allocation year have been spent.

**2021-22 Reverted Funds:**  
\$0

**Plumas Unified**  
**2023-24 Q2**

Submitted by Steven Dutton

Approved by Mitch Rosin


Object Code	Year to Date (YTD) Expenditure	YTD Forecast	% Expended of YTD Forecast	Project Budget	% Expended of Project Budget	Budget Remaining
1000 - Instructional Salaries	\$90,581	\$70,757	128.02%	\$235,856	38.41%	\$145,275
2000 - Non-Instructional Salaries	\$0	\$0	100%	\$0	100%	\$0
3000 - Employee Benefits	\$32,980	\$25,500	129.33%	\$85,000	38.8%	\$52,020
4000 - Supplies and Materials	\$1,759	\$15,900	11.06%	\$53,000	3.32%	\$51,241
5000 - Other Operating Expenses and Services	\$33,494	\$22,500	148.86%	\$75,000	44.66%	\$41,506
6000 - Capital Outlay	\$0	\$0	100%	\$0	100%	\$0
7000 - Other Outgo	\$0	\$0	100%	\$0	100%	\$0
Indirect Costs	\$7,941	\$6,731	117.99%	\$22,435	35.4%	\$14,494
<b>Totals</b>	<b>\$166,755</b>	<b>\$141,387</b>	<b>117.94%</b>	<b>\$471,291</b>	<b>35.38%</b>	<b>\$304,536</b>

### Member Carryover Compliance Status

**Description:** The Member Carryover Compliance Status table shows how the member's spending is tracking against the allocations for the displayed fiscal year(s) based on expenditures entered as of the time of viewing.

**Expenditures:** A negative value indicates that current fiscal year spending has not begun, as there are still unused funds from previous fiscal years.

**Carryover Amount & Carryover %:** If current fiscal year spending has not yet begun (a negative Expenditures amount), Carryover Amount will remain equal to Allocation and Carryover % will remain 100%.

Fiscal Year	Allocation	Expenditures	Carryover Amount	Carryover %	Carryover Threshold %	Locked
2023-24	\$425,612	\$121,076	\$304,536	 71.55%	60%	-

#### Corrective Action Plan \*

CTE classes starting in March will use funds to bring down the carryover %.

#### Additional Comments

Not Entered

### Allocation Year 2021-22 Closeout

I have reviewed the fiscal reports for my agency and confirmed that all funds for this allocation year have been spent.

**2021-22 Reverted Funds:**

\$0

## Sierra Co. Office of Education

2023-24 Q2

Submitted by Wendy Jackson

Approved by Mitch Rosin

Object Code	Year to Date (YTD) Expenditure	YTD Forecast	% Expended of YTD Forecast	Project Budget	% Expended of Project Budget	Budget Remaining
1000 - Instructional Salaries	\$67,349	\$58,038	116.04%	\$145,095	46.42%	\$77,746
2000 - Non-Instructional Salaries	\$3,572	\$13,200	27.06%	\$33,000	10.82%	\$29,428
3000 - Employee Benefits	\$18,804	\$35,993	52.24%	\$89,983	20.9%	\$71,179
4000 - Supplies and Materials	\$1,360	\$2,600	52.31%	\$6,500	20.92%	\$5,140
5000 - Other Operating Expenses and Services	\$11,697	\$13,131	89.08%	\$32,828	35.63%	\$21,131
6000 - Capital Outlay	\$11,245	\$32,000	35.14%	\$80,000	14.06%	\$68,755
7000 - Other Outgo	\$0	\$0	100%	\$0	100%	\$0
Indirect Costs	\$0	\$5,675	0%	\$14,187	0%	\$14,187
<b>Totals</b>	<b>\$114,027</b>	<b>\$160,637</b>	<b>70.98%</b>	<b>\$401,593</b>	<b>28.39%</b>	<b>\$287,566</b>

**Member Carryover Compliance Status**

**Description:** The Member Carryover Compliance Status table shows how the member's spending is tracking against the allocations for the displayed fiscal year(s) based on expenditures entered as of the time of viewing.

**Expenditures:** A negative value indicates that current fiscal year spending has not begun, as there are still unused funds from previous fiscal years.

**Carryover Amount & Carryover %:** If current fiscal year spending has not yet begun (a negative Expenditures amount), Carryover Amount will remain equal to Allocation and Carryover % will remain 100%.

Fiscal Year	Allocation	Expenditures	Carryover Amount	Carryover %	Carryover Threshold %	Locked
2023-24	\$298,173	\$10,607	\$287,566	<b>96.44%</b>	60%	-

**Corrective Action Plan \***

The work on the new building has not been started so the encumbered amounts have not been expensed. When the work begins and invoices are provided the funds will be dispersed as appropriate

**Additional Comments**

Not Entered

**Allocation Year 2021-22 Closeout**

I have reviewed the fiscal reports for my agency and confirmed that all funds for this allocation year have been spent.

**2021-22 Reverted Funds:**

\$0



California  
Community  
Colleges



2024 © California Community Colleges

NOVA Site Version: 6.6