




18 Gavilan Regional Adult Career and Education Services

Consortium Summary | Total Expenditures: \$328,384 Total Allocation: \$1,768,726 Total Carryover: \$1,440,342
(81.43%) Carryover Compliance 

Gavilan Joint CCD 2023-24 Q2

Submitted by Susan Sweeney

Approved by Rosio Pedroso


Object Code	Year to Date (YTD) Expenditure	YTD Forecast	% Expended of YTD Forecast	Project Budget	% Expended of Project Budget	Budget Remaining
1000 - Instructional Salaries	\$53,082	\$73,702	72.02%	\$147,403	36.01%	\$94,321
2000 - Non-Instructional Salaries	\$72,216	\$189,027	38.2%	\$378,054	19.1%	\$305,838
3000 - Employee Benefits	\$43,570	\$73,000	59.69%	\$145,999	29.84%	\$102,429
4000 - Supplies and Materials	\$800	\$11,350	7.05%	\$22,700	3.52%	\$21,900
5000 - Other Operating Expenses and Services	\$3,950	\$20,500	19.27%	\$41,000	9.63%	\$37,050
6000 - Capital Outlay	\$5,432	\$250	2,172.8%	\$500	1,086.4%	 -\$4,932
7000 - Other Outgo	\$0	\$32,999	0%	\$65,998	0%	\$65,998
Indirect Costs	\$0	\$20,000	0%	\$40,000	0%	\$40,000
Totals	\$179,050	\$420,827	42.55%	\$841,654	 21.27%	\$662,604

Member Carryover Compliance Status

Description: The Member Carryover Compliance Status table shows how the member's spending is tracking against the allocations for the displayed fiscal year(s) based on expenditures entered as of the time of viewing.

Expenditures: A negative value indicates that current fiscal year spending has not begun, as there are still unused funds from previous fiscal years.

Carryover Amount & Carryover %: If current fiscal year spending has not yet begun (a negative Expenditures amount), Carryover Amount will remain equal to Allocation and Carryover % will remain 100%.

Fiscal Year	Allocation	Expenditures	Carryover Amount	Carryover %	Carryover Threshold %	Locked
2023-24	\$689,803	\$27,199	\$662,604	 96.06%	60%	-

Corrective Action Plan *

Gavilan College will hire a director of adult and continuing education to help sustain and grow the program, expected to start May to June (approximately 78K with benefits). Students are struggling with the admissions and records system. We are assigning a dedicated staff (40% time) to focus on our students (\$25K) and the registration and admissions process. Further, the ESL counselor will provide additional outreach to potential and current students (\$20K). Finally, to meet the increasing enrollment and consequently assessment needs, Gavilan College will convert a lab room into a high flex center. The new room will serve a dual purpose: additional ESL classroom space and CASAS assessment center. The college will upgrade the classroom monitor and audio systems by installing state of the art cameras, audio system and classroom monitors that allows hybrid ESL classes to have a more seamless experience for both in-person and online students. CAEP funding will support upgrading the desks to enable them to convert from assessment to classroom desks (the monitors will descend into the desk converting them into "regular" desks for classroom use). Additional assessment equipment such as new monitors, iPads that can be checked out for online assessments and headphones will be purchased (\$100K). Total expenditures totaling \$200,000.

Additional Comments

Not Entered

Allocation Year 2021-22 Closeout

I have reviewed the fiscal reports for my agency and confirmed that all funds for this allocation year have been spent.

2021-22 Reverted Funds:

\$0

**Gilroy Unified
2023-24 Q2**

Submitted by Greg Camacho-Light

Approved by Rosio Pedroso

Object Code	Year to Date (YTD) Expenditure	YTD Forecast	% Expended of YTD Forecast	Project Budget	% Expended of Project Budget	Budget Remaining
1000 - Instructional Salaries	\$108,600	\$75,698	143.46%	\$216,280	50.21%	\$107,680
2000 - Non-Instructional Salaries	\$19,006	\$10,211	186.14%	\$29,173	65.15%	\$10,167
3000 - Employee Benefits	\$34,271	\$17,500	195.83%	\$50,000	68.54%	\$15,729
4000 - Supplies and Materials	\$759	\$8,750	8.67%	\$25,000	3.04%	\$24,241
5000 - Other Operating Expenses and Services	\$2,286	\$1,750	130.63%	\$5,000	45.72%	\$2,714
6000 - Capital Outlay	\$0	\$0	100%	\$0	100%	\$0
7000 - Other Outgo	\$0	\$0	100%	\$0	100%	\$0
Indirect Costs	\$349	\$3,500	9.97%	\$10,000	3.49%	\$9,651
Totals	\$165,271	\$117,409	140.77%	\$335,453	49.27%	\$170,182

Member Carryover Compliance Status

Description: The Member Carryover Compliance Status table shows how the member's spending is tracking against the allocations for the displayed fiscal year(s) based on expenditures entered as of the time of viewing.

Expenditures: A negative value indicates that current fiscal year spending has not begun, as there are still unused funds from previous fiscal years.

Carryover Amount & Carryover %: If current fiscal year spending has not yet begun (a negative Expenditures amount), Carryover Amount will remain equal to Allocation and Carryover % will remain 100%.

Fiscal Year	Allocation	Expenditures	Carryover Amount	Carryover %	Carryover Threshold %	Locked
2023-24	\$336,058	\$165,271	\$170,787	50.82%	60%	-

Additional Comments

Not Entered

Allocation Year 2021-22 Closeout


I have reviewed the fiscal reports for my agency and confirmed that all funds for this allocation year have been spent.

2021-22 Reverted Funds:
\$0

Morgan Hill Unified 2023-24 Q2

Submitted by Abel DeLeon

Approved by Rosio Pedroso


Object Code	Year to Date (YTD) Expenditure	YTD Forecast	% Expended of YTD Forecast	Project Budget	% Expended of Project Budget	Budget Remaining
1000 - Instructional Salaries	\$121,022	\$86,959	139.17%	\$144,932	83.5%	\$23,910
2000 - Non-Instructional Salaries	\$65,447	\$203,731	32.12%	\$339,552	19.27%	\$274,105
3000 - Employee Benefits	\$67,084	\$104,552	64.16%	\$174,253	38.5%	\$107,169
4000 - Supplies and Materials	\$46,824	\$74,147	63.15%	\$123,579	37.89%	\$76,755
5000 - Other Operating Expenses and Services	\$145,518	\$60,728	239.62%	\$101,213	143.77%	 -\$44,305
6000 - Capital Outlay	\$0	\$0	100%	\$0	100%	\$0
7000 - Other Outgo	\$0	\$0	100%	\$0	100%	\$0
Indirect Costs	\$0	\$27,304	0%	\$45,506	0%	\$45,506
Totals	\$445,895	\$557,421	79.99%	\$929,035	48%	\$483,140

Member Carryover Compliance Status

Description: The Member Carryover Compliance Status table shows how the member's spending is tracking against the allocations for the displayed fiscal year(s) based on expenditures entered as of the time of viewing.

Expenditures: A negative value indicates that current fiscal year spending has not begun, as there are still unused funds from previous fiscal years.

Carryover Amount & Carryover %: If current fiscal year spending has not yet begun (a negative Expenditures amount), Carryover Amount will remain equal to Allocation and Carryover % will remain 100%.

Fiscal Year	Allocation	Expenditures	Carryover Amount	Carryover %	Carryover Threshold %	Locked
2023-24	\$619,054	\$135,914	\$483,140	 78.04%	60%	-

Corrective Action Plan *

MHCAS will move forward with the following plan to expend 22-23 carryover amount that totals \$151, 981. Items to be purchased include, but are not limited to: 1.) HiSET Materials \$5,017.53, 2.) ESL Curriculum-Stand Out (4th Edition)-6 class sets \$8,000, 3.) HSD Curriculum Materials \$5,000, 4.) HiSet/ ESL Tutoring Program- Classroom Assistants, \$15,292 (2 paraeducators salary + benefits) [CAEP Obj. 1, Act. 1] 5.) CAEP Conference \$8,000 (4 staff members) [CAEP Obj. 2, Obj. 3]. 6.) Marketing materials

to increase enrollment fliers, catalog, surveys, catalog, postcards, signage AND postage \$16,126 (fall,) [CAEP Obj 2, Act. 2] 7.) Capital outlay--(Wellness Center Space)\$27,046 (CAEP Obj. 1, Act. 1) Repairing vacant room in North Building (server room) for Wellness Center 8.) Hanover Needs Assessment Survey, \$67,500

Additional Comments

Not Entered

Allocation Year 2021-22 Closeout

I have reviewed the fiscal reports for my agency and confirmed that all funds for this allocation year have been spent.

2021-22 Reverted Funds:

\$0

**San Benito High
2023-24 Q2**

Submitted by Claire Grissom

Approved by Rosio Pedrosa


Object Code	Year to Date (YTD) Expenditure	YTD Forecast	% Expended of YTD Forecast	Project Budget	% Expended of Project Budget	Budget Remaining
1000 - Instructional Salaries	\$8,753	\$22,431	39.02%	\$44,861	19.51%	\$36,108
2000 - Non-Instructional Salaries	\$12,400	\$26,000	47.69%	\$52,000	23.85%	\$39,600
3000 - Employee Benefits	\$9,112	\$19,500	46.73%	\$39,000	23.36%	\$29,888
4000 - Supplies and Materials	\$21,792	\$36,500	59.7%	\$73,000	29.85%	\$51,208
5000 - Other Operating Expenses and Services	\$1,894	\$15,000	12.63%	\$30,000	6.31%	\$28,106
6000 - Capital Outlay	\$0	\$0	100%	\$0	100%	\$0
7000 - Other Outgo	\$0	\$0	100%	\$0	100%	\$0
Indirect Costs	\$6,500	\$6,500	100%	\$13,000	50%	\$6,500
Totals	\$60,451	\$125,931	48%	\$251,861	! 24%	\$191,410

Member Carryover Compliance Status

Description: The Member Carryover Compliance Status table shows how the member's spending is tracking against the allocations for the displayed fiscal year(s) based on expenditures entered as of the time of viewing.

Expenditures: A negative value indicates that current fiscal year spending has not begun, as there are still unused funds from previous fiscal years.

Carryover Amount & Carryover %: If current fiscal year spending has not yet begun (a negative Expenditures amount), Carryover Amount will remain equal to Allocation and Carryover % will remain 100%.

Fiscal Year	Allocation	Expenditures	Carryover Amount	Carryover %	Carryover Threshold %	Locked
2023-24	\$123,811	-\$67,599	\$123,811	 100%	60%	-

Corrective Action Plan *

Hire counseling staff to assist students in pursuing their goals during and after their completion of the Adult Ed program as well as checking in on students who have registered and not shown up to class or others who have started but not completed their diploma. Continue to support the new Welding course open to Adult Ed students. Graduation ceremony will take a larger sum of money.

Additional Comments

Not Entered

Allocation Year 2021-22 Closeout

I have reviewed the fiscal reports for my agency and confirmed that all funds for this allocation year have been spent.

2021-22 Reverted Funds:

\$0



California
Community
Colleges



2024 © California Community Colleges

NOVA Site Version: 6.7.1