


## 21 Salinas Valley Adult Education Consortium

Consortium Summary | Total Expenditures: **\$2,045,572** Total Allocation: **\$4,510,809** Total Carryover: **\$2,465,237**  
**(54.65%)** Carryover Compliance 

### Gonzales Unified 2023-24 Q2

Submitted by Joannie Lumbrá

Approved by Ivan Pagan

Object Code	Year to Date (YTD) Expenditure	YTD Forecast	% Expended of YTD Forecast	Project Budget	% Expended of Project Budget	Budget Remaining
1000 - Instructional Salaries	\$126,610	\$128,899	98.22%	\$257,797	49.11%	\$131,187
2000 - Non-Instructional Salaries	\$182	\$2,096	8.68%	\$4,192	4.34%	\$4,010
3000 - Employee Benefits	\$41,793	\$46,049	90.76%	\$92,097	45.38%	\$50,304
4000 - Supplies and Materials	\$18,423	\$24,420	75.44%	\$48,839	37.72%	\$30,416
5000 - Other Operating Expenses and Services	\$20,490	\$24,148	84.85%	\$48,296	42.43%	\$27,806
6000 - Capital Outlay	\$0	\$0	100%	\$0	100%	\$0
7000 - Other Outgo	\$0	\$0	100%	\$0	100%	\$0
Indirect Costs	\$0	\$11,281	0%	\$22,561	0%	\$22,561
<b>Totals</b>	<b>\$207,498</b>	<b>\$236,891</b>	<b>87.59%</b>	<b>\$473,782</b>	<b>43.8%</b>	<b>\$266,284</b>

#### Member Carryover Compliance Status

**Description:** The Member Carryover Compliance Status table shows how the member's spending is tracking against the allocations for the displayed fiscal year(s) based on expenditures entered as of the time of viewing.

**Expenditures:** A negative value indicates that current fiscal year spending has not begun, as there are still unused funds from previous fiscal years.

**Carryover Amount & Carryover %:** If current fiscal year spending has not yet begun (a negative Expenditures amount), Carryover Amount will remain equal to Allocation and Carryover % will remain 100%.

Fiscal Year	Allocation	Expenditures	Carryover Amount	Carryover %	Carryover Threshold %	Locked
2023-24	\$473,782	\$207,498	\$266,284	56.2%	60%	-

**Additional Comments**

We need to update the budget to reflect some classified positions are being funded out of WIOA, instead of CAEP. I'm emailing the reports for review.

**Allocation Year 2021-22 Closeout**

I have reviewed the fiscal reports for my agency and confirmed that all funds for this allocation year have been spent.

**2021-22 Reverted Funds:**

\$0

**Hartnell CCD  
2023-24 Q2**

Submitted by Ivan Pagan

Approved by Ivan Pagan

Object Code	Year to Date (YTD) Expenditure	YTD Forecast	% Expended of YTD Forecast	Project Budget	% Expended of Project Budget	Budget Remaining
1000 - Instructional Salaries	\$67,016	\$79,390	84.41%	\$158,780	42.21%	\$91,764
2000 - Non-Instructional Salaries	\$147,185	\$146,020	100.8%	\$292,039	50.4%	\$144,854
3000 - Employee Benefits	\$116,890	\$119,338	97.95%	\$238,676	48.97%	\$121,786
4000 - Supplies and Materials	\$292	\$6,750	4.33%	\$13,500	2.16%	\$13,208
5000 - Other Operating Expenses and Services	\$33,952	\$39,697	85.53%	\$79,394	42.76%	\$45,442
6000 - Capital Outlay	\$0	\$0	100%	\$0	100%	\$0
7000 - Other Outgo	\$8,750	\$12,852	68.09%	\$25,703	34.04%	\$16,953
Indirect Costs	\$9,516	\$19,984	47.62%	\$39,968	23.81%	\$30,452
<b>Totals</b>	<b>\$383,601</b>	<b>\$424,030</b>	<b>90.47%</b>	<b>\$848,060</b>	<b>45.23%</b>	<b>\$464,459</b>

**Member Carryover Compliance Status**

**Description:** The Member Carryover Compliance Status table shows how the member's spending is tracking against the allocations for the displayed fiscal year(s) based on expenditures entered as of the time of viewing.

**Expenditures:** A negative value indicates that current fiscal year spending has not begun, as there are still unused funds from previous fiscal years.

**Carryover Amount & Carryover %:** If current fiscal year spending has not yet begun (a negative Expenditures amount), Carryover Amount will remain equal to Allocation and Carryover % will remain 100%.

Fiscal Year	Allocation	Expenditures	Carryover Amount	Carryover %	Carryover Threshold %	Locked
2023-24	\$820,516	\$356,057	\$464,459	56.61%	60%	-

**Additional Comments**

Not Entered

**Allocation Year 2021-22 Closeout**

I have reviewed the fiscal reports for my agency and confirmed that all funds for this allocation year have been spent.

**2021-22 Reverted Funds:**

\$0

**Monterey Co. Office of Education  
2023-24 Q2**

Submitted by Telisa Rios

Approved by Ivan Pagan

Object Code	Year to Date (YTD) Expenditure	YTD Forecast	% Expended of YTD Forecast	Project Budget	% Expended of Project Budget	Budget Remaining
1000 - Instructional Salaries	\$73,946	\$74,491	99.27%	\$148,981	49.63%	\$75,035
2000 - Non-Instructional Salaries	\$57,319	\$63,338	90.5%	\$126,675	45.25%	\$69,356
3000 - Employee Benefits	\$66,397	\$69,455	95.6%	\$138,909	47.8%	\$72,512
4000 - Supplies and Materials	\$7,952	\$11,135	71.41%	\$22,270	35.71%	\$14,318
5000 - Other Operating Expenses and Services	\$2,002	\$14,590	13.72%	\$29,179	6.86%	\$27,177
6000 - Capital Outlay	\$38,778	\$19,389	200%	\$38,778	100%	\$0
7000 - Other Outgo	\$0	\$0	100%	\$0	100%	\$0
Indirect Costs	\$10,380	\$11,650	89.1%	\$23,300	44.55%	\$12,920
<b>Totals</b>	<b>\$256,774</b>	<b>\$264,046</b>	<b>97.25%</b>	<b>\$528,092</b>	<b>48.62%</b>	<b>\$271,318</b>

### Member Carryover Compliance Status

**Description:** The Member Carryover Compliance Status table shows how the member's spending is tracking against the allocations for the displayed fiscal year(s) based on expenditures entered as of the time of viewing.

**Expenditures:** A negative value indicates that current fiscal year spending has not begun, as there are still unused funds from previous fiscal years.

**Carryover Amount & Carryover %:** If current fiscal year spending has not yet begun (a negative Expenditures amount), Carryover Amount will remain equal to Allocation and Carryover % will remain 100%.

Fiscal Year	Allocation	Expenditures	Carryover Amount	Carryover %	Carryover Threshold %	Locked
2023-24	\$528,092	\$256,774	\$271,318	51.38%	60%	-

#### Additional Comments

Q1 & Q2 Expenses 23-24

### Allocation Year 2021-22 Closeout

I have reviewed the fiscal reports for my agency and confirmed that all funds for this allocation year have been spent.

**2021-22 Reverted Funds:**

\$0

## North Monterey County Unified 2023-24 Q2

Submitted by Sandra Cuevas

Approved by Ivan Pagan


Object Code	Year to Date (YTD) Expenditure	YTD Forecast	% Expended of YTD Forecast	Project Budget	% Expended of Project Budget	Budget Remaining
1000 - Instructional Salaries	\$77,032	\$87,049	88.49%	\$217,622	35.4%	\$140,590
2000 - Non-Instructional Salaries	\$45,243	\$34,257	132.07%	\$85,642	52.83%	\$40,399
3000 - Employee Benefits	\$44,218	\$41,703	106.03%	\$104,257	42.41%	\$60,039
4000 - Supplies and Materials	\$10,413	\$7,370	141.28%	\$18,426	56.51%	\$8,013
5000 - Other Operating Expenses and Services	\$31,206	\$14,280	218.53%	\$35,700	87.41%	\$4,494
6000 - Capital Outlay	\$0	\$0	100%	\$0	100%	\$0
7000 - Other Outgo	\$0	\$0	100%	\$0	100%	\$0
Indirect Costs	\$0	\$9,233	0%	\$23,082	0%	\$23,082
<b>Totals</b>	<b>\$208,112</b>	<b>\$193,892</b>	<b>107.33%</b>	<b>\$484,729</b>	<b>42.93%</b>	<b>\$276,617</b>

**Member Carryover Compliance Status**

**Description:** The Member Carryover Compliance Status table shows how the member's spending is tracking against the allocations for the displayed fiscal year(s) based on expenditures entered as of the time of viewing.

**Expenditures:** A negative value indicates that current fiscal year spending has not begun, as there are still unused funds from previous fiscal years.

**Carryover Amount & Carryover %:** If current fiscal year spending has not yet begun (a negative Expenditures amount), Carryover Amount will remain equal to Allocation and Carryover % will remain 100%.

Fiscal Year	Allocation	Expenditures	Carryover Amount	Carryover %	Carryover Threshold %	Locked
2023-24	\$445,793	\$169,176	\$276,617	 62.05%	60%	-

**Corrective Action Plan \***

Spending for FY 23-24 is in progress.

**Additional Comments**

Not Entered

**Allocation Year 2021-22 Closeout**

I have reviewed the fiscal reports for my agency and confirmed that all funds for this allocation year have been spent.

**2021-22 Reverted Funds:**

\$0

## Salinas Union High 2023-24 Q2

Submitted by Reyanna Flores

Approved by Ivan Pagan

Object Code	Year to Date (YTD) Expenditure	YTD Forecast	% Expended of YTD Forecast	Project Budget	% Expended of Project Budget	Budget Remaining
1000 - Instructional Salaries	\$329,667	\$351,395	93.82%	\$702,790	46.91%	\$373,123
2000 - Non-Instructional Salaries	\$180,648	\$190,074	95.04%	\$380,147	47.52%	\$199,499
3000 - Employee Benefits	\$236,848	\$255,848	92.57%	\$511,696	46.29%	\$274,848
4000 - Supplies and Materials	\$986	\$2,025	48.69%	\$4,050	24.35%	\$3,064
5000 - Other Operating Expenses and Services	\$27,580	\$18,288	150.81%	\$36,575	75.41%	\$8,995
6000 - Capital Outlay	\$0	\$0	100%	\$0	100%	\$0
7000 - Other Outgo	\$0	\$0	100%	\$0	100%	\$0
Indirect Costs	\$31,107	\$32,787	94.88%	\$65,574	47.44%	\$34,467
<b>Totals</b>	<b>\$806,836</b>	<b>\$850,416</b>	<b>94.88%</b>	<b>\$1,700,832</b>	<b>47.44%</b>	<b>\$893,996</b>

### Member Carryover Compliance Status

**Description:** The Member Carryover Compliance Status table shows how the member's spending is tracking against the allocations for the displayed fiscal year(s) based on expenditures entered as of the time of viewing.

**Expenditures:** A negative value indicates that current fiscal year spending has not begun, as there are still unused funds from previous fiscal years.

**Carryover Amount & Carryover %:** If current fiscal year spending has not yet begun (a negative Expenditures amount), Carryover Amount will remain equal to Allocation and Carryover % will remain 100%.

Fiscal Year	Allocation	Expenditures	Carryover Amount	Carryover %	Carryover Threshold %	Locked
2023-24	\$1,700,831	\$806,835	\$893,996	52.56%	60%	-

### Additional Comments

Not Entered

## Allocation Year 2021-22 Closeout

I have reviewed the fiscal reports for my agency and confirmed that all funds for this allocation year have been spent.

**2021-22 Reverted Funds:**

\$0

## Soledad Unified 2023-24 Q2

Submitted by Francisco Pinedo Jr

Approved by Ivan Pagan

Object Code	Year to Date (YTD) Expenditure	YTD Forecast	% Expended of YTD Forecast	Project Budget	% Expended of Project Budget	Budget Remaining
1000 - Instructional Salaries	\$80,692	\$43,108	187.19%	\$143,693	56.16%	\$63,001
2000 - Non-Instructional Salaries	\$54,087	\$27,198	198.86%	\$90,660	59.66%	\$36,573
3000 - Employee Benefits	\$39,901	\$25,592	155.91%	\$85,306	46.77%	\$45,405
4000 - Supplies and Materials	\$12,200	\$5,599	217.89%	\$18,664	65.37%	\$6,464
5000 - Other Operating Expenses and Services	\$18,280	\$6,435	284.08%	\$21,449	85.23%	\$3,169
6000 - Capital Outlay	\$0	\$0	100%	\$0	100%	\$0
7000 - Other Outgo	\$0	\$0	100%	\$0	100%	\$0
Indirect Costs	\$6,067	\$5,360	113.19%	\$17,867	33.96%	\$11,800
<b>Totals</b>	<b>\$211,227</b>	<b>\$113,292</b>	<b>186.45%</b>	<b>\$377,639</b>	<b>55.93%</b>	<b>\$166,412</b>

### Member Carryover Compliance Status

**Description:** The Member Carryover Compliance Status table shows how the member's spending is tracking against the allocations for the displayed fiscal year(s) based on expenditures entered as of the time of viewing.

**Expenditures:** A negative value indicates that current fiscal year spending has not begun, as there are still unused funds from previous fiscal years.

**Carryover Amount & Carryover %:** If current fiscal year spending has not yet begun (a negative Expenditures amount), Carryover Amount will remain equal to Allocation and Carryover % will remain 100%.

Fiscal Year	Allocation	Expenditures	Carryover Amount	Carryover %	Carryover Threshold %	Locked
2023-24	\$375,212	\$208,800	\$166,412	44.35%	60%	-

**Additional Comments**

Q2 Reporting

### Allocation Year 2021-22 Closeout

I have reviewed the fiscal reports for my agency and confirmed that all funds for this allocation year have been spent.

**2021-22 Reverted Funds:**

\$0

## South Monterey County Joint Union High 2023-24 Q2

Submitted by Paige Leebrick South Monterey County Joint Union High School District

Approved by Ivan Pagan

Object Code	Year to Date (YTD) Expenditure	YTD Forecast	% Expended of YTD Forecast	Project Budget	% Expended of Project Budget	Budget Remaining
1000 - Instructional Salaries	\$24,048	\$26,914	89.35%	\$76,896	31.27%	\$52,848
2000 - Non-Instructional Salaries	\$14,656	\$11,129	131.69%	\$31,798	46.09%	\$17,142
3000 - Employee Benefits	\$8,163	\$8,989	90.81%	\$25,683	31.78%	\$17,520
4000 - Supplies and Materials	\$841	\$688	122.28%	\$1,965	42.8%	\$1,124
5000 - Other Operating Expenses and Services	\$4,800	\$12,083	39.72%	\$34,524	13.9%	\$29,724
6000 - Capital Outlay	\$0	\$0	100%	\$0	100%	\$0
7000 - Other Outgo	\$0	\$0	100%	\$0	100%	\$0
Indirect Costs	\$0	\$2,728	0%	\$7,793	0%	\$7,793
<b>Totals</b>	<b>\$52,508</b>	<b>\$62,531</b>	<b>83.97%</b>	<b>\$178,659</b>	<b>29.39%</b>	<b>\$126,151</b>


**Member Carryover Compliance Status**

**Description:** The Member Carryover Compliance Status table shows how the member's spending is tracking against the allocations for the displayed fiscal year(s) based on expenditures entered as of the time of viewing.



**Expenditures:** A negative value indicates that current fiscal year spending has not begun, as there are still unused funds from previous fiscal years.

**Carryover Amount & Carryover %:** If current fiscal year spending has not yet begun (a negative Expenditures amount), Carryover Amount will remain equal to Allocation and Carryover % will remain 100%.

Fiscal Year	Allocation	Expenditures	Carryover Amount	Carryover %	Carryover Threshold %	Locked
2023-24	\$166,583	\$40,432	\$126,151	 75.73%	60%	-

**Corrective Action Plan \***

We will be allocating a majority of our funding during the 3rd and 4th quarters. We have software licensing and several other outstanding invoices to pay.

**Additional Comments**

Not Entered

**Allocation Year 2021-22 Closeout**

I have reviewed the fiscal reports for my agency and confirmed that all funds for this allocation year have been spent.

**2021-22 Reverted Funds:**

\$0



California  
Community  
Colleges



2024 © California Community Colleges

NOVA Site Version: 6.6