

California Adult Education Program
Fiscal Reporting

Produced: Oct 2, 2023, 09:50 PM UTC - By DENISE CABANILLA

22 Imperial County Adult Education Consortium

Brawley Union High 2022-23 Q4

Submitted by Mr. Antonio Munguia 3125100

Approved by MRS. DENISE CABANILLA

Object Code	Year to Date (YTD) Expenditure	YTD Forecast	% Expended of YTD Forecast	Project Budget	% Expended of Project Budget	Budget Remaining
1000 - Instructional Salaries	\$27,366	\$12,250	223.4%	\$35,000	78.19%	\$7,634
2000 - Non-Instructional Salaries	\$12,119	\$7,000	173.13%	\$20,000	60.6%	\$7,881
3000 - Employee Benefits	\$9,928	\$4,900	202.61%	\$14,000	70.91%	\$4,072
4000 - Supplies and Materials	\$11,883	\$27,882	42.62%	\$79,663	14.92%	\$67,780
5000 - Other Operating Expenses and Services	\$8,951	\$0	100%	\$0	100%	! -\$8,951
6000 - Capital Outlay	\$11,503	\$0	100%	\$0	100%	! -\$11,503
7000 - Other Outgo	\$3,250	\$0	100%	\$0	100%	! -\$3,250
Indirect Costs	\$0	\$0	100%	\$0	100%	\$0
Totals	\$85,000	\$52,032	163.36%	\$148,663	! 57.18%	\$63,663

Additional Comments


Not Entered

✓ I certify that our agency did not exceed the allowed indirect rate as directed in the Adult Education Program Guidance.

Calexico Unified 2022-23 Q4

Submitted by Vianey Rubio

Approved by MRS. DENISE CABANILLA

Object Code	Year to Date (YTD) Expenditure	YTD Forecast	% Expended of YTD Forecast	Project Budget	% Expended of Project Budget	Budget Remaining
1000 - Instructional Salaries	\$168,974	\$33,709	501.28%	\$134,835	125.32%	 -\$34,139
2000 - Non-Instructional Salaries	\$62,760	\$15,200	412.89%	\$60,800	103.22%	 -\$1,960
3000 - Employee Benefits	\$107,279	\$28,310	378.94%	\$113,240	94.74%	\$5,961
4000 - Supplies and Materials	\$1,169	\$5,246	22.28%	\$20,985	5.57%	\$19,816
5000 - Other Operating Expenses and Services	\$78	\$2,600	3%	\$10,400	0.75%	\$10,322
6000 - Capital Outlay	\$0	\$0	100%	\$0	100%	\$0
7000 - Other Outgo	\$0	\$0	100%	\$0	100%	\$0
Indirect Costs	\$0	\$0	100%	\$0	100%	\$0
Totals	\$340,260	\$85,065	400%	\$340,260	100%	\$0

Additional Comments

Not Entered

✓ I certify that our agency did not exceed the allowed indirect rate as directed in the Adult Education Program Guidance.

Calipatria Unified
2022-23 Q4

Submitted by Rosa Medina

Approved by MRS. DENISE CABANILLA

Object Code	Year to Date (YTD) Expenditure	YTD Forecast	% Expended of YTD Forecast	Project Budget	% Expended of Project Budget	Budget Remaining
1000 - Instructional Salaries	\$12,839	\$13,838	92.78%	\$13,838	92.78%	\$999
2000 - Non-Instructional Salaries	\$4,186	\$4,286	97.67%	\$4,286	97.67%	\$100
3000 - Employee Benefits	\$4,097	\$5,699	71.89%	\$5,699	71.89%	\$1,602
4000 - Supplies and Materials	\$9,557	\$9,310	102.65%	\$9,310	102.65%	 -\$247
5000 - Other Operating Expenses and Services	\$29	\$30	96.67%	\$30	96.67%	\$1
6000 - Capital Outlay	\$0	\$0	100%	\$0	100%	\$0
7000 - Other Outgo	\$0	\$0	100%	\$0	100%	\$0
Indirect Costs	\$1,066	\$1,158	92.06%	\$1,158	92.06%	\$92
Totals	\$31,774	\$34,321	92.58%	\$34,321	92.58%	\$2,547

Additional Comments




Not Entered

✓ I certify that our agency did not exceed the allowed indirect rate as directed in the Adult Education Program Guidance.

**Central Union High
2022-23 Q4**

Submitted by Mr. Darrell PechtI

Approved by MRS. DENISE CABANILLA

Object Code	Year to Date (YTD) Expenditure	YTD Forecast	% Expended of YTD Forecast	Project Budget	% Expended of Project Budget	Budget Remaining
1000 - Instructional Salaries	\$225,576	\$82,345	273.94%	\$235,272	95.88%	\$9,696
2000 - Non-Instructional Salaries	\$194,042	\$186,039	104.3%	\$531,540	36.51%	\$337,498
3000 - Employee Benefits	\$165,756	\$0	100%	\$0	100%	 -\$165,756
4000 - Supplies and Materials	\$15,982	\$28,898	55.31%	\$82,565	19.36%	\$66,583
5000 - Other Operating Expenses and Services	\$27,378	\$7,700	355.56%	\$22,000	124.45%	 -\$5,378
6000 - Capital Outlay	\$162,447	\$0	100%	\$0	100%	 -\$162,447
7000 - Other Outgo	\$0	\$0	100%	\$0	100%	\$0
Indirect Costs	\$0	\$0	100%	\$0	100%	\$0
Totals	\$791,181	\$304,982	259.42%	\$871,377	90.8%	\$80,196

Additional Comments

I need to shift \$333581 from 2000's to cover the misbudgeting in 3000's, 5000's, and 6000's.

✓ I certify that our agency did not exceed the allowed indirect rate as directed in the Adult Education Program Guidance.

Holtville Unified
2022-23 Q4

Submitted by Celso Ruiz

Approved by MRS. DENISE CABANILLA

Object Code	Year to Date (YTD) Expenditure	YTD Forecast	% Expended of YTD Forecast	Project Budget	% Expended of Project Budget	Budget Remaining
1000 - Instructional Salaries	\$122,016	\$103,379	118.03%	\$103,379	118.03%	 -\$18,637
2000 - Non-Instructional Salaries	\$22,781	\$18,981	120.02%	\$18,981	120.02%	 -\$3,800
3000 - Employee Benefits	\$47,953	\$43,389	110.52%	\$43,389	110.52%	 -\$4,564
4000 - Supplies and Materials	\$21,241	\$41,000	51.81%	\$41,000	51.81%	\$19,759
5000 - Other Operating Expenses and Services	\$421	\$18,135	2.32%	\$18,135	2.32%	\$17,714
6000 - Capital Outlay	\$0	\$0	100%	\$0	100%	\$0
7000 - Other Outgo	\$0	\$0	100%	\$0	100%	\$0
Indirect Costs	\$10,721	\$11,244	95.35%	\$11,244	95.35%	\$523
Totals	\$225,133	\$236,128	95.34%	\$236,128	95.34%	\$10,995

Additional Comments

HSD / ESL classes for adults

✓ I certify that our agency did not exceed the allowed indirect rate as directed in the Adult Education Program Guidance.

Imperial CCD
2022-23 Q4

Submitted by Victor Torres

Approved by MRS. DENISE CABANILLA

Object Code	Year to Date (YTD) Expenditure	YTD Forecast	% Expended of YTD Forecast	Project Budget	% Expended of Project Budget	Budget Remaining
1000 - Instructional Salaries	\$0	\$0	100%	\$0	100%	\$0
2000 - Non-Instructional Salaries	\$127,943	\$99,300	128.84%	\$165,500	77.31%	\$37,557
3000 - Employee Benefits	\$72,095	\$58,859	122.49%	\$98,098	73.49%	\$26,003
4000 - Supplies and Materials	\$5,067	\$5,770	87.82%	\$9,616	52.69%	\$4,549
5000 - Other Operating Expenses and Services	\$4,006	\$7,894	50.75%	\$13,157	30.45%	\$9,151
6000 - Capital Outlay	\$9,906	\$0	100%	\$0	100%	 -\$9,906
7000 - Other Outgo	\$0	\$0	100%	\$0	100%	\$0
Indirect Costs	\$10,950	\$8,591	127.46%	\$14,318	76.48%	\$3,368
Totals	\$229,967	\$180,413	127.47%	\$300,689	76.48%	\$70,722

Additional Comments

The Adult Education Department has been working on assisting students virtually as well as in-person. The Student Success Specialists have given many workshops; the topics vary from work readiness, orientation of services, post-secondary education options, etc. The total number of workshops was: 71 (73 participants). The EWD team is working on starting a dual enrollment ESL class for adult students under SB 554; we hope to launch Spring 2024. We have also been conducting 1-1 services for students to give them a more personalized experience; 105 students were given 1-1 assistance. Student Success Specialists have attended many community events to promote the services offered by the CAEP. The total number of events they attended from April to June is 5. Student Success Specialists also refer students to adult education programs and community services they could benefit from depending on each person’s individual needs. ICOE Sends referrals to the Student Success Specialists; during this time period they assisted 58 people from referrals from ICOE and other agencies. The Student Success Specialists have provided services to over 200 students from April - June 2023.

✓ I certify that our agency did not exceed the allowed indirect rate as directed in the Adult Education Program Guidance.

**Imperial Co. Office of Education
2022-23 Q4**

Submitted by MRS. DENISE CABANILLA

Approved by MRS. DENISE CABANILLA

Object Code	Year to Date (YTD) Expenditure	YTD Forecast	% Expended of YTD Forecast	Project Budget	% Expended of Project Budget	Budget Remaining
1000 - Instructional Salaries	\$98,368	\$73,875	133.15%	\$98,500	99.87%	\$132
2000 - Non-Instructional Salaries	\$60,977	\$48,750	125.08%	\$65,000	93.81%	\$4,023
3000 - Employee Benefits	\$67,342	\$52,500	128.27%	\$70,000	96.2%	\$2,658
4000 - Supplies and Materials	\$7,934	\$15,000	52.89%	\$20,000	39.67%	\$12,066
5000 - Other Operating Expenses and Services	\$84,720	\$303,738	27.89%	\$404,984	20.92%	\$320,264
6000 - Capital Outlay	\$0	\$0	100%	\$0	100%	\$0
7000 - Other Outgo	\$0	\$0	100%	\$0	100%	\$0
Indirect Costs	\$12,358	\$24,693	50.05%	\$32,924	37.53%	\$20,566
Totals	\$331,699	\$518,556	63.97%	\$691,408	47.97%	\$359,709



Additional Comments

Not Entered

✓ I certify that our agency did not exceed the allowed indirect rate as directed in the Adult Education Program Guidance.

**Imperial Unified
2022-23 Q4**

Submitted by Cynthia Herrera

Approved by MRS. DENISE CABANILLA

Object Code	Year to Date (YTD) Expenditure	YTD Forecast	% Expended of YTD Forecast	Project Budget	% Expended of Project Budget	Budget Remaining
1000 - Instructional Salaries	\$50,850	\$22,873	222.32%	\$65,350	77.81%	\$14,500
2000 - Non-Instructional Salaries	\$17,034	\$7,350	231.76%	\$21,000	81.11%	\$3,966
3000 - Employee Benefits	\$19,951	\$10,154	196.48%	\$29,012	68.77%	\$9,061
4000 - Supplies and Materials	\$0	\$3,150	0%	\$9,000	0%	\$9,000
5000 - Other Operating Expenses and Services	\$0	\$1,869	0%	\$5,340	0%	\$5,340
6000 - Capital Outlay	\$0	\$0	100%	\$0	100%	\$0
7000 - Other Outgo	\$0	\$0	100%	\$0	100%	\$0
Indirect Costs	\$0	\$0	100%	\$0	100%	\$0
Totals	\$87,835	\$45,396	193.49%	\$129,702	67.72%	\$41,867

Additional Comments

Not Entered

✓ I certify that our agency did not exceed the allowed indirect rate as directed in the Adult Education Program Guidance.

**San Pasqual Valley Unified
2022-23 Q4**

Submitted by Kish Curtis

Approved by MRS. DENISE CABANILLA

Object Code	Year to Date (YTD) Expenditure	YTD Forecast	% Expended of YTD Forecast	Project Budget	% Expended of Project Budget	Budget Remaining
1000 - Instructional Salaries	\$34,640	\$8,660	400%	\$34,640	100%	\$0
2000 - Non-Instructional Salaries	\$0	\$0	100%	\$0	100%	\$0
3000 - Employee Benefits	\$9,273	\$2,318	400%	\$9,273	100%	\$0
4000 - Supplies and Materials	\$0	\$0	100%	\$0	100%	\$0
5000 - Other Operating Expenses and Services	\$0	\$0	100%	\$0	100%	\$0
6000 - Capital Outlay	\$0	\$0	100%	\$0	100%	\$0
7000 - Other Outgo	\$0	\$0	100%	\$0	100%	\$0
Indirect Costs	\$0	\$0	100%	\$0	100%	\$0
Totals	\$43,913	\$10,978	400%	\$43,913	100%	\$0

Additional Comments

Not Entered

✓ I certify that our agency did not exceed the allowed indirect rate as directed in the Adult Education Program Guidance.



California Community Colleges



2023 © California Community Colleges
NOVA Site Version: 6.5.10