




22 Imperial County Adult Education Consortium

Consortium Summary | Total Expenditures: \$759,107 Total Allocation: \$2,386,701 Total Carryover: \$1,627,594
(68.19%) Carryover Compliance 

Brawley Union High 2023-24 Q2

Submitted by Mr. Antonio Munguia 3125100

Approved by MRS. DENISE CABANILLA


Object Code	Year to Date (YTD) Expenditure	YTD Forecast	% Expended of YTD Forecast	Project Budget	% Expended of Project Budget	Budget Remaining
1000 - Instructional Salaries	\$3,030	\$22,500	13.47%	\$45,000	6.73%	\$41,970
2000 - Non-Instructional Salaries	\$6,885	\$13,000	52.96%	\$26,000	26.48%	\$19,115
3000 - Employee Benefits	\$3,099	\$10,000	30.99%	\$20,000	15.5%	\$16,901
4000 - Supplies and Materials	\$6,806	\$32,047	21.24%	\$64,094	10.62%	\$57,288
5000 - Other Operating Expenses and Services	\$6,071	\$0	100%	\$0	100%	 -\$6,071
6000 - Capital Outlay	\$0	\$0	100%	\$0	100%	\$0
7000 - Other Outgo	\$0	\$0	100%	\$0	100%	\$0
Indirect Costs	\$0	\$1,800	0%	\$3,600	0%	\$3,600
Totals	\$25,891	\$79,347	32.63%	\$158,694	 16.32%	\$132,803

Member Carryover Compliance Status

Description: The Member Carryover Compliance Status table shows how the member's spending is tracking against the allocations for the displayed fiscal year(s) based on expenditures entered as of the time of viewing.

Expenditures: A negative value indicates that current fiscal year spending has not begun, as there are still unused funds from previous fiscal years.

Carryover Amount & Carryover %: If current fiscal year spending has not yet begun (a negative Expenditures amount), Carryover Amount will remain equal to Allocation and Carryover % will remain 100%.

Fiscal Year	Allocation	Expenditures	Carryover Amount	Carryover %	Carryover Threshold %	Locked
2023-24	\$95,031	-\$37,772	\$95,031	 100%	60%	-

Corrective Action Plan *

The Brawley Adult Education Program has hired mire employees which will increase the expenditures as the year goes on.

Additional Comments

Not Entered

Allocation Year 2021-22 Closeout

I have reviewed the fiscal reports for my agency and confirmed that all funds for this allocation year have been spent.


2021-22 Reverted Funds:

\$0

**Calexico Unified
2023-24 Q2**

Submitted by Vianey Rubio

Approved by MRS. DENISE CABANILLA


Object Code	Year to Date (YTD) Expenditure	YTD Forecast	% Expended of YTD Forecast	Project Budget	% Expended of Project Budget	Budget Remaining
1000 - Instructional Salaries	\$54,038	\$43,414	124.47%	\$124,040	43.56%	\$70,002
2000 - Non-Instructional Salaries	\$35,605	\$23,529	151.32%	\$67,227	52.96%	\$31,622
3000 - Employee Benefits	\$41,600	\$36,547	113.83%	\$104,420	39.84%	\$62,820
4000 - Supplies and Materials	\$49	\$25,495	0.19%	\$72,843	0.07%	\$72,794
5000 - Other Operating Expenses and Services	\$1,010	\$0	100%	\$0	100%	 -\$1,010
6000 - Capital Outlay	\$0	\$0	100%	\$0	100%	\$0
7000 - Other Outgo	\$0	\$0	100%	\$0	100%	\$0
Indirect Costs	\$0	\$0	100%	\$0	100%	\$0
Totals	\$132,302	\$128,986	102.57%	\$368,530	35.9%	\$236,228

Member Carryover Compliance Status

Description: The Member Carryover Compliance Status table shows how the member's spending is tracking against the allocations for the displayed fiscal year(s) based on expenditures entered as of the time of viewing.

Expenditures: A negative value indicates that current fiscal year spending has not begun, as there are still unused funds from previous fiscal years.

Carryover Amount & Carryover %: If current fiscal year spending has not yet begun (a negative Expenditures amount), Carryover Amount will remain equal to Allocation and Carryover % will remain 100%.

Fiscal Year	Allocation	Expenditures	Carryover Amount	Carryover %	Carryover Threshold %	Locked
2023-24	\$368,530	\$132,302	\$236,228	 64.1%	60%	-

Corrective Action Plan *

Carryover will be exhausted first

Additional Comments

Not Entered

Allocation Year 2021-22 Closeout

I have reviewed the fiscal reports for my agency and confirmed that all funds for this allocation year have been spent.

2021-22 Reverted Funds:

\$0

Calipatria Unified
2023-24 Q2

Submitted by Rosa Medina

Approved by MRS. DENISE CABANILLA


Object Code	Year to Date (YTD) Expenditure	YTD Forecast	% Expended of YTD Forecast	Project Budget	% Expended of Project Budget	Budget Remaining
1000 - Instructional Salaries	\$3,015	\$8,323	36.23%	\$18,495	16.3%	\$15,480
2000 - Non-Instructional Salaries	\$2,095	\$2,030	103.23%	\$4,510	46.45%	\$2,415
3000 - Employee Benefits	\$1,785	\$3,169	56.33%	\$7,042	25.35%	\$5,257
4000 - Supplies and Materials	\$7,320	\$3,701	197.8%	\$8,224	89.01%	\$904
5000 - Other Operating Expenses and Services	\$0	\$0	100%	\$0	100%	\$0
6000 - Capital Outlay	\$0	\$0	100%	\$0	100%	\$0
7000 - Other Outgo	\$0	\$732	0%	\$1,627	0%	\$1,627
Indirect Costs	\$0	\$0	100%	\$0	100%	\$0
Totals	\$14,215	\$17,954	79.17%	\$39,898	35.63%	\$25,683

Member Carryover Compliance Status

Description: The Member Carryover Compliance Status table shows how the member's spending is tracking against the allocations for the displayed fiscal year(s) based on expenditures entered as of the time of viewing.

Expenditures: A negative value indicates that current fiscal year spending has not begun, as there are still unused funds from previous fiscal years.

Carryover Amount & Carryover %: If current fiscal year spending has not yet begun (a negative Expenditures amount), Carryover Amount will remain equal to Allocation and Carryover % will remain 100%.

Fiscal Year	Allocation	Expenditures	Carryover Amount	Carryover %	Carryover Threshold %	Locked
2023-24	\$37,351	\$11,668	\$25,683	 68.76%	60%	-

Corrective Action Plan *

Our carryover for prior year was \$2,547. We have already spent those dollars to help support software licenses. Per CUTA's agreement, December payroll will impact the January expenditures instead of December. Plan for expenditure of our remainder our funds will be absorbed mainly by the teaching hours that will be paid over the course of the next two quarters.

Additional Comments

Not Entered

Allocation Year 2021-22 Closeout

I have reviewed the fiscal reports for my agency and confirmed that all funds for this allocation year have been spent.

2021-22 Reverted Funds:

\$0

Central Union High 2023-24 Q2

Submitted by Mr. Darrell PechtI

Approved by MRS. DENISE CABANILLA


Object Code	Year to Date (YTD) Expenditure	YTD Forecast	% Expended of YTD Forecast	Project Budget	% Expended of Project Budget	Budget Remaining
1000 - Instructional Salaries	\$102,586	\$145,000	70.75%	\$290,000	35.37%	\$187,414
2000 - Non-Instructional Salaries	\$107,490	\$95,000	113.15%	\$190,000	56.57%	\$82,510
3000 - Employee Benefits	\$79,610	\$50,602	157.33%	\$101,204	78.66%	\$21,594
4000 - Supplies and Materials	\$22,253	\$29,200	76.21%	\$58,399	38.11%	\$36,146
5000 - Other Operating Expenses and Services	\$75,773	\$37,887	200%	\$75,773	100%	\$0
6000 - Capital Outlay	\$858	\$572	150%	\$1,144	75%	\$286
7000 - Other Outgo	\$0	\$100,100	0%	\$200,199	0%	\$200,199
Indirect Costs	\$0	\$0	100%	\$0	100%	\$0
Totals	\$388,570	\$458,360	84.77%	\$916,719	42.39%	\$528,149

Member Carryover Compliance Status

Description: The Member Carryover Compliance Status table shows how the member's spending is tracking against the allocations for the displayed fiscal year(s) based on expenditures entered as of the time of viewing.

Expenditures: A negative value indicates that current fiscal year spending has not begun, as there are still unused funds from previous fiscal years.

Carryover Amount & Carryover %: If current fiscal year spending has not yet begun (a negative Expenditures amount), Carryover Amount will remain equal to Allocation and Carryover % will remain 100%.

Fiscal Year	Allocation	Expenditures	Carryover Amount	Carryover %	Carryover Threshold %	Locked
2023-24	\$836,523	\$308,374	\$528,149	 63.14%	60%	-

Corrective Action Plan *

We are reallocating funds in the 5000's to address issues

Additional Comments

2nd Quarter adjustments in billing of lease agreements and other operating expenses resulted in the dramatic increase in 5000's.

Allocation Year 2021-22 Closeout

I have reviewed the fiscal reports for my agency and confirmed that all funds for this allocation year have been spent.

2021-22 Reverted Funds:

\$0

**Holtville Unified
2023-24 Q2**

Submitted by Celso Ruiz

Approved by MRS. DENISE CABANILLA


Object Code	Year to Date (YTD) Expenditure	YTD Forecast	% Expended of YTD Forecast	Project Budget	% Expended of Project Budget	Budget Remaining
1000 - Instructional Salaries	\$49,550	\$59,607	83.13%	\$132,459	37.41%	\$82,909
2000 - Non-Instructional Salaries	\$10,852	\$10,744	101.01%	\$23,875	45.45%	\$13,023
3000 - Employee Benefits	\$8,441	\$22,281	37.88%	\$49,513	17.05%	\$41,072
4000 - Supplies and Materials	\$721	\$4,216	17.1%	\$9,369	7.7%	\$8,648
5000 - Other Operating Expenses and Services	\$2,357	\$4,319	54.57%	\$9,598	24.56%	\$7,241
6000 - Capital Outlay	\$3,465	\$1,559	222.22%	\$3,465	100%	\$0
7000 - Other Outgo	\$0	\$0	100%	\$0	100%	\$0
Indirect Costs	\$0	\$5,081	0%	\$11,292	0%	\$11,292
Totals	\$75,386	\$107,807	69.93%	\$239,571	31.47%	\$164,185

Member Carryover Compliance Status

Description: The Member Carryover Compliance Status table shows how the member's spending is tracking against the allocations for the displayed fiscal year(s) based on expenditures entered as of the time of viewing.

Expenditures: A negative value indicates that current fiscal year spending has not begun, as there are still unused funds from previous fiscal years.

Carryover Amount & Carryover %: If current fiscal year spending has not yet begun (a negative Expenditures amount), Carryover Amount will remain equal to Allocation and Carryover % will remain 100%.

Fiscal Year	Allocation	Expenditures	Carryover Amount	Carryover %	Carryover Threshold %	Locked
2023-24	\$228,576	\$64,391	\$164,185	 71.83%	60%	-

Corrective Action Plan *

Carry over money will be spent first and then actual amounts.

Additional Comments

na

Allocation Year 2021-22 Closeout

I have reviewed the fiscal reports for my agency and confirmed that all funds for this allocation year have been spent.

2021-22 Reverted Funds:

\$0

Imperial CCD

2023-24 Q2

Submitted by Victor Torres

Approved by MRS. DENISE CABANILLA

Object Code	Year to Date (YTD) Expenditure	YTD Forecast	% Expended of YTD Forecast	Project Budget	% Expended of Project Budget	Budget Remaining
1000 - Instructional Salaries	\$0	\$0	100%	\$0	100%	\$0
2000 - Non-Instructional Salaries	\$72,213	\$79,372	90.98%	\$158,743	45.49%	\$86,530
3000 - Employee Benefits	\$39,190	\$43,350	90.4%	\$86,700	45.2%	\$47,510
4000 - Supplies and Materials	\$1,619	\$2,250	71.96%	\$4,500	35.98%	\$2,881
5000 - Other Operating Expenses and Services	\$4,997	\$13,000	38.44%	\$26,000	19.22%	\$21,003
6000 - Capital Outlay	\$0	\$0	100%	\$0	100%	\$0
Totals	\$120,929	\$144,859	83.48%	\$289,718	41.74%	\$168,789


Object Code	Year to Date (YTD) Expenditure	YTD Forecast	% Expended of YTD Forecast	Project Budget	% Expended of Project Budget	Budget Remaining
7000 - Other Outgo	\$0	\$0	100%	\$0	100%	\$0
Indirect Costs	\$2,910	\$6,888	42.25%	\$13,775	21.13%	\$10,865
Totals	\$120,929	\$144,859	83.48%	\$289,718	41.74%	\$168,789

Member Carryover Compliance Status

Description: The Member Carryover Compliance Status table shows how the member's spending is tracking against the allocations for the displayed fiscal year(s) based on expenditures entered as of the time of viewing.

Expenditures: A negative value indicates that current fiscal year spending has not begun, as there are still unused funds from previous fiscal years.

Carryover Amount & Carryover %: If current fiscal year spending has not yet begun (a negative Expenditures amount), Carryover Amount will remain equal to Allocation and Carryover % will remain 100%.

Fiscal Year	Allocation	Expenditures	Carryover Amount	Carryover %	Carryover Threshold %	Locked
2023-24	\$218,996	\$50,207	\$168,789	 77.07%	60%	-

Corrective Action Plan *

Imperial Valley College will spend and encumber any carry-over funds on a year-by-year basis. Categorical funds are spent using a first in, first out accounting principle, which ensures any categorical funds are spent. Any carryover funds are used to cover Student Success Specialist salaries and benefits. Additionally, there is a need for updating equipment such as laptops, projectors, and office furniture for specialists. Carry-over amounts were accrued due to Specialist Turnover.

Additional Comments

The Adult Education Department has been working on assisting students in-person as well as virtually. The Student Success Specialists have given many workshops; the topics vary from work readiness, orientation of services, post-secondary education options, how to enroll at IVC, etc. The total number of workshops was: 149 (1130 duplicate participants). The EWD team is working on starting a dual enrollment class for adult students under SB 554; we hope to launch Fall 2024. We will be meeting with each school site individually. We are set to start with Robert R. Morales Fall 2024. Student Success Specialists have attended many community events to promote the services offered by the CAEP. The total number of events they attended from July to December is 9. Student Success Specialists also refer students to adult education programs and community services they could benefit from depending on each person's individual needs. ICOE Sends referrals to the Student Success Specialists; during this time period they assisted 120 people from referrals from ICOE and other agencies. The Student Success Specialists have provided services to over 1250 (duplicate count) students from July to December 2023.

Allocation Year 2021-22 Closeout

I have reviewed the fiscal reports for my agency and confirmed that all funds for this allocation year have been spent.


2021-22 Reverted Funds:

\$0

Imperial Co. Office of Education 2023-24 Q2

Submitted by MRS. DENISE CABANILLA

Approved by MRS. DENISE CABANILLA


Object Code	Year to Date (YTD) Expenditure	YTD Forecast	% Expended of YTD Forecast	Project Budget	% Expended of Project Budget	Budget Remaining
1000 - Instructional Salaries	\$65,190	\$79,633	81.86%	\$159,265	40.93%	\$94,075
2000 - Non-Instructional Salaries	\$21,461	\$46,741	45.92%	\$93,481	22.96%	\$72,020
3000 - Employee Benefits	\$35,247	\$65,083	54.16%	\$130,165	27.08%	\$94,918
4000 - Supplies and Materials	\$3,062	\$23,365	13.11%	\$46,729	6.55%	\$43,667
5000 - Other Operating Expenses and Services	\$55,454	\$173,311	32%	\$346,621	16%	\$291,167
6000 - Capital Outlay	\$0	\$0	100%	\$0	100%	\$0
7000 - Other Outgo	\$0	\$0	100%	\$0	100%	\$0
Indirect Costs	\$9,021	\$19,397	46.51%	\$38,793	23.25%	\$29,772
Totals	\$189,435	\$407,527	46.48%	\$815,054	 23.24%	\$625,619

Member Carryover Compliance Status

Description: The Member Carryover Compliance Status table shows how the member's spending is tracking against the allocations for the displayed fiscal year(s) based on expenditures entered as of the time of viewing.

Expenditures: A negative value indicates that current fiscal year spending has not begun, as there are still unused funds from previous fiscal years.

Carryover Amount & Carryover %: If current fiscal year spending has not yet begun (a negative Expenditures amount), Carryover Amount will remain equal to Allocation and Carryover % will remain 100%.

Fiscal Year	Allocation	Expenditures	Carryover Amount	Carryover %	Carryover Threshold %	Locked
2023-24	\$455,345	-\$170,274	\$455,345	 100%	60%	-

Corrective Action Plan *

Carryover will be exhausted first.

Additional Comments

Not Entered

Allocation Year 2021-22 Closeout

I have reviewed the fiscal reports for my agency and confirmed that all funds for this allocation year have been spent.

2021-22 Reverted Funds:

\$0

Imperial Unified 2023-24 Q2

Submitted by Cynthia Herrera

Approved by MRS. DENISE CABANILLA


Object Code	Year to Date (YTD) Expenditure	YTD Forecast	% Expended of YTD Forecast	Project Budget	% Expended of Project Budget	Budget Remaining
1000 - Instructional Salaries	\$23,580	\$17,920	131.58%	\$56,000	42.11%	\$32,420
2000 - Non-Instructional Salaries	\$13,213	\$9,403	140.52%	\$29,384	44.97%	\$16,171
3000 - Employee Benefits	\$10,582	\$9,204	114.97%	\$28,762	36.79%	\$18,180
4000 - Supplies and Materials	\$3,123	\$4,044	77.23%	\$12,636	24.72%	\$9,513
5000 - Other Operating Expenses and Services	\$565	\$4,383	12.89%	\$13,697	4.12%	\$13,132
6000 - Capital Outlay	\$0	\$0	100%	\$0	100%	\$0
7000 - Other Outgo	\$0	\$0	100%	\$0	100%	\$0
Indirect Costs	\$0	\$0	100%	\$0	100%	\$0
Totals	\$51,063	\$44,953	113.59%	\$140,479	36.35%	\$89,416

Member Carryover Compliance Status

Description: The Member Carryover Compliance Status table shows how the member's spending is tracking against the allocations for the displayed fiscal year(s) based on expenditures entered as of the time of viewing.

Expenditures: A negative value indicates that current fiscal year spending has not begun, as there are still unused funds from previous fiscal years.

Carryover Amount & Carryover %: If current fiscal year spending has not yet begun (a negative Expenditures amount), Carryover Amount will remain equal to Allocation and Carryover % will remain 100%.

Fiscal Year	Allocation	Expenditures	Carryover Amount	Carryover %	Carryover Threshold %	Locked
2023-24	\$98,612	\$9,196	\$89,416	 90.67%	60%	-

Corrective Action Plan *

The district will be using these funds to cover salaries and purchase supplies and curriculum for the Adult Ed program.

Additional Comments

Not Entered

Allocation Year 2021-22 Closeout

I have reviewed the fiscal reports for my agency and confirmed that all funds for this allocation year have been spent.

2021-22 Reverted Funds:
\$0

**San Pasqual Valley Unified
2023-24 Q2**

Submitted by Kish Curtis

Approved by MRS. DENISE CABANILLA

Object Code	Year to Date (YTD) Expenditure	YTD Forecast	% Expended of YTD Forecast	Project Budget	% Expended of Project Budget	Budget Remaining
1000 - Instructional Salaries	\$20,195	\$9,927	203.43%	\$36,767	54.93%	\$16,572
2000 - Non-Instructional Salaries	\$0	\$0	100%	\$0	100%	\$0
3000 - Employee Benefits	\$7,958	\$2,962	268.68%	\$10,970	72.54%	\$3,012
4000 - Supplies and Materials	\$0	\$0	100%	\$0	100%	\$0
5000 - Other Operating Expenses and Services	\$0	\$0	100%	\$0	100%	\$0
6000 - Capital Outlay	\$0	\$0	100%	\$0	100%	\$0
7000 - Other Outgo	\$0	\$0	100%	\$0	100%	\$0
Indirect Costs	\$0	\$0	100%	\$0	100%	\$0
Totals	\$28,153	\$12,889	218.43%	\$47,737	58.98%	\$19,584

Member Carryover Compliance Status

Description: The Member Carryover Compliance Status table shows how the member's spending is tracking against the allocations for the displayed fiscal year(s) based on expenditures entered as of the time of viewing.

Expenditures: A negative value indicates that current fiscal year spending has not begun, as there are still unused funds from previous fiscal years.

Carryover Amount & Carryover %: If current fiscal year spending has not yet begun (a negative Expenditures amount), Carryover Amount will remain equal to Allocation and Carryover % will remain 100%.

Fiscal Year	Allocation	Expenditures	Carryover Amount	Carryover %	Carryover Threshold %	Locked
2023-24	\$47,737	\$28,153	\$19,584	41.02%	60%	-

Additional Comments

Not Entered

Allocation Year 2021-22 Closeout

I have reviewed the fiscal reports for my agency and confirmed that all funds for this allocation year have been spent.

2021-22 Reverted Funds:

\$0



California
Community
Colleges



2024 © California Community Colleges
NOVA Site Version: 7.0.2