




## 22 Imperial County Adult Education Consortium

Consortium Summary | Total Expenditures: \$1,846,685 Total Allocation: \$2,386,701 Total Carryover: \$540,016  
(22.63%) Carryover Compliance 

### Brawley Union High 2023-24 Q3

Submitted by Mr. Antonio Munguia 3125100

Approved by MRS. DENISE CABANILLA


Object Code	Year to Date (YTD) Expenditure	YTD Forecast	% Expended of YTD Forecast	Project Budget	% Expended of Project Budget	Budget Remaining
1000 - Instructional Salaries	\$13,619	\$36,000	37.83%	\$45,000	30.26%	\$31,381
2000 - Non-Instructional Salaries	\$9,885	\$20,800	47.52%	\$26,000	38.02%	\$16,115
3000 - Employee Benefits	\$6,594	\$16,000	41.21%	\$20,000	32.97%	\$13,406
4000 - Supplies and Materials	\$15,147	\$51,275	29.54%	\$64,094	23.63%	\$48,947
5000 - Other Operating Expenses and Services	\$6,071	\$0	100%	\$0	100%	 -\$6,071
6000 - Capital Outlay	\$0	\$0	100%	\$0	100%	\$0
7000 - Other Outgo	\$0	\$0	100%	\$0	100%	\$0
Indirect Costs	\$0	\$2,880	0%	\$3,600	0%	\$3,600
<b>Totals</b>	<b>\$51,316</b>	<b>\$126,955</b>	<b>40.42%</b>	<b>\$158,694</b>	 <b>32.34%</b>	<b>\$107,378</b>

#### Member Carryover Compliance Status

**Description:** The Member Carryover Compliance Status table shows how the member's spending is tracking against the allocations for the displayed fiscal year(s) based on expenditures entered as of the time of viewing.

**Expenditures:** A negative value indicates that current fiscal year spending has not begun, as there are still unused funds from previous fiscal years.

**Carryover Amount & Carryover %:** If current fiscal year spending has not yet begun (a negative Expenditures amount), Carryover Amount will remain equal to Allocation and Carryover % will remain 100%.

Fiscal Year	Allocation	Expenditures	Carryover Amount	Carryover %	Carryover Threshold %	Locked
2023-24	\$95,031	-\$12,347	\$95,031	 <b>100%</b>	50%	-

**Additional Comments**

Not Entered

**Calexico Unified  
2023-24 Q3**

Submitted by Vianey Rubio

Approved by MRS. DENISE CABANILLA

Object Code	Year to Date (YTD) Expenditure	YTD Forecast	% Expended of YTD Forecast	Project Budget	% Expended of Project Budget	Budget Remaining
1000 - Instructional Salaries	\$136,517	\$93,030	146.75%	\$124,040	110.06%	! -\$12,477
2000 - Non-Instructional Salaries	\$54,376	\$50,420	107.85%	\$67,227	80.88%	\$12,851
3000 - Employee Benefits	\$85,769	\$78,315	109.52%	\$104,420	82.14%	\$18,651
4000 - Supplies and Materials	\$644	\$54,632	1.18%	\$72,843	0.88%	\$72,199
5000 - Other Operating Expenses and Services	\$1,133	\$0	100%	\$0	100%	! -\$1,133
6000 - Capital Outlay	\$0	\$0	100%	\$0	100%	\$0
7000 - Other Outgo	\$0	\$0	100%	\$0	100%	\$0
Indirect Costs	\$0	\$0	100%	\$0	100%	\$0
<b>Totals</b>	<b>\$278,439</b>	<b>\$276,398</b>	<b>100.74%</b>	<b>\$368,530</b>	<b>75.55%</b>	<b>\$90,091</b>

**Member Carryover Compliance Status**

**Description:** The Member Carryover Compliance Status table shows how the member's spending is tracking against the allocations for the displayed fiscal year(s) based on expenditures entered as of the time of viewing.

**Expenditures:** A negative value indicates that current fiscal year spending has not begun, as there are still unused funds from previous fiscal years.

**Carryover Amount & Carryover %:** If current fiscal year spending has not yet begun (a negative Expenditures amount), Carryover Amount will remain equal to Allocation and Carryover % will remain 100%.

Fiscal Year	Allocation	Expenditures	Carryover Amount	Carryover %	Carryover Threshold %	Locked
2023-24	\$368,530	\$278,439	\$90,091	24.45%	50%	-

**Additional Comments**

Not Entered

## Calipatria Unified 2023-24 Q3

Submitted by Rosa Medina

Approved by MRS. DENISE CABANILLA

Object Code	Year to Date (YTD) Expenditure	YTD Forecast	% Expended of YTD Forecast	Project Budget	% Expended of Project Budget	Budget Remaining
1000 - Instructional Salaries	\$9,090	\$13,871	65.53%	\$18,495	49.15%	\$9,405
2000 - Non-Instructional Salaries	\$3,203	\$3,383	94.69%	\$4,510	71.02%	\$1,307
3000 - Employee Benefits	\$3,281	\$5,282	62.12%	\$7,042	46.59%	\$3,761
4000 - Supplies and Materials	\$7,320	\$6,168	118.68%	\$8,224	89.01%	\$904
5000 - Other Operating Expenses and Services	\$0	\$0	100%	\$0	100%	\$0
6000 - Capital Outlay	\$0	\$0	100%	\$0	100%	\$0
7000 - Other Outgo	\$0	\$1,220	0%	\$1,627	0%	\$1,627
Indirect Costs	\$0	\$0	100%	\$0	100%	\$0
<b>Totals</b>	<b>\$22,894</b>	<b>\$29,924</b>	<b>76.51%</b>	<b>\$39,898</b>	<b>57.38%</b>	<b>\$17,004</b>

### Member Carryover Compliance Status

**Description:** The Member Carryover Compliance Status table shows how the member's spending is tracking against the allocations for the displayed fiscal year(s) based on expenditures entered as of the time of viewing.

**Expenditures:** A negative value indicates that current fiscal year spending has not begun, as there are still unused funds from previous fiscal years.

**Carryover Amount & Carryover %:** If current fiscal year spending has not yet begun (a negative Expenditures amount), Carryover Amount will remain equal to Allocation and Carryover % will remain 100%.

Fiscal Year	Allocation	Expenditures	Carryover Amount	Carryover %	Carryover Threshold %	Locked
2023-24	\$37,351	\$20,347	\$17,004	45.52%	50%	-

### Additional Comments

Not Entered

## Central Union High 2023-24 Q3

Submitted by Mr. Darrell PechtI

Approved by MRS. DENISE CABANILLA

Object Code	Year to Date (YTD) Expenditure	YTD Forecast	% Expended of YTD Forecast	Project Budget	% Expended of Project Budget	Budget Remaining
1000 - Instructional Salaries	\$239,783	\$217,500	110.25%	\$290,000	82.68%	\$50,217
2000 - Non-Instructional Salaries	\$189,736	\$142,500	133.15%	\$190,000	99.86%	\$264
3000 - Employee Benefits	\$133,269	\$75,903	175.58%	\$101,204	131.68%	! -\$32,065
4000 - Supplies and Materials	\$56,124	\$43,799	128.14%	\$58,399	96.1%	\$2,275
5000 - Other Operating Expenses and Services	\$213,593	\$56,830	375.85%	\$75,773	281.89%	! -\$137,820
6000 - Capital Outlay	\$2,574	\$858	300%	\$1,144	225%	! -\$1,430
7000 - Other Outgo	\$0	\$150,149	0%	\$200,199	0%	\$200,199
Indirect Costs	\$0	\$0	100%	\$0	100%	\$0
<b>Totals</b>	<b>\$835,079</b>	<b>\$687,539</b>	<b>121.46%</b>	<b>\$916,719</b>	<b>91.09%</b>	<b>\$81,640</b>

### Member Carryover Compliance Status

**Description:** The Member Carryover Compliance Status table shows how the member's spending is tracking against the allocations for the displayed fiscal year(s) based on expenditures entered as of the time of viewing.

**Expenditures:** A negative value indicates that current fiscal year spending has not begun, as there are still unused funds from previous fiscal years.

**Carryover Amount & Carryover %:** If current fiscal year spending has not yet begun (a negative Expenditures amount), Carryover Amount will remain equal to Allocation and Carryover % will remain 100%.

Fiscal Year	Allocation	Expenditures	Carryover Amount	Carryover %	Carryover Threshold %	Locked
2023-24	\$836,523	\$754,883	\$81,640	9.76%	50%	-

### Additional Comments

Adjustments to salaries and program expenses are reflected in the increase expenditures indicated herein.

## Holtville Unified 2023-24 Q3

Submitted by Celso Ruiz

Approved by MRS. DENISE CABANILLA


Object Code	Year to Date (YTD) Expenditure	YTD Forecast	% Expended of YTD Forecast	Project Budget	% Expended of Project Budget	Budget Remaining
1000 - Instructional Salaries	\$76,364	\$79,475	96.09%	\$132,459	57.65%	\$56,095
2000 - Non-Instructional Salaries	\$17,364	\$14,325	121.21%	\$23,875	72.73%	\$6,511
3000 - Employee Benefits	\$13,074	\$29,708	44.01%	\$49,513	26.41%	\$36,439
4000 - Supplies and Materials	\$5,103	\$5,621	90.78%	\$9,369	54.47%	\$4,266
5000 - Other Operating Expenses and Services	\$3,553	\$5,759	61.7%	\$9,598	37.02%	\$6,045
6000 - Capital Outlay	\$3,465	\$2,079	166.67%	\$3,465	100%	\$0
7000 - Other Outgo	\$0	\$0	100%	\$0	100%	\$0
Indirect Costs	\$0	\$6,775	0%	\$11,292	0%	\$11,292
<b>Totals</b>	<b>\$118,923</b>	<b>\$143,743</b>	<b>82.73%</b>	<b>\$239,571</b>	<b>49.64%</b>	<b>\$120,648</b>

### Member Carryover Compliance Status

**Description:** The Member Carryover Compliance Status table shows how the member's spending is tracking against the allocations for the displayed fiscal year(s) based on expenditures entered as of the time of viewing.

**Expenditures:** A negative value indicates that current fiscal year spending has not begun, as there are still unused funds from previous fiscal years.

**Carryover Amount & Carryover %:** If current fiscal year spending has not yet begun (a negative Expenditures amount), Carryover Amount will remain equal to Allocation and Carryover % will remain 100%.

Fiscal Year	Allocation	Expenditures	Carryover Amount	Carryover %	Carryover Threshold %	Locked
2023-24	\$228,576	\$107,928	\$120,648	 52.78%	50%	-

### Additional Comments

Not Entered

# Imperial CCD

## 2023-24 Q3

Submitted by Victor Torres

Approved by MRS. DENISE CABANILLA

Object Code	Year to Date (YTD) Expenditure	YTD Forecast	% Expended of YTD Forecast	Project Budget	% Expended of Project Budget	Budget Remaining
1000 - Instructional Salaries	\$0	\$0	100%	\$0	100%	\$0
2000 - Non-Instructional Salaries	\$107,268	\$119,057	90.1%	\$158,743	67.57%	\$51,475
3000 - Employee Benefits	\$60,105	\$65,025	92.43%	\$86,700	69.33%	\$26,595
4000 - Supplies and Materials	\$2,889	\$3,375	85.6%	\$4,500	64.2%	\$1,611
5000 - Other Operating Expenses and Services	\$5,975	\$19,500	30.64%	\$26,000	22.98%	\$20,025
6000 - Capital Outlay	\$0	\$0	100%	\$0	100%	\$0
7000 - Other Outgo	\$0	\$0	100%	\$0	100%	\$0
Indirect Costs	\$6,046	\$10,331	58.52%	\$13,775	43.89%	\$7,729
<b>Totals</b>	<b>\$182,283</b>	<b>\$217,289</b>	<b>83.89%</b>	<b>\$289,718</b>	<b>62.92%</b>	<b>\$107,435</b>

### Member Carryover Compliance Status

**Description:** The Member Carryover Compliance Status table shows how the member's spending is tracking against the allocations for the displayed fiscal year(s) based on expenditures entered as of the time of viewing.

**Expenditures:** A negative value indicates that current fiscal year spending has not begun, as there are still unused funds from previous fiscal years.

**Carryover Amount & Carryover %:** If current fiscal year spending has not yet begun (a negative Expenditures amount), Carryover Amount will remain equal to Allocation and Carryover % will remain 100%.

Fiscal Year	Allocation	Expenditures	Carryover Amount	Carryover %	Carryover Threshold %	Locked
2023-24	\$218,996	\$111,561	\$107,435	49.06%	50%	-

### Additional Comments

The Adult Education Department has been working on assisting students virtually as well as in-person. The Student Success Specialists have given many workshops; the topics vary from work readiness, orientation of services, post-secondary education options, etc. The total number of workshops was: 57 (267 participants). The EWD team is working on starting a dual enrollment ESL class for adult students under SB 554. The team met with Robert F. Morales and decided we will run our dual enrollment pilot program Fall 2024 with their students. Student Success Specialists refer students to adult education programs

and community services they could benefit from depending on each person’s individual needs. ICOE Sends referrals to the Student Success Specialists; during this time period they assisted 21 people from referrals from ICOE and other agencies. Specialists also conduct 1-1 services for students; the total number of 1-1 services was 98. The Student Success Specialists have provided services to over 386 (duplicate count) students during this quarter.

## Imperial Co. Office of Education 2023-24 Q3

Submitted by MRS. DENISE CABANILLA

Approved by MRS. DENISE CABANILLA

Object Code	Year to Date (YTD) Expenditure	YTD Forecast	% Expended of YTD Forecast	Project Budget	% Expended of Project Budget	Budget Remaining
1000 - Instructional Salaries	\$98,385	\$119,449	82.37%	\$159,265	61.77%	\$60,880
2000 - Non-Instructional Salaries	\$31,771	\$70,111	45.32%	\$93,481	33.99%	\$61,710
3000 - Employee Benefits	\$53,090	\$97,624	54.38%	\$130,165	40.79%	\$77,075
4000 - Supplies and Materials	\$4,014	\$35,047	11.45%	\$46,729	8.59%	\$42,715
5000 - Other Operating Expenses and Services	\$56,077	\$259,966	21.57%	\$346,621	16.18%	\$290,544
6000 - Capital Outlay	\$0	\$0	100%	\$0	100%	\$0
7000 - Other Outgo	\$0	\$0	100%	\$0	100%	\$0
Indirect Costs	\$12,167	\$29,095	41.82%	\$38,793	31.36%	\$26,626
<b>Totals</b>	<b>\$255,504</b>	<b>\$611,291</b>	<b>41.8%</b>	<b>\$815,054</b>	<b>⚠ 31.35%</b>	<b>\$559,550</b>

### Member Carryover Compliance Status

**Description:** The Member Carryover Compliance Status table shows how the member's spending is tracking against the allocations for the displayed fiscal year(s) based on expenditures entered as of the time of viewing.

**Expenditures:** A negative value indicates that current fiscal year spending has not begun, as there are still unused funds from previous fiscal years.

**Carryover Amount & Carryover %:** If current fiscal year spending has not yet begun (a negative Expenditures amount), Carryover Amount will remain equal to Allocation and Carryover % will remain 100%.

Fiscal Year	Allocation	Expenditures	Carryover Amount	Carryover %	Carryover Threshold %	Locked
2023-24	\$455,345	-\$104,205	\$455,345	<b>⚠ 100%</b>	50%	-

Additional Comments

Not Entered

## Imperial Unified 2023-24 Q3

Submitted by Cynthia Herrera

Approved by MRS. DENISE CABANILLA


Object Code	Year to Date (YTD) Expenditure	YTD Forecast	% Expended of YTD Forecast	Project Budget	% Expended of Project Budget	Budget Remaining
1000 - Instructional Salaries	\$36,517	\$17,920	203.78%	\$56,000	65.21%	\$19,483
2000 - Non-Instructional Salaries	\$18,896	\$9,403	200.96%	\$29,384	64.31%	\$10,488
3000 - Employee Benefits	\$16,232	\$9,204	176.36%	\$28,762	56.44%	\$12,530
4000 - Supplies and Materials	\$7,095	\$4,044	175.47%	\$12,636	56.15%	\$5,541
5000 - Other Operating Expenses and Services	\$1,366	\$4,383	31.17%	\$13,697	9.97%	\$12,331
6000 - Capital Outlay	\$0	\$0	100%	\$0	100%	\$0
7000 - Other Outgo	\$0	\$0	100%	\$0	100%	\$0
Indirect Costs	\$0	\$0	100%	\$0	100%	\$0
<b>Totals</b>	<b>\$80,106</b>	<b>\$44,953</b>	<b>178.2%</b>	<b>\$140,479</b>	<b>57.02%</b>	<b>\$60,373</b>

### Member Carryover Compliance Status

**Description:** The Member Carryover Compliance Status table shows how the member's spending is tracking against the allocations for the displayed fiscal year(s) based on expenditures entered as of the time of viewing.

**Expenditures:** A negative value indicates that current fiscal year spending has not begun, as there are still unused funds from previous fiscal years.

**Carryover Amount & Carryover %:** If current fiscal year spending has not yet begun (a negative Expenditures amount), Carryover Amount will remain equal to Allocation and Carryover % will remain 100%.

Fiscal Year	Allocation	Expenditures	Carryover Amount	Carryover %	Carryover Threshold %	Locked
2023-24	\$98,612	\$38,239	\$60,373	 61.22%	50%	-

Additional Comments



N/A

## San Pasqual Valley Unified 2023-24 Q3

Submitted by Kish Curtis

Approved by MRS. DENISE CABANILLA

Object Code	Year to Date (YTD) Expenditure	YTD Forecast	% Expended of YTD Forecast	Project Budget	% Expended of Project Budget	Budget Remaining
1000 - Instructional Salaries	\$26,926	\$9,927	271.24%	\$36,767	73.23%	\$9,841
2000 - Non-Instructional Salaries	\$0	\$0	100%	\$0	100%	\$0
3000 - Employee Benefits	\$10,970	\$2,962	370.37%	\$10,970	100%	\$0
4000 - Supplies and Materials	\$0	\$0	100%	\$0	100%	\$0
5000 - Other Operating Expenses and Services	\$0	\$0	100%	\$0	100%	\$0
6000 - Capital Outlay	\$0	\$0	100%	\$0	100%	\$0
7000 - Other Outgo	\$0	\$0	100%	\$0	100%	\$0
Indirect Costs	\$0	\$0	100%	\$0	100%	\$0
<b>Totals</b>	<b>\$37,896</b>	<b>\$12,889</b>	<b>294.02%</b>	<b>\$47,737</b>	<b>79.38%</b>	<b>\$9,841</b>

### Member Carryover Compliance Status

**Description:** The Member Carryover Compliance Status table shows how the member's spending is tracking against the allocations for the displayed fiscal year(s) based on expenditures entered as of the time of viewing.

**Expenditures:** A negative value indicates that current fiscal year spending has not begun, as there are still unused funds from previous fiscal years.

**Carryover Amount & Carryover %:** If current fiscal year spending has not yet begun (a negative Expenditures amount), Carryover Amount will remain equal to Allocation and Carryover % will remain 100%.

Fiscal Year	Allocation	Expenditures	Carryover Amount	Carryover %	Carryover Threshold %	Locked
2023-24	\$47,737	\$37,896	\$9,841	20.62%	50%	-

### Additional Comments

Not Entered



California  
Community  
Colleges



2024 © California Community Colleges  
NOVA Site Version: 7.3.6