


23 Kern Adult Education Consortium

Consortium Summary | Total Expenditures: **\$3,998,914** Total Allocation: **\$20,842,038** Total Carryover: **\$16,843,124 (80.81%)** [Carryover Compliance](#) 

Delano Joint Union High 2023-24 Q2

Submitted by Julio C. Segura

Approved by Thatcher Weldon


Object Code	Year to Date (YTD) Expenditure	YTD Forecast	% Expended of YTD Forecast	Project Budget	% Expended of Project Budget	Budget Remaining
1000 - Instructional Salaries	\$452,941	\$460,520	98.35%	\$921,039	49.18%	\$468,098
2000 - Non-Instructional Salaries	\$134,817	\$141,836	95.05%	\$283,671	47.53%	\$148,854
3000 - Employee Benefits	\$234,642	\$242,395	96.8%	\$484,789	48.4%	\$250,147
4000 - Supplies and Materials	\$5,031	\$15,395	32.68%	\$30,789	16.34%	\$25,758
5000 - Other Operating Expenses and Services	\$70,791	\$60,978	116.09%	\$121,955	58.05%	\$51,164
6000 - Capital Outlay	\$14,060	\$135,640	10.37%	\$271,279	5.18%	\$257,219
7000 - Other Outgo	\$0	\$0	100%	\$0	100%	\$0
Indirect Costs	\$0	\$0	100%	\$0	100%	\$0
Totals	\$912,282	\$1,056,761	86.33%	\$2,113,522	43.16%	\$1,201,240

Member Carryover Compliance Status

Description: The Member Carryover Compliance Status table shows how the member's spending is tracking against the allocations for the displayed fiscal year(s) based on expenditures entered as of the time of viewing.

Expenditures: A negative value indicates that current fiscal year spending has not begun, as there are still unused funds from previous fiscal years.

Carryover Amount & Carryover %: If current fiscal year spending has not yet begun (a negative Expenditures amount), Carryover Amount will remain equal to Allocation and Carryover % will remain 100%.

Fiscal Year	Allocation	Expenditures	Carryover Amount	Carryover %	Carryover Threshold %	Locked
2023-24	\$1,747,389	\$546,149	\$1,201,240	 68.74%	60%	-

Corrective Action Plan *

Will continue to expend monies: There is still expenditures pending from the Capital Outlay projects (Student Rest rooms)The repair/maintenance will help create expandable classrooms as we respond to continued high enrollment. Lastly we anticipate an increase in salary step and column as well as an increase in benefit costs which will help alleviate the rest of the funds. We are still responding to the lack of spending during COVID. As we are currently hiring staff while balancing the need to pay for facility improvements. Proceeding cautiously as costs have risen dramatically in all categories.

Additional Comments

Delano Adult School continues to run the High School Diploma program, as well as the HSE preparation courses and has been working to increase enrollment and improve course offerings. Delano Adult School continues services HSE certification. DAS offers multiple ESL courses from literacy to Advance. We continue working with Bakersfield College Delano for student transition. Business Department continues to offer classes such as keyboarding, Microsoft Office Suite, Word, Excell, Access, Power Point, Payroll Accounting, Accounting Basic, General Office, including Ten-Key, Office and Filling Skill, and Workforce Readiness. Other course offerings are Welding and Nursing assistant training.

Allocation Year 2021-22 Closeout

I have reviewed the fiscal reports for my agency and confirmed that all funds for this allocation year have been spent.

2021-22 Reverted Funds:
\$0

Inyo Co. Office of Education
2023-24 Q2

Submitted by Randy Cook
Approved by Thatcher Weldon

Object Code	Year to Date (YTD) Expenditure	YTD Forecast	% Expended of YTD Forecast	Project Budget	% Expended of Project Budget	Budget Remaining
1000 - Instructional Salaries	\$75,266	\$63,790	117.99%	\$127,580	59%	\$52,314
2000 - Non-Instructional Salaries	\$20,409	\$16,830	121.27%	\$33,659	60.63%	\$13,250
3000 - Employee Benefits	\$16,815	\$12,455	135.01%	\$24,909	67.51%	\$8,094
Totals	\$136,170	\$146,607	92.88%	\$293,213	46.44%	\$157,043


Object Code	Year to Date (YTD) Expenditure	YTD Forecast	% Expended of YTD Forecast	Project Budget	% Expended of Project Budget	Budget Remaining
4000 - Supplies and Materials	\$4,011	\$20,393	19.67%	\$40,785	9.83%	\$36,774
5000 - Other Operating Expenses and Services	\$19,669	\$27,506	71.51%	\$55,011	35.75%	\$35,342
6000 - Capital Outlay	\$0	\$0	100%	\$0	100%	\$0
7000 - Other Outgo	\$0	\$0	100%	\$0	100%	\$0
Indirect Costs	\$0	\$5,635	0%	\$11,269	0%	\$11,269
Totals	\$136,170	\$146,607	92.88%	\$293,213	46.44%	\$157,043

Member Carryover Compliance Status

Description: The Member Carryover Compliance Status table shows how the member's spending is tracking against the allocations for the displayed fiscal year(s) based on expenditures entered as of the time of viewing.

Expenditures: A negative value indicates that current fiscal year spending has not begun, as there are still unused funds from previous fiscal years.

Carryover Amount & Carryover %: If current fiscal year spending has not yet begun (a negative Expenditures amount), Carryover Amount will remain equal to Allocation and Carryover % will remain 100%.

Fiscal Year	Allocation	Expenditures	Carryover Amount	Carryover %	Carryover Threshold %	Locked
2023-24	\$237,769	\$80,726	\$157,043	 66.05%	60%	-

Corrective Action Plan *

Inyo County Adult Education (ICAE) is spending down carryover funds based on our budget and work plan and will meet the carryover threshold.

Additional Comments

ICAE offers ESL, HSD, HSE, and Computer Literacy courses through Northstar Digital Literacy. We also offer a Quickbooks course sequence (using a HyFlex delivery model) and a Culinary Arts Community Education Program. ICAE has established a satellite ESL program 60 miles away in southern Inyo also employing a HyFlex model. ICAE continues to work closely with Cerro Coso Community College to provide seamless transitions to post-secondary options through our co-located adult program at the Job Spot.

Allocation Year 2021-22 Closeout

I have reviewed the fiscal reports for my agency and confirmed that all funds for this allocation year have been spent.



2021-22 Reverted Funds:

\$0

**Kern CCD
2023-24 Q2**

Submitted by Thatcher Weldon

Approved by Thatcher Weldon


Object Code	Year to Date (YTD) Expenditure	YTD Forecast	% Expended of YTD Forecast	Project Budget	% Expended of Project Budget	Budget Remaining
1000 - Instructional Salaries	\$182,439	\$0	100%	\$0	100%	 -\$182,439
2000 - Non-Instructional Salaries	\$249,921	\$383,097	65.24%	\$957,742	26.09%	\$707,821
3000 - Employee Benefits	\$247,714	\$161,651	153.24%	\$404,128	61.3%	\$156,414
4000 - Supplies and Materials	\$7,347	\$91,599	8.02%	\$228,998	3.21%	\$221,651
5000 - Other Operating Expenses and Services	\$336,160	\$206,750	162.59%	\$516,874	65.04%	\$180,714
6000 - Capital Outlay	\$899	\$0	100%	\$0	100%	 -\$899
7000 - Other Outgo	\$0	\$0	100%	\$0	100%	\$0
Indirect Costs	\$51,224	\$40,000	128.06%	\$100,000	51.22%	\$48,776
Totals	\$1,075,704	\$883,097	121.81%	\$2,207,742	48.72%	\$1,132,038

Member Carryover Compliance Status

Description: The Member Carryover Compliance Status table shows how the member's spending is tracking against the allocations for the displayed fiscal year(s) based on expenditures entered as of the time of viewing.

Expenditures: A negative value indicates that current fiscal year spending has not begun, as there are still unused funds from previous fiscal years.

Carryover Amount & Carryover %: If current fiscal year spending has not yet begun (a negative Expenditures amount), Carryover Amount will remain equal to Allocation and Carryover % will remain 100%.

Fiscal Year	Allocation	Expenditures	Carryover Amount	Carryover %	Carryover Threshold %	Locked
2023-24	\$1,603,930	\$471,892	\$1,132,038	 70.58%	60%	-

Corrective Action Plan *

Our colleges and the district office are working with the adult education providers in our region to spend down carry-over according to our plans.

Additional Comments

Not Entered

Allocation Year 2021-22 Closeout

I have reviewed the fiscal reports for my agency and confirmed that all funds for this allocation year have been spent.

2021-22 Reverted Funds:

\$0

**Kern High
2023-24 Q2**

Submitted by Ana Lopez

Approved by Thatcher Weldon


Object Code	Year to Date (YTD) Expenditure	YTD Forecast	% Expended of YTD Forecast	Project Budget	% Expended of Project Budget	Budget Remaining
1000 - Instructional Salaries	\$2,251,647	\$2,201,113	102.3%	\$8,152,272	27.62%	\$5,900,625
2000 - Non-Instructional Salaries	\$1,100,837	\$1,045,062	105.34%	\$3,870,601	28.44%	\$2,769,764
3000 - Employee Benefits	\$1,512,892	\$1,499,018	100.93%	\$5,551,920	27.25%	\$4,039,028
4000 - Supplies and Materials	\$238,510	\$251,520	94.83%	\$931,557	25.6%	\$693,047
5000 - Other Operating Expenses and Services	\$348,822	\$231,566	150.64%	\$857,652	40.67%	\$508,830
6000 - Capital Outlay	\$136,149	\$53,654	253.75%	\$198,720	68.51%	\$62,571
7000 - Other Outgo	\$0	\$16,563	0%	\$61,346	0%	\$61,346
Indirect Costs	\$272,635	\$261,414	104.29%	\$968,200	28.16%	\$695,565
Totals	\$5,861,492	\$5,559,912	105.42%	\$20,592,268	28.46%	\$14,730,776

Member Carryover Compliance Status

Description: The Member Carryover Compliance Status table shows how the member's spending is tracking against the allocations for the displayed fiscal year(s) based on expenditures entered as of the time of viewing.

Expenditures: A negative value indicates that current fiscal year spending has not begun, as there are still unused funds from previous fiscal years.

Carryover Amount & Carryover %: If current fiscal year spending has not yet begun (a negative Expenditures amount), Carryover Amount will remain equal to Allocation and Carryover % will remain 100%.

Fiscal Year	Allocation	Expenditures	Carryover Amount	Carryover %	Carryover Threshold %	Locked
2023-24	\$13,276,296	-\$1,454,480	\$13,276,296	 100%	60%	-

Corrective Action Plan *

Will continue to expend monies in all programs.

Additional Comments

Not Entered

Allocation Year 2021-22 Closeout

I have reviewed the fiscal reports for my agency and confirmed that all funds for this allocation year have been spent.

2021-22 Reverted Funds:

\$0

McFarland Unified

2023-24 Q2

Submitted by Leonor Lopez

Approved by Thatcher Weldon


Object Code	Year to Date (YTD) Expenditure	YTD Forecast	% Expended of YTD Forecast	Project Budget	% Expended of Project Budget	Budget Remaining
1000 - Instructional Salaries	\$83,445	\$84,600	98.64%	\$211,499	39.45%	\$128,054
2000 - Non-Instructional Salaries	\$44,571	\$42,265	105.46%	\$105,662	42.18%	\$61,091
3000 - Employee Benefits	\$63,697	\$55,936	113.87%	\$139,840	45.55%	\$76,143
4000 - Supplies and Materials	\$5,295	\$11,533	45.91%	\$28,833	18.36%	\$23,538
5000 - Other Operating Expenses and Services	\$1,666	\$16,118	10.34%	\$40,295	4.13%	\$38,629
6000 - Capital Outlay	\$11,500	\$4,600	250%	\$11,500	100%	\$0
7000 - Other Outgo	\$0	\$0	100%	\$0	100%	\$0
Indirect Costs	\$0	\$1,663	0%	\$4,158	0%	\$4,158
Totals	\$210,174	\$216,715	96.98%	\$541,787	38.79%	\$331,613

Member Carryover Compliance Status

Description: The Member Carryover Compliance Status table shows how the member's spending is tracking against the allocations for the displayed fiscal year(s) based on expenditures entered as of the time of viewing.

Expenditures: A negative value indicates that current fiscal year spending has not begun, as there are still unused funds from previous fiscal years.

Carryover Amount & Carryover %: If current fiscal year spending has not yet begun (a negative Expenditures amount), Carryover Amount will remain equal to Allocation and Carryover % will remain 100%.

Fiscal Year	Allocation	Expenditures	Carryover Amount	Carryover %	Carryover Threshold %	Locked
2023-24	\$375,826	\$44,213	\$331,613	 88.24%	60%	-

Corrective Action Plan *

Funds needed to be moved from 4000s to 6000s for the underbudgeted expenditure of equipment.

Additional Comments

Not Entered

Allocation Year 2021-22 Closeout

I have reviewed the fiscal reports for my agency and confirmed that all funds for this allocation year have been spent.

2021-22 Reverted Funds:

\$0

Mojave Unified 2023-24 Q2

Submitted by Victoria Davis

Approved by Thatcher Weldon


Object Code	Year to Date (YTD) Expenditure	YTD Forecast	% Expended of YTD Forecast	Project Budget	% Expended of Project Budget	Budget Remaining
1000 - Instructional Salaries	\$140,942	\$90,140	156.36%	\$200,310	70.36%	\$59,368
2000 - Non-Instructional Salaries	\$106,027	\$71,550	148.19%	\$159,000	66.68%	\$52,973
3000 - Employee Benefits	\$98,437	\$67,050	146.81%	\$149,000	66.07%	\$50,563
4000 - Supplies and Materials	\$21,396	\$19,076	112.16%	\$42,390	50.47%	\$20,994
5000 - Other Operating Expenses and Services	\$27,394	\$21,150	129.52%	\$47,000	58.29%	\$19,606
6000 - Capital Outlay	\$0	\$15,417	0%	\$34,260	0%	\$34,260
7000 - Other Outgo	\$0	\$0	100%	\$0	100%	\$0
Indirect Costs	\$0	\$0	100%	\$0	100%	\$0
Totals	\$394,196	\$284,382	138.61%	\$631,960	62.38%	\$237,764

Member Carryover Compliance Status

Description: The Member Carryover Compliance Status table shows how the member's spending is tracking against the allocations for the displayed fiscal year(s) based on expenditures entered as of the time of viewing.

Expenditures: A negative value indicates that current fiscal year spending has not begun, as there are still unused funds from previous fiscal years.

Carryover Amount & Carryover %: If current fiscal year spending has not yet begun (a negative Expenditures amount), Carryover Amount will remain equal to Allocation and Carryover % will remain 100%.

Fiscal Year	Allocation	Expenditures	Carryover Amount	Carryover %	Carryover Threshold %	Locked
2023-24	\$372,138	\$134,374	\$237,764	 63.89%	60%	-

Corrective Action Plan *

Working on expanding the program this school year. Spending down based on my budget and workplan.

Additional Comments

Not Entered

Allocation Year 2021-22 Closeout

I have reviewed the fiscal reports for my agency and confirmed that all funds for this allocation year have been spent.

2021-22 Reverted Funds:

\$0

**Mono Co. Office of Education
2023-24 Q2**

Submitted by Shana Stapp

Approved by Thatcher Weldon


Object Code	Year to Date (YTD) Expenditure	YTD Forecast	% Expended of YTD Forecast	Project Budget	% Expended of Project Budget	Budget Remaining
1000 - Instructional Salaries	\$82,544	\$101,255	81.52%	\$202,509	40.76%	\$119,965
2000 - Non-Instructional Salaries	\$1,323	\$4,075	32.47%	\$8,150	16.23%	\$6,827
3000 - Employee Benefits	\$25,883	\$29,636	87.34%	\$59,272	43.67%	\$33,389
4000 - Supplies and Materials	\$9,586	\$24,425	39.25%	\$48,850	19.62%	\$39,264
5000 - Other Operating Expenses and Services	\$10,792	\$15,550	69.4%	\$31,099	34.7%	\$20,307
6000 - Capital Outlay	\$0	\$0	100%	\$0	100%	\$0
7000 - Other Outgo	\$0	\$2,779	0%	\$5,557	0%	\$5,557
Indirect Costs	\$0	\$8,300	0%	\$16,600	0%	\$16,600
Totals	\$130,128	\$186,019	69.95%	\$372,037	34.98%	\$241,909

Member Carryover Compliance Status

Description: The Member Carryover Compliance Status table shows how the member's spending is tracking against the allocations for the displayed fiscal year(s) based on expenditures entered as of the time of viewing.

Expenditures: A negative value indicates that current fiscal year spending has not begun, as there are still unused funds from previous fiscal years.

Carryover Amount & Carryover %: If current fiscal year spending has not yet begun (a negative Expenditures amount), Carryover Amount will remain equal to Allocation and Carryover % will remain 100%.

Fiscal Year	Allocation	Expenditures	Carryover Amount	Carryover %	Carryover Threshold %	Locked
2023-24	\$259,266	\$17,357	\$241,909	 93.31%	60%	-

Corrective Action Plan *

Spending down based on my budget and workplan.

Additional Comments

Not Entered

Allocation Year 2021-22 Closeout

I have reviewed the fiscal reports for my agency and confirmed that all funds for this allocation year have been spent.

2021-22 Reverted Funds:

\$0

Muroc Joint Unified

2023-24 Q2

Submitted by Cynthia Bryan

Approved by Thatcher Weldon

Object Code	Year to Date (YTD) Expenditure	YTD Forecast	% Expended of YTD Forecast	Project Budget	% Expended of Project Budget	Budget Remaining
1000 - Instructional Salaries	\$21,936	\$18,750	116.99%	\$75,000	29.25%	\$53,064
2000 - Non-Instructional Salaries	\$30,304	\$16,250	186.49%	\$65,000	46.62%	\$34,696
3000 - Employee Benefits	\$22,324	\$12,500	178.59%	\$50,000	44.65%	\$27,676
4000 - Supplies and Materials	\$6,149	\$7,539	81.56%	\$30,157	20.39%	\$24,008
5000 - Other Operating Expenses and Services	\$10,590	\$5,230	202.48%	\$20,921	50.62%	\$10,331
6000 - Capital Outlay	\$0	\$0	100%	\$0	100%	\$0
Totals	\$91,303	\$60,270	151.49%	\$241,078	37.87%	\$149,775


Object Code	Year to Date (YTD) Expenditure	YTD Forecast	% Expended of YTD Forecast	Project Budget	% Expended of Project Budget	Budget Remaining
7000 - Other Outgo	\$0	\$0	100%	\$0	100%	\$0
Indirect Costs	\$0	\$0	100%	\$0	100%	\$0
Totals	\$91,303	\$60,270	151.49%	\$241,078	37.87%	\$149,775

Member Carryover Compliance Status

Description: The Member Carryover Compliance Status table shows how the member's spending is tracking against the allocations for the displayed fiscal year(s) based on expenditures entered as of the time of viewing.

Expenditures: A negative value indicates that current fiscal year spending has not begun, as there are still unused funds from previous fiscal years.

Carryover Amount & Carryover %: If current fiscal year spending has not yet begun (a negative Expenditures amount), Carryover Amount will remain equal to Allocation and Carryover % will remain 100%.

Fiscal Year	Allocation	Expenditures	Carryover Amount	Carryover %	Carryover Threshold %	Locked
2023-24	\$188,506	\$38,731	\$149,775	 79.45%	60%	-

Corrective Action Plan *

Spending down carryover

Additional Comments

Not Entered

Allocation Year 2021-22 Closeout

I have reviewed the fiscal reports for my agency and confirmed that all funds for this allocation year have been spent.


2021-22 Reverted Funds:

\$0

**Porterville Unified
2023-24 Q2**

Submitted by Glendi Osornio

Approved by Thatcher Weldon

Object Code	Year to Date (YTD) Expenditure	YTD Forecast	% Expended of YTD Forecast	Project Budget	% Expended of Project Budget	Budget Remaining
1000 - Instructional Salaries	\$410,515	\$182,884	224.47%	\$731,537	56.12%	\$321,022
2000 - Non-Instructional Salaries	\$148,591	\$70,000	212.27%	\$280,000	53.07%	\$131,409
3000 - Employee Benefits	\$252,752	\$116,250	217.42%	\$465,000	54.36%	\$212,248
4000 - Supplies and Materials	\$108,605	\$26,250	413.73%	\$105,000	103.43%	 -\$3,605
5000 - Other Operating Expenses and Services	\$130,920	\$56,250	232.75%	\$225,000	58.19%	\$94,080
6000 - Capital Outlay	\$0	\$2,000	0%	\$8,000	0%	\$8,000
7000 - Other Outgo	\$0	\$0	100%	\$0	100%	\$0
Indirect Costs	\$29,334	\$12,950	226.52%	\$51,800	56.63%	\$22,466
Totals	\$1,080,717	\$466,584	231.62%	\$1,866,337	57.91%	\$785,620

Member Carryover Compliance Status

Description: The Member Carryover Compliance Status table shows how the member's spending is tracking against the allocations for the displayed fiscal year(s) based on expenditures entered as of the time of viewing.

Expenditures: A negative value indicates that current fiscal year spending has not begun, as there are still unused funds from previous fiscal years.

Carryover Amount & Carryover %: If current fiscal year spending has not yet begun (a negative Expenditures amount), Carryover Amount will remain equal to Allocation and Carryover % will remain 100%.

Fiscal Year	Allocation	Expenditures	Carryover Amount	Carryover %	Carryover Threshold %	Locked
2023-24	\$1,866,337	\$1,080,717	\$785,620	42.09%	60%	-

Additional Comments

Not Entered

Allocation Year 2021-22 Closeout

I have reviewed the fiscal reports for my agency and confirmed that all funds for this allocation year have been spent.

2021-22 Reverted Funds:

\$0

Sierra Sands Unified 2023-24 Q2

Submitted by Lori McGuire 4991611

Approved by Thatcher Weldon


Object Code	Year to Date (YTD) Expenditure	YTD Forecast	% Expended of YTD Forecast	Project Budget	% Expended of Project Budget	Budget Remaining
1000 - Instructional Salaries	\$60,429	\$85,117	71%	\$170,234	35.5%	\$109,805
2000 - Non-Instructional Salaries	\$20,329	\$25,000	81.32%	\$50,000	40.66%	\$29,671
3000 - Employee Benefits	\$38,060	\$31,543	120.66%	\$63,085	60.33%	\$25,025
4000 - Supplies and Materials	\$457	\$25,000	1.83%	\$50,000	0.91%	\$49,543
5000 - Other Operating Expenses and Services	\$22,635	\$24,924	90.82%	\$49,848	45.41%	\$27,213
6000 - Capital Outlay	\$0	\$0	100%	\$0	100%	\$0
7000 - Other Outgo	\$0	\$0	100%	\$0	100%	\$0
Indirect Costs	\$7,095	\$10,282	69.01%	\$20,563	34.5%	\$13,468
Totals	\$149,005	\$201,865	73.81%	\$403,730	36.91%	\$254,725

Member Carryover Compliance Status

Description: The Member Carryover Compliance Status table shows how the member's spending is tracking against the allocations for the displayed fiscal year(s) based on expenditures entered as of the time of viewing.

Expenditures: A negative value indicates that current fiscal year spending has not begun, as there are still unused funds from previous fiscal years.

Carryover Amount & Carryover %: If current fiscal year spending has not yet begun (a negative Expenditures amount), Carryover Amount will remain equal to Allocation and Carryover % will remain 100%.

Fiscal Year	Allocation	Expenditures	Carryover Amount	Carryover %	Carryover Threshold %	Locked
2023-24	\$281,530	\$26,805	\$254,725	 90.48%	60%	-

Corrective Action Plan *

All costs are associated with the payroll, benefits, supplies, training, and indirect costs to implement the Adult Education Program.

Additional Comments

Not Entered

Allocation Year 2021-22 Closeout

I have reviewed the fiscal reports for my agency and confirmed that all funds for this allocation year have been spent.

2021-22 Reverted Funds:

\$0

Tehachapi Unified
2023-24 Q2

Submitted by Bianca Bequer

Approved by Thatcher Weldon

Object Code	Year to Date (YTD) Expenditure	YTD Forecast	% Expended of YTD Forecast	Project Budget	% Expended of Project Budget	Budget Remaining
1000 - Instructional Salaries	\$60,339	\$62,000	97.32%	\$155,000	38.93%	\$94,661
2000 - Non-Instructional Salaries	\$30,789	\$28,832	106.79%	\$72,080	42.72%	\$41,291
3000 - Employee Benefits	\$37,999	\$32,000	118.75%	\$80,000	47.5%	\$42,001
4000 - Supplies and Materials	\$0	\$16,000	0%	\$40,000	0%	\$40,000
5000 - Other Operating Expenses and Services	\$65,312	\$56,178	116.26%	\$140,445	46.5%	\$75,133
6000 - Capital Outlay	\$0	\$0	100%	\$0	100%	\$0
7000 - Other Outgo	\$0	\$0	100%	\$0	100%	\$0
Totals	\$204,160	\$204,755	99.71%	\$511,888	39.88%	\$307,728


Object Code	Year to Date (YTD) Expenditure	YTD Forecast	% Expended of YTD Forecast	Project Budget	% Expended of Project Budget	Budget Remaining
Indirect Costs	\$9,721	\$9,745	99.75%	\$24,363	39.9%	\$14,642
Totals	\$204,160	\$204,755	99.71%	\$511,888	39.88%	\$307,728

Member Carryover Compliance Status

Description: The Member Carryover Compliance Status table shows how the member's spending is tracking against the allocations for the displayed fiscal year(s) based on expenditures entered as of the time of viewing.

Expenditures: A negative value indicates that current fiscal year spending has not begun, as there are still unused funds from previous fiscal years.

Carryover Amount & Carryover %: If current fiscal year spending has not yet begun (a negative Expenditures amount), Carryover Amount will remain equal to Allocation and Carryover % will remain 100%.

Fiscal Year	Allocation	Expenditures	Carryover Amount	Carryover %	Carryover Threshold %	Locked
2023-24	\$301,186	-\$6,542	\$301,186	 100%	60%	-

Corrective Action Plan *

Currently spending down based on budget and work plan for the 23-24 school year.

Additional Comments

Not Entered

Allocation Year 2021-22 Closeout

I have reviewed the fiscal reports for my agency and confirmed that all funds for this allocation year have been spent.

2021-22 Reverted Funds:

\$0

**Wasco Union High
2023-24 Q2**

Submitted by Marleni Maston

Approved by Thatcher Weldon


Object Code	Year to Date (YTD) Expenditure	YTD Forecast	% Expended of YTD Forecast	Project Budget	% Expended of Project Budget	Budget Remaining
1000 - Instructional Salaries	\$73,814	\$64,496	114.45%	\$214,985	34.33%	\$141,171
2000 - Non-Instructional Salaries	\$2,848	\$6,083	46.82%	\$20,276	14.05%	\$17,428
3000 - Employee Benefits	\$27,268	\$22,200	122.83%	\$74,000	36.85%	\$46,732
4000 - Supplies and Materials	\$2,243	\$9,465	23.7%	\$31,550	7.11%	\$29,307
5000 - Other Operating Expenses and Services	\$15,925	\$8,734	182.34%	\$29,112	54.7%	\$13,187
6000 - Capital Outlay	\$0	\$0	100%	\$0	100%	\$0
7000 - Other Outgo	\$0	\$0	100%	\$0	100%	\$0
Indirect Costs	\$6,104	\$5,540	110.19%	\$18,465	33.06%	\$12,361
Totals	\$128,202	\$116,516	110.03%	\$388,388	33.01%	\$260,186

Member Carryover Compliance Status

Description: The Member Carryover Compliance Status table shows how the member's spending is tracking against the allocations for the displayed fiscal year(s) based on expenditures entered as of the time of viewing.

Expenditures: A negative value indicates that current fiscal year spending has not begun, as there are still unused funds from previous fiscal years.

Carryover Amount & Carryover %: If current fiscal year spending has not yet begun (a negative Expenditures amount), Carryover Amount will remain equal to Allocation and Carryover % will remain 100%.

Fiscal Year	Allocation	Expenditures	Carryover Amount	Carryover %	Carryover Threshold %	Locked
2023-24	\$331,865	\$71,679	\$260,186	 78.4%	60%	-

Corrective Action Plan *

NA - Wasco Union High School District does not have excess carryover. We are spending our funds based on our budget and workplans.

Additional Comments

Wasco Adult Education continues to provide ESL, Citizenship, and High School Equivalency, High School Diploma classes on campus. In-person and online classes are available for both ESL and High School Diploma classes. Wasco continues to provide HSE preparation and HSE testing services on site. Wasco Adult Education continues to work closely with Bakersfield college to provide a seamless transition for AE students.

Allocation Year 2021-22 Closeout

I have reviewed the fiscal reports for my agency and confirmed that all funds for this allocation year have been spent.

2021-22 Reverted Funds:

\$0



California
Community
Colleges



2024 © California Community Colleges

NOVA Site Version: 7.0.2