

Big Valley Joint Unified 2021-22 Q2

Submitted by Dianne Parady

Approved by Mitch Rosin

Object Code	Year to Date (YTD) Expenditure	YTD Forecast	% Expended of YTD Forecast	Project Budget	% Expended of Project Budget	Budget Remaining
1000 - Instructional Salaries	\$1,000	\$1,600	62.5%	\$8,000	12.5%	\$7,000
2000 - Non-Instructional Salaries	\$0	\$80	0%	\$400	0%	\$400
3000 - Employee Benefits	\$223	\$922	24.19%	\$4,609	4.84%	\$4,386
4000 - Supplies and Materials	\$534	\$842	63.45%	\$4,208	12.69%	\$3,674
5000 - Other Operating Expenses and Services	\$0	\$2,336	0%	\$11,679	0%	\$11,679
6000 - Capital Outlay	\$0	\$0	100%	\$0	100%	\$0
7000 - Other Outgo	\$0	\$0	100%	\$0	100%	\$0
Indirect Costs	\$0	\$120	0%	\$600	0%	\$600
Totals	\$1,757	\$5,899	29.78%	\$29,496	! 5.96%	\$27,739

Corrective Action Plan *

Adult Education teacher passed away and we didn't run the adult ed program for a few months. We just found a teacher who will be doing the position.

Additional Comments

Not Entered

Allocation Year 2019-20 Closeout

I have reviewed the fiscal reports for my agency and confirmed that all funds for this allocation year have been spent.


2019-20 Reverted Funds:

\$0

Fort Sage Unified
2021-22 Q2

Submitted by Heather Von Ins

Approved by Mitch Rosin

Object Code	Year to Date (YTD) Expenditure	YTD Forecast	% Expended of YTD Forecast	Project Budget	% Expended of Project Budget	Budget Remaining
1000 - Instructional Salaries	\$10,000	\$10,000	100%	\$25,000	40%	\$15,000
2000 - Non-Instructional Salaries	\$0	\$0	100%	\$0	100%	\$0
3000 - Employee Benefits	\$2,199	\$2,272	96.77%	\$5,681	38.71%	\$3,482
4000 - Supplies and Materials	\$0	\$6,130	0%	\$15,325	0%	\$15,325
5000 - Other Operating Expenses and Services	\$0	\$3,000	0%	\$7,500	0%	\$7,500
6000 - Capital Outlay	\$0	\$0	100%	\$0	100%	\$0
7000 - Other Outgo	\$0	\$0	100%	\$0	100%	\$0
Indirect Costs	\$0	\$1,070	0%	\$2,675	0%	\$2,675
Totals	\$12,199	\$22,472	54.28%	\$56,181	 21.71%	\$43,982

Corrective Action Plan *

The majority of expenditures will occur during quarters 3 and 4.

Additional Comments

Welding and Auto Shop classes were in session during the reporting period. 1000: expenses include Adult Ed. Instructor Stipend of \$2,500/month. 3000: Fixed costs for Instructor stipend.

Allocation Year 2019-20 Closeout

I have reviewed the fiscal reports for my agency and confirmed that all funds for this allocation year have been spent.


2019-20 Reverted Funds:

\$0

Lassen CCD
2021-22 Q2

Submitted by Carol Growdon

Approved by Mitch Rosin

Object Code	Year to Date (YTD) Expenditure	YTD Forecast	% Expended of YTD Forecast	Project Budget	% Expended of Project Budget	Budget Remaining
1000 - Instructional Salaries	\$35,720	\$50,400	70.87%	\$168,000	21.26%	\$132,280
2000 - Non-Instructional Salaries	\$73,713	\$88,800	83.01%	\$296,000	24.9%	\$222,287
3000 - Employee Benefits	\$61,493	\$39,052	157.46%	\$130,174	47.24%	\$68,681
4000 - Supplies and Materials	\$1,092	\$16,502	6.62%	\$55,006	1.99%	\$53,914
5000 - Other Operating Expenses and Services	\$24,060	\$41,595	57.84%	\$138,650	17.35%	\$114,590
6000 - Capital Outlay	\$0	\$15,000	0%	\$50,000	0%	\$50,000
7000 - Other Outgo	\$0	\$0	100%	\$0	100%	\$0
Indirect Costs	\$0	\$8,288	0%	\$27,628	0%	\$27,628
Totals	\$196,078	\$259,637	75.52%	\$865,458	22.66% 	\$669,380

Corrective Action Plan *

Purchase laptops, wifi devices, purchase Aztec Curriculum, investigate viability of Adult Education Center, Professional Development

Additional Comments

Not Entered

Allocation Year 2019-20 Closeout

I have reviewed the fiscal reports for my agency and confirmed that all funds for this allocation year have been spent.

2019-20 Reverted Funds:

\$0

Lassen Co. Office of Education
2021-22 Q2

Submitted by Patricia Gunderson

Approved by Mitch Rosin

Object Code	Year to Date (YTD) Expenditure	YTD Forecast	% Expended of YTD Forecast	Project Budget	% Expended of Project Budget	Budget Remaining
1000 - Instructional Salaries	\$38,729	\$15,976	242.42%	\$53,253	72.73%	\$14,524
2000 - Non-Instructional Salaries	\$0	\$0	100%	\$0	100%	\$0
3000 - Employee Benefits	\$8,441	\$3,482	242.43%	\$11,606	72.73%	\$3,165
4000 - Supplies and Materials	\$7,171	\$2,529	283.58%	\$8,429	85.08%	\$1,258
5000 - Other Operating Expenses and Services	\$23,222	\$6,967	333.33%	\$23,222	100%	\$0
6000 - Capital Outlay	\$0	\$0	100%	\$0	100%	\$0
7000 - Other Outgo	\$0	\$0	100%	\$0	100%	\$0
Indirect Costs	\$3,390	\$1,361	249.01%	\$4,538	74.7%	\$1,148
Totals	\$80,953	\$30,314	267.04%	\$101,048	80.11%	\$20,095

Additional Comments

Direct instruction, assessment and coordination of programs to support High School Diploma completion, computer literacy instruction, vocational culinary skills program, GED, Anger management, parenting, and job skills.

Allocation Year 2019-20 Closeout

I have reviewed the fiscal reports for my agency and confirmed that all funds for this allocation year have been spent.


2019-20 Reverted Funds:

\$0

Lassen Union High
2021-22 Q2

Submitted by Mrs. Cori Shields

Approved by Mitch Rosin

Object Code	Year to Date (YTD) Expenditure	YTD Forecast	% Expended of YTD Forecast	Project Budget	% Expended of Project Budget	Budget Remaining
1000 - Instructional Salaries	\$12,845	\$6,965	184.42%	\$34,826	36.88%	\$21,981
2000 - Non-Instructional Salaries	\$123	\$400	30.75%	\$2,000	6.15%	\$1,877
3000 - Employee Benefits	\$991	\$985	100.59%	\$4,926	20.12%	\$3,935
4000 - Supplies and Materials	\$2,987	\$6,550	45.6%	\$32,749	9.12%	\$29,762
5000 - Other Operating Expenses and Services	\$6,515	\$2,690	242.19%	\$13,450	48.44%	\$6,935
6000 - Capital Outlay	\$0	\$0	100%	\$0	100%	\$0
7000 - Other Outgo	\$0	\$0	100%	\$0	100%	\$0
Indirect Costs	\$0	\$666	0%	\$3,331	0%	\$3,331
Totals	\$23,461	\$18,256	128.51%	\$91,282	 25.7%	\$67,821

Corrective Action Plan *

Total actual expenditures are above the YTD forecast.

Additional Comments

Diploma Gold, CTE Computers, and CTE Wood Shop/Construction classes are active. We will be adding an additional day of Diploma Gold on Fridays and a new CTE Computer class with focus on I.T.

Allocation Year 2019-20 Closeout

I have reviewed the fiscal reports for my agency and confirmed that all funds for this allocation year have been spent.

2019-20 Reverted Funds:

\$0

Modoc Co. Office of Education
2021-22 Q2

Submitted by Leslie Corder

Approved by Mitch Rosin

Object Code	Year to Date (YTD) Expenditure	YTD Forecast	% Expended of YTD Forecast	Project Budget	% Expended of Project Budget	Budget Remaining
1000 - Instructional Salaries	\$0	\$0	100%	\$0	100%	\$0
2000 - Non-Instructional Salaries	\$0	\$0	100%	\$0	100%	\$0
3000 - Employee Benefits	\$0	\$0	100%	\$0	100%	\$0
4000 - Supplies and Materials	\$0	\$0	100%	\$0	100%	\$0
5000 - Other Operating Expenses and Services	\$20,134	\$58,622	34.35%	\$117,243	17.17%	\$97,109
6000 - Capital Outlay	\$0	\$0	100%	\$0	100%	\$0
7000 - Other Outgo	\$0	\$0	100%	\$0	100%	\$0
Indirect Costs	\$0	\$0	100%	\$0	100%	\$0
Totals	\$20,134	\$58,622	34.35%	\$117,243	17.17%	\$97,109

Corrective Action Plan *

There were not may services provided in the 1st qtr, the next 3 quarters will catch up in services provided and expenses.

Additional Comments

Not Entered

Allocation Year 2019-20 Closeout

I have reviewed the fiscal reports for my agency and confirmed that all funds for this allocation year have been spent.

2019-20 Reverted Funds:

\$0

**Modoc Joint Unified
2021-22 Q2**

Submitted by Elizabeth Guzman

Approved by Mitch Rosin

Object Code	Year to Date (YTD) Expenditure	YTD Forecast	% Expended of YTD Forecast	Project Budget	% Expended of Project Budget	Budget Remaining
1000 - Instructional Salaries	\$1,350	\$2,640	51.14%	\$13,200	10.23%	\$11,850
2000 - Non-Instructional Salaries	\$0	\$0	100%	\$0	100%	\$0
3000 - Employee Benefits	\$48	\$93	51.5%	\$466	10.3%	\$418
4000 - Supplies and Materials	\$4,381	\$7,433	58.94%	\$37,163	11.79%	\$32,782
5000 - Other Operating Expenses and Services	\$0	\$0	100%	\$0	100%	\$0
6000 - Capital Outlay	\$0	\$0	100%	\$0	100%	\$0
7000 - Other Outgo	\$0	\$0	100%	\$0	100%	\$0
Indirect Costs	\$0	\$508	0%	\$2,541	0%	\$2,541
Totals	\$5,779	\$10,674	54.14%	\$53,370	10.83%	\$47,591



Corrective Action Plan *

We offered fewer adult courses this fall due to staffing. Plan is to offer additional courses in the spring.

Additional Comments

Supplies purchased for Adult Education Welding, Fabrication, and Woodworking courses.

Allocation Year 2019-20 Closeout

I have reviewed the fiscal reports for my agency and confirmed that all funds for this allocation year have been spent.

2019-20 Reverted Funds:

\$0

**Shaffer Union Elementary
2021-22 Q2**

Submitted by Dianne Parady

Approved by Mitch Rosin

Object Code	Year to Date (YTD) Expenditure	YTD Forecast	% Expended of YTD Forecast	Project Budget	% Expended of Project Budget	Budget Remaining
1000 - Instructional Salaries	\$7,000	\$6,000	116.67%	\$20,000	35%	\$13,000
2000 - Non-Instructional Salaries	\$6,295	\$3,900	161.41%	\$13,000	48.42%	\$6,705
3000 - Employee Benefits	\$1,074	\$1,658	64.78%	\$5,526	19.44%	\$4,452
4000 - Supplies and Materials	\$0	\$3,469	0%	\$11,563	0%	\$11,563
5000 - Other Operating Expenses and Services	\$1,500	\$900	166.67%	\$3,000	50%	\$1,500
6000 - Capital Outlay	\$0	\$2,700	0%	\$9,000	0%	\$9,000
7000 - Other Outgo	\$0	\$0	100%	\$0	100%	\$0
Indirect Costs	\$0	\$450	0%	\$1,500	0%	\$1,500
Totals	\$15,869	\$19,077	83.19%	\$63,589	24.96%	\$47,720



Corrective Action Plan *

During this quarter we were only offering 1 adult ed class (ESL). The other program has shut down due to no students.

Additional Comments

Not Entered

Allocation Year 2019-20 Closeout

I have reviewed the fiscal reports for my agency and confirmed that all funds for this allocation year have been spent.

2019-20 Reverted Funds:

\$0

**Surprise Valley Joint Unified
2021-22 Q2**

Submitted by BillieJo Young

Approved by Mitch Rosin

Object Code	Year to Date (YTD) Expenditure	YTD Forecast	% Expended of YTD Forecast	Project Budget	% Expended of Project Budget	Budget Remaining
1000 - Instructional Salaries	\$0	\$580	0%	\$5,800	0%	\$5,800
2000 - Non-Instructional Salaries	\$0	\$0	100%	\$0	100%	\$0
3000 - Employee Benefits	\$0	\$134	0%	\$1,342	0%	\$1,342
4000 - Supplies and Materials	\$985	\$722	136.43%	\$7,220	13.64%	\$6,235
5000 - Other Operating Expenses and Services	\$0	\$0	100%	\$0	100%	\$0
6000 - Capital Outlay	\$28,705	\$3,200	897.03%	\$32,000	89.7%	\$3,295
7000 - Other Outgo	\$0	\$0	100%	\$0	100%	\$0
Indirect Costs	\$0	\$0	100%	\$0	100%	\$0
Totals	\$29,690	\$4,636	640.4%	\$46,362	64.04%	\$16,672

Additional Comments

Not Entered

Allocation Year 2019-20 Closeout

I have reviewed the fiscal reports for my agency and confirmed that all funds for this allocation year have been spent.

2019-20 Reverted Funds:

\$0

**Westwood Unified
2021-22 Q2**

Submitted by Krissy House

Approved by Mitch Rosin

Object Code	Year to Date (YTD) Expenditure	YTD Forecast	% Expended of YTD Forecast	Project Budget	% Expended of Project Budget	Budget Remaining
1000 - Instructional Salaries	\$250	\$900	27.78%	\$6,000	4.17%	\$5,750
2000 - Non-Instructional Salaries	\$6,960	\$4,285	162.44%	\$28,565	24.37%	\$21,605
3000 - Employee Benefits	\$4,446	\$2,435	182.58%	\$16,234	27.39%	\$11,788
4000 - Supplies and Materials	\$650	\$1,650	39.39%	\$11,000	5.91%	\$10,350
5000 - Other Operating Expenses and Services	\$0	\$1,200	0%	\$8,000	0%	\$8,000
6000 - Capital Outlay	\$0	\$1,701	0%	\$11,340	0%	\$11,340
7000 - Other Outgo	\$0	\$0	100%	\$0	100%	\$0
Indirect Costs	\$0	\$608	0%	\$4,056	0%	\$4,056
Totals	\$12,306	\$12,779	96.3%	\$85,195	 14.44%	\$72,889

Corrective Action Plan *

We have several courses scheduled for 2022. We have scheduled 3 FoodSafety Managers Courses which include Certificates of completion to those who pass the online testing component. We are planning 2 different CalOsha certificated courses in the Construction Industry and the Cullinary Industry. These courses will have fees for instruction, supplies and testing materials. We will also offer first aid and CPR courses that provide compentancy cards upon completion. All of these courses are designed to help our community members be better prepared to enter the workforce. All of the above courses have a computer component and we have been told that our current lab that is used for these courses is slow and out dated so we are in the process of obtaining quotes to update this lab so that we can offer more effecient internet and computer access.

Additional Comments

Not Entered

Allocation Year 2019-20 Closeout

I have reviewed the fiscal reports for my agency and confirmed that all funds for this allocation year have been spent.

2019-20 Reverted Funds:

\$0



California
Community
Colleges



2022 © California Community Colleges
NOVA Site Version: 5.0.2