

Big Valley Joint Unified 2022-23 Q2

Submitted by Dianne Parady

Approved by Mitch Rosin

Object Code	Year to Date (YTD) Expenditure	YTD Forecast	% Expended of YTD Forecast	Project Budget	% Expended of Project Budget	Budget Remaining
1000 - Instructional Salaries	\$2,374	\$1,875	126.61%	\$7,500	31.65%	\$5,126
2000 - Non-Instructional Salaries	\$0	\$100	0%	\$400	0%	\$400
3000 - Employee Benefits	\$587	\$250	234.8%	\$1,000	58.7%	\$413
4000 - Supplies and Materials	\$2,618	\$1,644	159.25%	\$6,576	39.81%	\$3,958
5000 - Other Operating Expenses and Services	\$1,121	\$5,284	21.21%	\$21,136	5.3%	\$20,015
6000 - Capital Outlay	\$0	\$0	100%	\$0	100%	\$0
7000 - Other Outgo	\$0	\$0	100%	\$0	100%	\$0
Indirect Costs	\$0	\$125	0%	\$500	0%	\$500
Totals	\$6,700	\$9,278	72.21%	\$37,112	18.05%	\$30,412

Corrective Action Plan *

Not Entered

Additional Comments

Adult Ed Instructor Salaries and benefits. Supplies for Adult Ed Classes.

Allocation Year 2020-21 Closeout

I have reviewed the fiscal reports for my agency and confirmed that all funds for this allocation year have been spent.


2020-21 Reverted Funds:

\$0

Fort Sage Unified
2022-23 Q2

Submitted by Heather Von Ins

Approved by Mitch Rosin

Object Code	Year to Date (YTD) Expenditure	YTD Forecast	% Expended of YTD Forecast	Project Budget	% Expended of Project Budget	Budget Remaining
1000 - Instructional Salaries	\$10,000	\$7,500	133.33%	\$25,000	40%	\$15,000
2000 - Non-Instructional Salaries	\$0	\$0	100%	\$0	100%	\$0
3000 - Employee Benefits	\$2,370	\$2,325	101.94%	\$7,750	30.58%	\$5,380
4000 - Supplies and Materials	\$788	\$3,600	21.89%	\$12,000	6.57%	\$11,212
5000 - Other Operating Expenses and Services	\$0	\$1,500	0%	\$5,000	0%	\$5,000
6000 - Capital Outlay	\$0	\$0	100%	\$0	100%	\$0
7000 - Other Outgo	\$0	\$322	0%	\$1,072	0%	\$1,072
Indirect Costs	\$0	\$0	100%	\$0	100%	\$0
Totals	\$13,158	\$15,247	86.3%	\$50,822	25.89% 	\$37,664

Corrective Action Plan *

Not Entered

Additional Comments

Not Entered

Allocation Year 2020-21 Closeout

I have reviewed the fiscal reports for my agency and confirmed that all funds for this allocation year have been spent.

2020-21 Reverted Funds:

\$0

Lassen CCD
2022-23 Q2

Submitted by Carol Growdon

Approved by Mitch Rosin

Object Code	Year to Date (YTD) Expenditure	YTD Forecast	% Expended of YTD Forecast	Project Budget	% Expended of Project Budget	Budget Remaining
1000 - Instructional Salaries	\$62,165	\$46,926	132.47%	\$156,421	39.74%	\$94,256
2000 - Non-Instructional Salaries	\$59,844	\$38,870	153.96%	\$129,568	46.19%	\$69,724
3000 - Employee Benefits	\$71,408	\$48,081	148.52%	\$160,270	44.55%	\$88,862
4000 - Supplies and Materials	\$907	\$32,553	2.79%	\$108,509	0.84%	\$107,602
5000 - Other Operating Expenses and Services	\$33,544	\$82,154	40.83%	\$273,848	12.25%	\$240,304
6000 - Capital Outlay	\$3,992	\$11,284	35.38%	\$37,614	10.61%	\$33,622
7000 - Other Outgo	\$0	\$0	100%	\$0	100%	\$0
Indirect Costs	\$0	\$0	100%	\$0	100%	\$0
Totals	\$231,860	\$259,869	89.22%	\$866,230	26.77%	\$634,370

Corrective Action Plan *

LCC is exploring implementing new non-credit programs.

Additional Comments

Not Entered

Allocation Year 2020-21 Closeout

I have reviewed the fiscal reports for my agency and confirmed that all funds for this allocation year have been spent.


2020-21 Reverted Funds:

\$0

Lassen Co. Office of Education 2022-23 Q2

Submitted by Patricia Gunderson

Approved by Mitch Rosin

Object Code	Year to Date (YTD) Expenditure	YTD Forecast	% Expended of YTD Forecast	Project Budget	% Expended of Project Budget	Budget Remaining
1000 - Instructional Salaries	\$27,064	\$18,421	146.92%	\$61,402	44.08%	\$34,338
2000 - Non-Instructional Salaries	\$0	\$0	100%	\$0	100%	\$0
3000 - Employee Benefits	\$6,505	\$5,981	108.76%	\$19,936	32.63%	\$13,431
4000 - Supplies and Materials	\$17,942	\$9,275	193.44%	\$30,918	58.03%	\$12,976
5000 - Other Operating Expenses and Services	\$16,140	\$39,610	40.75%	\$132,033	12.22%	\$115,893
6000 - Capital Outlay	\$0	\$0	100%	\$0	100%	\$0
7000 - Other Outgo	\$0	\$0	100%	\$0	100%	\$0
Indirect Costs	\$2,556	\$3,600	71%	\$12,000	21.3%	\$9,444
Totals	\$70,207	\$76,887	91.31%	\$256,289	27.39% 	\$186,082

Corrective Action Plan *

Not Entered

Additional Comments

Not Entered

Allocation Year 2020-21 Closeout

I have reviewed the fiscal reports for my agency and confirmed that all funds for this allocation year have been spent.

2020-21 Reverted Funds:

\$0

Lassen Union High 2022-23 Q2

Submitted by Mrs. Cori Shields

Approved by Mitch Rosin

Object Code	Year to Date (YTD) Expenditure	YTD Forecast	% Expended of YTD Forecast	Project Budget	% Expended of Project Budget	Budget Remaining
1000 - Instructional Salaries	\$18,234	\$8,464	215.44%	\$33,855	53.86%	\$15,621
2000 - Non-Instructional Salaries	\$154	\$500	30.8%	\$2,000	7.7%	\$1,846
3000 - Employee Benefits	\$2,285	\$1,125	203.11%	\$4,500	50.78%	\$2,215
4000 - Supplies and Materials	\$5,013	\$5,750	87.18%	\$23,000	21.8%	\$17,987
5000 - Other Operating Expenses and Services	\$7,008	\$9,089	77.11%	\$36,355	19.28%	\$29,347
6000 - Capital Outlay	\$0	\$0	100%	\$0	100%	\$0
7000 - Other Outgo	\$0	\$0	100%	\$0	100%	\$0
Indirect Costs	\$0	\$1,231	0%	\$4,925	0%	\$4,925
Totals	\$32,694	\$26,159	124.98%	\$104,635	31.25%	\$71,941

Additional Comments

Not Entered

Allocation Year 2020-21 Closeout

I have reviewed the fiscal reports for my agency and confirmed that all funds for this allocation year have been spent.


2020-21 Reverted Funds:

\$0

Modoc Co. Office of Education 2022-23 Q2

Submitted by Leslie Corder

Approved by Mitch Rosin

Object Code	Year to Date (YTD) Expenditure	YTD Forecast	% Expended of YTD Forecast	Project Budget	% Expended of Project Budget	Budget Remaining
1000 - Instructional Salaries	\$0	\$0	100%	\$0	100%	\$0
2000 - Non-Instructional Salaries	\$0	\$15,000	0%	\$50,000	0%	\$50,000
3000 - Employee Benefits	\$0	\$3,300	0%	\$11,000	0%	\$11,000
4000 - Supplies and Materials	\$0	\$1,901	0%	\$6,337	0%	\$6,337
5000 - Other Operating Expenses and Services	\$25,173	\$10,860	231.8%	\$36,200	69.54%	\$11,027
6000 - Capital Outlay	\$0	\$0	100%	\$0	100%	\$0
7000 - Other Outgo	\$0	\$0	100%	\$0	100%	\$0
Indirect Costs	\$0	\$0	100%	\$0	100%	\$0
Totals	\$25,173	\$31,061	81.04%	\$103,537	24.31% 	\$78,364

Corrective Action Plan *

Not Entered

Additional Comments

Not Entered

Allocation Year 2020-21 Closeout

I have reviewed the fiscal reports for my agency and confirmed that all funds for this allocation year have been spent.

2020-21 Reverted Funds:

\$0

**Modoc Joint Unified
2022-23 Q2**

Submitted by Elizabeth Guzman

Approved by Mitch Rosin

Object Code	Year to Date (YTD) Expenditure	YTD Forecast	% Expended of YTD Forecast	Project Budget	% Expended of Project Budget	Budget Remaining
1000 - Instructional Salaries	\$4,650	\$5,280	88.07%	\$13,200	35.23%	\$8,550
2000 - Non-Instructional Salaries	\$0	\$0	100%	\$0	100%	\$0
3000 - Employee Benefits	\$168	\$190	88.24%	\$476	35.29%	\$308
4000 - Supplies and Materials	\$7,378	\$12,547	58.8%	\$31,368	23.52%	\$23,990
5000 - Other Operating Expenses and Services	\$0	\$0	100%	\$0	100%	\$0
6000 - Capital Outlay	\$0	\$0	100%	\$0	100%	\$0
7000 - Other Outgo	\$0	\$0	100%	\$0	100%	\$0
Indirect Costs	\$0	\$836	0%	\$2,089	0%	\$2,089
Totals	\$12,196	\$18,853	64.69%	\$47,133	25.88% 	\$34,937

Corrective Action Plan *

Not Entered

Additional Comments

Teacher salaries and benefits for adult classes. Supplies purchased for adult education welding and woodworking courses.

Allocation Year 2020-21 Closeout

I have reviewed the fiscal reports for my agency and confirmed that all funds for this allocation year have been spent.

2020-21 Reverted Funds:

\$0

**Surprise Valley Joint Unified
2022-23 Q2**

Submitted by BillieJo Young

Approved by Mitch Rosin

Object Code	Year to Date (YTD) Expenditure	YTD Forecast	% Expended of YTD Forecast	Project Budget	% Expended of Project Budget	Budget Remaining
1000 - Instructional Salaries	\$0	\$1,020	0%	\$6,000	0%	\$6,000
2000 - Non-Instructional Salaries	\$0	\$0	100%	\$0	100%	\$0
3000 - Employee Benefits	\$0	\$250	0%	\$1,471	0%	\$1,471
4000 - Supplies and Materials	\$0	\$3,716	0%	\$21,856	0%	\$21,856
5000 - Other Operating Expenses and Services	\$0	\$0	100%	\$0	100%	\$0
6000 - Capital Outlay	\$0	\$0	100%	\$0	100%	\$0
7000 - Other Outgo	\$0	\$0	100%	\$0	100%	\$0
Indirect Costs	\$0	\$249	0%	\$1,466	0%	\$1,466
Totals	\$0	\$5,235	0%	\$30,793	! 0%	\$30,793

Corrective Action Plan *

Not Entered

Additional Comments

Classes will be starting soon.

Allocation Year 2020-21 Closeout

I have reviewed the fiscal reports for my agency and confirmed that all funds for this allocation year have been spent.

2020-21 Reverted Funds:

\$0

**Westwood Unified
2022-23 Q2**

Submitted by Krissy House

Approved by Mitch Rosin

Object Code	Year to Date (YTD) Expenditure	YTD Forecast	% Expended of YTD Forecast	Project Budget	% Expended of Project Budget	Budget Remaining
1000 - Instructional Salaries	\$0	\$3,320	0%	\$8,300	0%	\$8,300
2000 - Non-Instructional Salaries	\$11,170	\$12,680	88.09%	\$31,700	35.24%	\$20,530
3000 - Employee Benefits	\$5,114	\$7,425	68.88%	\$18,562	27.55%	\$13,448
4000 - Supplies and Materials	\$2,008	\$9,600	20.92%	\$24,000	8.37%	\$21,992
5000 - Other Operating Expenses and Services	\$1,490	\$3,200	46.56%	\$8,000	18.63%	\$6,510
6000 - Capital Outlay	\$0	\$6,203	0%	\$15,508	0%	\$15,508
7000 - Other Outgo	\$0	\$0	100%	\$0	100%	\$0
Indirect Costs	\$942	\$2,121	44.41%	\$5,303	17.76%	\$4,361
Totals	\$20,724	\$44,549	46.52%	\$111,373	18.61%	\$90,649

Corrective Action Plan *

Not Entered

Additional Comments

We continue to offer our Food Safety - Manager, CPR and 1st Aid courses. We will be adding additional construction trades and bookkeeping for your small business classes in the spring.

Allocation Year 2020-21 Closeout

I have reviewed the fiscal reports for my agency and confirmed that all funds for this allocation year have been spent.

2020-21 Reverted Funds:

\$0



2023 © California Community Colleges
NOVA Site Version: 6.2.2