


Big Valley Joint Unified 2022-23 Q3

Submitted by Dianne Parady

Approved by Mitch Rosin

Object Code	Year to Date (YTD) Expenditure	YTD Forecast	% Expended of YTD Forecast	Project Budget	% Expended of Project Budget	Budget Remaining
1000 - Instructional Salaries	\$3,994	\$2,250	177.51%	\$7,500	53.25%	\$3,506
2000 - Non-Instructional Salaries	\$0	\$120	0%	\$400	0%	\$400
3000 - Employee Benefits	\$985	\$300	328.33%	\$1,000	98.5%	\$15
4000 - Supplies and Materials	\$4,618	\$1,973	234.08%	\$6,576	70.23%	\$1,958
5000 - Other Operating Expenses and Services	\$1,121	\$6,341	17.68%	\$21,136	5.3%	\$20,015
6000 - Capital Outlay	\$0	\$0	100%	\$0	100%	\$0
7000 - Other Outgo	\$0	\$0	100%	\$0	100%	\$0
Indirect Costs	\$0	\$150	0%	\$500	0%	\$500
Totals	\$10,718	\$11,134	96.27%	\$37,112	28.88% 	\$26,394

Additional Comments

Adult Ed Instructor Salaries and benefits. Supplies for Adult Ed Classes

Fort Sage Unified 2022-23 Q3

Submitted by Heather Von Ins

Approved by Mitch Rosin

Object Code	Year to Date (YTD) Expenditure	YTD Forecast	% Expended of YTD Forecast	Project Budget	% Expended of Project Budget	Budget Remaining
1000 - Instructional Salaries	\$17,500	\$11,250	155.56%	\$25,000	70%	\$7,500
2000 - Non-Instructional Salaries	\$0	\$0	100%	\$0	100%	\$0
3000 - Employee Benefits	\$4,188	\$3,488	120.09%	\$7,750	54.04%	\$3,562
4000 - Supplies and Materials	\$4,459	\$5,400	82.57%	\$12,000	37.16%	\$7,541
5000 - Other Operating Expenses and Services	\$1,275	\$2,250	56.67%	\$5,000	25.5%	\$3,725
6000 - Capital Outlay	\$0	\$0	100%	\$0	100%	\$0
7000 - Other Outgo	\$0	\$482	0%	\$1,072	0%	\$1,072
Indirect Costs	\$0	\$0	100%	\$0	100%	\$0
Totals	\$27,422	\$22,870	119.9%	\$50,822	53.96%	\$23,400


Additional Comments

Not Entered

**Lassen CCD
2022-23 Q3**

Submitted by Carol Growdon

Approved by Mitch Rosin

Object Code	Year to Date (YTD) Expenditure	YTD Forecast	% Expended of YTD Forecast	Project Budget	% Expended of Project Budget	Budget Remaining
1000 - Instructional Salaries	\$104,764	\$78,211	133.95%	\$156,421	66.98%	\$51,657
2000 - Non-Instructional Salaries	\$93,579	\$64,784	144.45%	\$129,568	72.22%	\$35,989
3000 - Employee Benefits	\$115,468	\$80,135	144.09%	\$160,270	72.05%	\$44,802
4000 - Supplies and Materials	\$907	\$54,255	1.67%	\$108,509	0.84%	\$107,602
5000 - Other Operating Expenses and Services	\$53,503	\$136,924	39.07%	\$273,848	19.54%	\$220,345
6000 - Capital Outlay	\$3,992	\$18,807	21.23%	\$37,614	10.61%	\$33,622
7000 - Other Outgo	\$0	\$0	100%	\$0	100%	\$0
Indirect Costs	\$0	\$0	100%	\$0	100%	\$0
Totals	\$372,213	\$433,115	85.94%	\$866,230	42.97% 	\$494,017


Additional Comments

Consortium expenses are on target, including the Consortium Lead and Transitions Counselor along with professional development. College program activities include Basic Skills courses, Computer IT courses, professional development and administrative activities.

**Lassen Co. Office of Education
2022-23 Q3**

Submitted by Patricia Gunderson

Approved by Mitch Rosin

Object Code	Year to Date (YTD) Expenditure	YTD Forecast	% Expended of YTD Forecast	Project Budget	% Expended of Project Budget	Budget Remaining
1000 - Instructional Salaries	\$43,663	\$27,631	158.02%	\$61,402	71.11%	\$17,739
2000 - Non-Instructional Salaries	\$0	\$0	100%	\$0	100%	\$0
3000 - Employee Benefits	\$10,494	\$8,971	116.97%	\$19,936	52.64%	\$9,442
4000 - Supplies and Materials	\$24,823	\$13,913	178.41%	\$30,918	80.29%	\$6,095
5000 - Other Operating Expenses and Services	\$29,276	\$59,415	49.27%	\$132,033	22.17%	\$102,757
6000 - Capital Outlay	\$0	\$0	100%	\$0	100%	\$0
7000 - Other Outgo	\$0	\$0	100%	\$0	100%	\$0
Indirect Costs	\$2,556	\$5,400	47.33%	\$12,000	21.3%	\$9,444
Totals	\$110,812	\$115,330	96.08%	\$256,289	43.24% 	\$145,477

Additional Comments

Not Entered

**Lassen Union High
2022-23 Q3**

Submitted by Mrs. Cori Shields
Approved by Mitch Rosin

Object Code	Year to Date (YTD) Expenditure	YTD Forecast	% Expended of YTD Forecast	Project Budget	% Expended of Project Budget	Budget Remaining
1000 - Instructional Salaries	\$28,177	\$16,928	166.46%	\$33,855	83.23%	\$5,678
2000 - Non-Instructional Salaries	\$485	\$1,000	48.5%	\$2,000	24.25%	\$1,515
3000 - Employee Benefits	\$3,837	\$2,250	170.53%	\$4,500	85.27%	\$663
4000 - Supplies and Materials	\$5,781	\$11,500	50.27%	\$23,000	25.13%	\$17,219
5000 - Other Operating Expenses and Services	\$7,127	\$18,178	39.21%	\$36,355	19.6%	\$29,228
6000 - Capital Outlay	\$0	\$0	100%	\$0	100%	\$0
7000 - Other Outgo	\$0	\$0	100%	\$0	100%	\$0
Indirect Costs	\$0	\$2,463	0%	\$4,925	0%	\$4,925
Totals	\$45,407	\$52,318	86.79%	\$104,635	! 43.4%	\$59,228

Additional Comments

Not Entered

**Modoc Co. Office of Education
2022-23 Q3**

Submitted by Leslie Corder

Approved by Mitch Rosin

Object Code	Year to Date (YTD) Expenditure	YTD Forecast	% Expended of YTD Forecast	Project Budget	% Expended of Project Budget	Budget Remaining
1000 - Instructional Salaries	\$0	\$0	100%	\$0	100%	\$0
2000 - Non-Instructional Salaries	\$18,873	\$22,500	83.88%	\$50,000	37.75%	\$31,127
3000 - Employee Benefits	\$4,690	\$4,950	94.75%	\$11,000	42.64%	\$6,310
4000 - Supplies and Materials	\$1,627	\$2,852	57.05%	\$6,337	25.67%	\$4,710
5000 - Other Operating Expenses and Services	\$25,173	\$16,290	154.53%	\$36,200	69.54%	\$11,027
6000 - Capital Outlay	\$0	\$0	100%	\$0	100%	\$0
7000 - Other Outgo	\$0	\$0	100%	\$0	100%	\$0
Indirect Costs	\$0	\$0	100%	\$0	100%	\$0
Totals	\$50,363	\$46,592	108.09%	\$103,537	48.64%	\$53,174

Additional Comments

Not Entered

**Modoc Joint Unified
2022-23 Q3**

Submitted by Elizabeth Guzman

Approved by Mitch Rosin

Object Code	Year to Date (YTD) Expenditure	YTD Forecast	% Expended of YTD Forecast	Project Budget	% Expended of Project Budget	Budget Remaining
1000 - Instructional Salaries	\$8,625	\$7,920	108.9%	\$13,200	65.34%	\$4,575
2000 - Non-Instructional Salaries	\$0	\$0	100%	\$0	100%	\$0
3000 - Employee Benefits	\$311	\$286	108.89%	\$476	65.34%	\$165
4000 - Supplies and Materials	\$17,316	\$18,821	92%	\$31,368	55.2%	\$14,052
5000 - Other Operating Expenses and Services	\$0	\$0	100%	\$0	100%	\$0
6000 - Capital Outlay	\$0	\$0	100%	\$0	100%	\$0
7000 - Other Outgo	\$0	\$0	100%	\$0	100%	\$0
Indirect Costs	\$0	\$1,253	0%	\$2,089	0%	\$2,089
Totals	\$26,252	\$28,280	92.83%	\$47,133	55.7%	\$20,881

Additional Comments

Teacher salaries and benefits for adult classes. Supplies purchased for adult education welding and woodworking courses.

**Surprise Valley Joint Unified
2022-23 Q3**

Submitted by BillieJo Young

Approved by Mitch Rosin

Object Code	Year to Date (YTD) Expenditure	YTD Forecast	% Expended of YTD Forecast	Project Budget	% Expended of Project Budget	Budget Remaining
1000 - Instructional Salaries	\$0	\$4,860	0%	\$6,000	0%	\$6,000
2000 - Non-Instructional Salaries	\$0	\$0	100%	\$0	100%	\$0
3000 - Employee Benefits	\$0	\$1,192	0%	\$1,471	0%	\$1,471
4000 - Supplies and Materials	\$5,826	\$17,703	32.91%	\$21,856	26.66%	\$16,030
5000 - Other Operating Expenses and Services	\$0	\$0	100%	\$0	100%	\$0
6000 - Capital Outlay	\$0	\$0	100%	\$0	100%	\$0
7000 - Other Outgo	\$0	\$0	100%	\$0	100%	\$0
Indirect Costs	\$291	\$1,187	24.51%	\$1,466	19.85%	\$1,175
Totals	\$6,117	\$24,942	24.52%	\$30,793	19.86%	\$24,676


Additional Comments

Not Entered

**Westwood Unified
2022-23 Q3**

Submitted by Krissy House

Approved by Mitch Rosin

Object Code	Year to Date (YTD) Expenditure	YTD Forecast	% Expended of YTD Forecast	Project Budget	% Expended of Project Budget	Budget Remaining
1000 - Instructional Salaries	\$0	\$6,640	0%	\$8,300	0%	\$8,300
2000 - Non-Instructional Salaries	\$14,860	\$25,360	58.6%	\$31,700	46.88%	\$16,840
3000 - Employee Benefits	\$7,341	\$14,850	49.44%	\$18,562	39.55%	\$11,221
4000 - Supplies and Materials	\$2,008	\$19,200	10.46%	\$24,000	8.37%	\$21,992
5000 - Other Operating Expenses and Services	\$2,354	\$6,400	36.78%	\$8,000	29.43%	\$5,646
6000 - Capital Outlay	\$0	\$12,406	0%	\$15,508	0%	\$15,508
7000 - Other Outgo	\$0	\$0	100%	\$0	100%	\$0
Indirect Costs	\$1,328	\$4,242	31.3%	\$5,303	25.04%	\$3,975
Totals	\$27,891	\$89,098	31.3%	\$111,373	25.04% 	\$83,482

Additional Comments

We will continue to offer our Food Safety Managers course as it is very well attended due to the resort nature of our surrounding areas. We will also continue to offer our CPR & 1st Aid courses which are a requirement for many employment positions in our area.



California Community Colleges



2023 © California Community Colleges
NOVA Site Version: 6.3.2