

25 Lassen-Modoc Adult Education Consortium

Big Valley Joint Unified  
2023-24 Q2

Submitted by Dianne Parady

Approved by Mitch Rosin


Object Code	Year to Date (YTD) Expenditure	YTD Forecast	% Expended of YTD Forecast	Project Budget	% Expended of Project Budget	Budget Remaining
1000 - Instructional Salaries	\$2,494	\$1,744	143.05%	\$6,974	35.76%	\$4,480
2000 - Non-Instructional Salaries	\$0	\$0	100%	\$0	100%	\$0
3000 - Employee Benefits	\$442	\$674	65.63%	\$2,694	16.41%	\$2,252
4000 - Supplies and Materials	\$2,000	\$2,727	73.34%	\$10,908	18.34%	\$8,908
5000 - Other Operating Expenses and Services	\$13,134	\$6,034	217.68%	\$24,134	54.42%	\$11,000
6000 - Capital Outlay	\$0	\$0	100%	\$0	100%	\$0
7000 - Other Outgo	\$0	\$0	100%	\$0	100%	\$0
Indirect Costs	\$0	\$225	0%	\$900	0%	\$900
<b>Totals</b>	<b>\$18,070</b>	<b>\$11,403</b>	<b>158.47%</b>	<b>\$45,610</b>	<b>39.62%</b>	<b>\$27,540</b>

Member Carryover Compliance Status

**Description:** The Member Carryover Compliance Status table shows how the member's spending is tracking against the allocations for the displayed fiscal year(s) based on expenditures entered as of the time of viewing.

**Expenditures:** A negative value indicates that current fiscal year spending has not begun, as there are still unused funds from previous fiscal years.

**Carryover Amount & Carryover %:** If current fiscal year spending has not yet begun (a negative Expenditures amount), Carryover Amount will remain equal to Allocation and Carryover % will remain 100%.

Fiscal Year	Allocation	Expenditures	Carryover Amount	Carryover %	Carryover Threshold %	Locked
2023-24	\$28,826	\$1,286	\$27,540	 95.54%	60%	-

Corrective Action Plan \*

There has been changes to the program and carryover funds are being spent down.

**Additional Comments**

Funds were used for salaries and fixed costs for the Adult Ed Program, EMT Program operating costs and books and supplies needed for classes.

**Allocation Year 2021-22 Closeout**

I have reviewed the fiscal reports for my agency and confirmed that all funds for this allocation year have been spent.

**2021-22 Reverted Funds:**

\$0

**Fort Sage Unified  
2023-24 Q2**

Submitted by Heather Von Ins

Approved by Mitch Rosin


Object Code	Year to Date (YTD) Expenditure	YTD Forecast	% Expended of YTD Forecast	Project Budget	% Expended of Project Budget	Budget Remaining
1000 - Instructional Salaries	\$6,667	\$12,500	53.34%	\$25,000	26.67%	\$18,333
2000 - Non-Instructional Salaries	\$0	\$0	100%	\$0	100%	\$0
3000 - Employee Benefits	\$1,431	\$1,995	71.75%	\$3,989	35.87%	\$2,558
4000 - Supplies and Materials	\$1,687	\$5,500	30.67%	\$11,000	15.34%	\$9,313
5000 - Other Operating Expenses and Services	\$0	\$4,000	0%	\$8,000	0%	\$8,000
6000 - Capital Outlay	\$0	\$0	100%	\$0	100%	\$0
7000 - Other Outgo	\$0	\$0	100%	\$0	100%	\$0
Indirect Costs	\$0	\$1,047	0%	\$2,093	0%	\$2,093
<b>Totals</b>	<b>\$9,785</b>	<b>\$25,041</b>	<b>39.08%</b>	<b>\$50,082</b>	<b>! 19.54%</b>	<b>\$40,297</b>

**Member Carryover Compliance Status**

**Description:** The Member Carryover Compliance Status table shows how the member's spending is tracking against the allocations for the displayed fiscal year(s) based on expenditures entered as of the time of viewing.

**Expenditures:** A negative value indicates that current fiscal year spending has not begun, as there are still unused funds from previous fiscal years.

**Carryover Amount & Carryover %:** If current fiscal year spending has not yet begun (a negative Expenditures amount), Carryover Amount will remain equal to Allocation and Carryover % will remain 100%.

Fiscal Year	Allocation	Expenditures	Carryover Amount	Carryover %	Carryover Threshold %	Locked
2023-24	\$50,082	\$9,785	\$40,297	 80.46%	60%	-

**Corrective Action Plan \***

The majority of expenditures will take place in the second half of the year.

**Additional Comments**

Not Entered

**Allocation Year 2021-22 Closeout**

I have reviewed the fiscal reports for my agency and confirmed that all funds for this allocation year have been spent.

**2021-22 Reverted Funds:**

\$0

**Lassen CCD**

2023-24 Q2

Submitted by Carol Growdon

Approved by Mitch Rosin

Object Code	Year to Date (YTD) Expenditure	YTD Forecast	% Expended of YTD Forecast	Project Budget	% Expended of Project Budget	Budget Remaining
1000 - Instructional Salaries	\$63,507	\$65,625	96.77%	\$164,063	38.71%	\$100,556
2000 - Non-Instructional Salaries	\$66,728	\$58,920	113.25%	\$147,300	45.3%	\$80,572
3000 - Employee Benefits	\$73,041	\$74,915	97.5%	\$187,287	39%	\$114,246
4000 - Supplies and Materials	\$36	\$4,118	0.87%	\$10,295	0.35%	\$10,259
5000 - Other Operating Expenses and Services	\$40,137	\$61,406	65.36%	\$153,515	26.15%	\$113,378
6000 - Capital Outlay	\$0	\$80,000	0%	\$200,000	0%	\$200,000
<b>Totals</b>	<b>\$243,449</b>	<b>\$344,984</b>	<b>70.57%</b>	<b>\$862,460</b>	<b>28.23%</b>	<b>\$619,011</b>

Object Code	Year to Date (YTD) Expenditure	YTD Forecast	% Expended of YTD Forecast	Project Budget	% Expended of Project Budget	Budget Remaining
7000 - Other Outgo	\$0	\$0	100%	\$0	100%	\$0
Indirect Costs	\$0	\$0	100%	\$0	100%	\$0
<b>Totals</b>	<b>\$243,449</b>	<b>\$344,984</b>	<b>70.57%</b>	<b>\$862,460</b>	<b>! 28.23%</b>	<b>\$619,011</b>

**Member Carryover Compliance Status**

**Description:** The Member Carryover Compliance Status table shows how the member's spending is tracking against the allocations for the displayed fiscal year(s) based on expenditures entered as of the time of viewing.

**Expenditures:** A negative value indicates that current fiscal year spending has not begun, as there are still unused funds from previous fiscal years.

**Carryover Amount & Carryover %:** If current fiscal year spending has not yet begun (a negative Expenditures amount), Carryover Amount will remain equal to Allocation and Carryover % will remain 100%.

Fiscal Year	Allocation	Expenditures	Carryover Amount	Carryover %	Carryover Threshold %	Locked
2023-24	\$523,638	-\$95,373	\$523,638	<b>! 100%</b>	60%	-

**Corrective Action Plan \***

New non-credit programs and courses are being developed in short-term CTE, including CDL, CIS and CNA. Capital outlay purchases to support these programs is being researched for this fiscal year.

**Additional Comments**

Not Entered

**Allocation Year 2021-22 Closeout**

I have reviewed the fiscal reports for my agency and confirmed that all funds for this allocation year have been spent.

**2021-22 Reverted Funds:**

\$0

**Lassen Co. Office of Education  
2023-24 Q2**

Submitted by Patricia Gunderson  
Approved by Mitch Rosin


Object Code	Year to Date (YTD) Expenditure	YTD Forecast	% Expended of YTD Forecast	Project Budget	% Expended of Project Budget	Budget Remaining
1000 - Instructional Salaries	\$28,389	\$18,962	149.71%	\$63,207	44.91%	\$34,818
2000 - Non-Instructional Salaries	\$8,391	\$5,339	157.16%	\$17,797	47.15%	\$9,406
3000 - Employee Benefits	\$9,173	\$6,488	141.39%	\$21,626	42.42%	\$12,453
4000 - Supplies and Materials	\$33,453	\$10,500	318.6%	\$35,000	95.58%	\$1,547
5000 - Other Operating Expenses and Services	\$37,263	\$57,274	65.06%	\$190,913	19.52%	\$153,650
6000 - Capital Outlay	\$0	\$0	100%	\$0	100%	\$0
7000 - Other Outgo	\$0	\$0	100%	\$0	100%	\$0
Indirect Costs	\$0	\$4,928	0%	\$16,427	0%	\$16,427
<b>Totals</b>	<b>\$116,669</b>	<b>\$103,491</b>	<b>112.73%</b>	<b>\$344,970</b>	<b>33.82%</b>	<b>\$228,301</b>

**Member Carryover Compliance Status**

**Description:** The Member Carryover Compliance Status table shows how the member's spending is tracking against the allocations for the displayed fiscal year(s) based on expenditures entered as of the time of viewing.

**Expenditures:** A negative value indicates that current fiscal year spending has not begun, as there are still unused funds from previous fiscal years.

**Carryover Amount & Carryover %:** If current fiscal year spending has not yet begun (a negative Expenditures amount), Carryover Amount will remain equal to Allocation and Carryover % will remain 100%.

Fiscal Year	Allocation	Expenditures	Carryover Amount	Carryover %	Carryover Threshold %	Locked
2023-24	\$255,149	\$26,848	\$228,301	 89.48%	60%	-

**Corrective Action Plan \***

Additional programs/classes have been added and expenditures will be larger in Q3.

**Additional Comments**

Not Entered

**Allocation Year 2021-22 Closeout**

I have reviewed the fiscal reports for my agency and confirmed that all funds for this allocation year have been spent.

**2021-22 Reverted Funds:**

\$0

## Lassen Union High 2023-24 Q2

Submitted by Mrs. Cori Shields

Approved by Mitch Rosin

Object Code	Year to Date (YTD) Expenditure	YTD Forecast	% Expended of YTD Forecast	Project Budget	% Expended of Project Budget	Budget Remaining
1000 - Instructional Salaries	\$12,912	\$12,571	102.71%	\$41,903	30.81%	\$28,991
2000 - Non-Instructional Salaries	\$158	\$600	26.33%	\$2,000	7.9%	\$1,842
3000 - Employee Benefits	\$2,590	\$2,902	89.26%	\$9,672	26.78%	\$7,082
4000 - Supplies and Materials	\$367	\$5,556	6.61%	\$18,521	1.98%	\$18,154
5000 - Other Operating Expenses and Services	\$1,614	\$11,649	13.85%	\$38,831	4.16%	\$37,217
6000 - Capital Outlay	\$0	\$0	100%	\$0	100%	\$0
7000 - Other Outgo	\$0	\$0	100%	\$0	100%	\$0
Indirect Costs	\$0	\$1,645	0%	\$5,483	0%	\$5,483
<b>Totals</b>	<b>\$17,641</b>	<b>\$34,923</b>	<b>50.51%</b>	<b>\$116,410</b>	<b>! 15.15%</b>	<b>\$98,769</b>

### Member Carryover Compliance Status

**Description:** The Member Carryover Compliance Status table shows how the member's spending is tracking against the allocations for the displayed fiscal year(s) based on expenditures entered as of the time of viewing.

**Expenditures:** A negative value indicates that current fiscal year spending has not begun, as there are still unused funds from previous fiscal years.

**Carryover Amount & Carryover %:** If current fiscal year spending has not yet begun (a negative Expenditures amount), Carryover Amount will remain equal to Allocation and Carryover % will remain 100%.

Fiscal Year	Allocation	Expenditures	Carryover Amount	Carryover %	Carryover Threshold %	Locked
2023-24	\$82,906	-\$15,863	\$82,906	<b>! 100%</b>	60%	-

### Corrective Action Plan \*

CTE Adult Ed courses have not ordered their annual orders, supply and services expenditures will be greater in Quarter 3

**Additional Comments**

Not Entered

**Allocation Year 2021-22 Closeout**

I have reviewed the fiscal reports for my agency and confirmed that all funds for this allocation year have been spent.

**2021-22 Reverted Funds:**

\$0

**Modoc Co. Office of Education  
2023-24 Q2**

Submitted by Leslie Corder

Approved by Mitch Rosin

Object Code	Year to Date (YTD) Expenditure	YTD Forecast	% Expended of YTD Forecast	Project Budget	% Expended of Project Budget	Budget Remaining
1000 - Instructional Salaries	\$0	\$0	100%	\$0	100%	\$0
2000 - Non-Instructional Salaries	\$0	\$39,554	0%	\$79,108	0%	\$79,108
3000 - Employee Benefits	\$0	\$6,000	0%	\$12,000	0%	\$12,000
4000 - Supplies and Materials	\$0	\$2,500	0%	\$5,000	0%	\$5,000
5000 - Other Operating Expenses and Services	\$20,532	\$10,500	195.54%	\$21,000	97.77%	\$468
6000 - Capital Outlay	\$0	\$0	100%	\$0	100%	\$0
7000 - Other Outgo	\$0	\$6,506	0%	\$13,011	0%	\$13,011
Indirect Costs	\$0	\$0	100%	\$0	100%	\$0
<b>Totals</b>	<b>\$20,532</b>	<b>\$65,060</b>	<b>31.56%</b>	<b>\$130,119</b>	<b>15.78%</b>	<b>\$109,587</b>


**Member Carryover Compliance Status**

**Description:** The Member Carryover Compliance Status table shows how the member's spending is tracking against the allocations for the displayed fiscal year(s) based on expenditures entered as of the time of viewing.

**Expenditures:** A negative value indicates that current fiscal year spending has not begun, as there are still unused funds from previous fiscal years.



**Carryover Amount & Carryover %:** If current fiscal year spending has not yet begun (a negative Expenditures amount), Carryover Amount will remain equal to Allocation and Carryover % will remain 100%.

Fiscal Year	Allocation	Expenditures	Carryover Amount	Carryover %	Carryover Threshold %	Locked
2023-24	\$124,464	\$14,877	\$109,587	 88.05%	60%	-

**Corrective Action Plan \***

Contracted services have increased therefor the carryover balance will be spent.

**Additional Comments**

Not Entered

**Allocation Year 2021-22 Closeout**

I have reviewed the fiscal reports for my agency and confirmed that all funds for this allocation year have been spent.

**2021-22 Reverted Funds:**

\$0

**Surprise Valley Joint Unified**

2023-24 Q2

Submitted by BillieJo Young

Approved by Mitch Rosin


Object Code	Year to Date (YTD) Expenditure	YTD Forecast	% Expended of YTD Forecast	Project Budget	% Expended of Project Budget	Budget Remaining
1000 - Instructional Salaries	\$0	\$1,500	0%	\$5,000	0%	\$5,000
2000 - Non-Instructional Salaries	\$0	\$0	100%	\$0	100%	\$0
3000 - Employee Benefits	\$0	\$191	0%	\$637	0%	\$637
4000 - Supplies and Materials	\$997	\$2,353	42.37%	\$7,843	12.71%	\$6,846
5000 - Other Operating Expenses and Services	\$0	\$3,000	0%	\$10,000	0%	\$10,000
6000 - Capital Outlay	\$0	\$0	100%	\$0	100%	\$0
7000 - Other Outgo	\$0	\$0	100%	\$0	100%	\$0
Indirect Costs	\$0	\$68	0%	\$228	0%	\$228
<b>Totals</b>	<b>\$997</b>	<b>\$7,112</b>	<b>14.02%</b>	<b>\$23,708</b>	 <b>4.21%</b>	<b>\$22,711</b>

**Member Carryover Compliance Status**

**Description:** The Member Carryover Compliance Status table shows how the member's spending is tracking against the allocations for the displayed fiscal year(s) based on expenditures entered as of the time of viewing.

**Expenditures:** A negative value indicates that current fiscal year spending has not begun, as there are still unused funds from previous fiscal years.

**Carryover Amount & Carryover %:** If current fiscal year spending has not yet begun (a negative Expenditures amount), Carryover Amount will remain equal to Allocation and Carryover % will remain 100%.

Fiscal Year	Allocation	Expenditures	Carryover Amount	Carryover %	Carryover Threshold %	Locked
2023-24	\$23,708	\$997	\$22,711	 <b>95.79%</b>	60%	-

**Corrective Action Plan \***

Classes to be held in the spring. Preparations have begun.

**Additional Comments**

Not Entered

**Allocation Year 2021-22 Closeout**

I have reviewed the fiscal reports for my agency and confirmed that all funds for this allocation year have been spent.

**2021-22 Reverted Funds:**

\$0

## Westwood Unified 2023-24 Q2

Submitted by Krissy House

Approved by Mitch Rosin


Object Code	Year to Date (YTD) Expenditure	YTD Forecast	% Expended of YTD Forecast	Project Budget	% Expended of Project Budget	Budget Remaining
1000 - Instructional Salaries	\$3,262	\$3,750	86.99%	\$15,000	21.75%	\$11,738
2000 - Non-Instructional Salaries	\$17,279	\$11,734	147.26%	\$46,936	36.81%	\$29,657
3000 - Employee Benefits	\$5,967	\$2,915	204.72%	\$11,659	51.18%	\$5,692
4000 - Supplies and Materials	\$17,405	\$5,432	320.4%	\$21,729	80.1%	\$4,324
5000 - Other Operating Expenses and Services	\$5,199	\$3,750	138.64%	\$15,000	34.66%	\$9,801
6000 - Capital Outlay	\$0	\$3,500	0%	\$14,000	0%	\$14,000
7000 - Other Outgo	\$0	\$0	100%	\$0	100%	\$0
Indirect Costs	\$2,338	\$1,554	150.45%	\$6,216	37.61%	\$3,878
<b>Totals</b>	<b>\$51,450</b>	<b>\$32,635</b>	<b>157.65%</b>	<b>\$130,540</b>	<b>39.41%</b>	<b>\$79,090</b>

### Member Carryover Compliance Status

**Description:** The Member Carryover Compliance Status table shows how the member's spending is tracking against the allocations for the displayed fiscal year(s) based on expenditures entered as of the time of viewing.

**Expenditures:** A negative value indicates that current fiscal year spending has not begun, as there are still unused funds from previous fiscal years.

**Carryover Amount & Carryover %:** If current fiscal year spending has not yet begun (a negative Expenditures amount), Carryover Amount will remain equal to Allocation and Carryover % will remain 100%.

Fiscal Year	Allocation	Expenditures	Carryover Amount	Carryover %	Carryover Threshold %	Locked
2023-24	\$65,196	-\$13,894	\$65,196	 100%	60%	-

### Corrective Action Plan \*

We are working hard to set up new classes for our community that will provide experiences and training to better prepare our community members to go out into the workforce. We have five classes beginning in March; Basics of Sewing Machine, 101 Bookkeeping, 102 Bookkeeping, Beginners' Welding and Advanced Welding. In April and May we will offer the Safe Serve Manager's Course to prepare our food industry workers for the upcoming tourist season.

**Additional Comments**

Not Entered

**Allocation Year 2021-22 Closeout**

I have reviewed the fiscal reports for my agency and confirmed that all funds for this allocation year have been spent.

**2021-22 Reverted Funds:**

\$0



California  
Community  
Colleges



2024 © California Community Colleges

NOVA Site Version: 6.6.1