



26 Long Beach Adult Education

Consortium Summary | Total Expenditures: \$171,883 Total Allocation: \$2,934,573 Total Carryover: \$2,762,690
(94.14%) Carryover Compliance 

Long Beach CCD 2023-24 Q2

Submitted by Melissa Infusino

Approved by Melissa Infusino


Object Code	Year to Date (YTD) Expenditure	YTD Forecast	% Expended of YTD Forecast	Project Budget	% Expended of Project Budget	Budget Remaining
1000 - Instructional Salaries	\$7,269	\$15,606	46.58%	\$52,020	13.97%	\$44,751
2000 - Non-Instructional Salaries	\$343,392	\$495,881	69.25%	\$1,652,935	20.77%	\$1,309,543
3000 - Employee Benefits	\$169,305	\$243,254	69.6%	\$810,845	20.88%	\$641,540
4000 - Supplies and Materials	\$4,079	\$11,598	35.17%	\$38,660	10.55%	\$34,581
5000 - Other Operating Expenses and Services	\$205,078	\$135,006	151.9%	\$450,020	45.57%	\$244,942
6000 - Capital Outlay	\$19,467	\$6,803	286.17%	\$22,675	85.85%	\$3,208
7000 - Other Outgo	\$0	\$0	100%	\$0	100%	\$0
Indirect Costs	\$0	\$0	100%	\$0	100%	\$0
Totals	\$748,590	\$908,147	82.43%	\$3,027,155	 24.73%	\$2,278,565

Member Carryover Compliance Status

Description: The Member Carryover Compliance Status table shows how the member's spending is tracking against the allocations for the displayed fiscal year(s) based on expenditures entered as of the time of viewing.

Expenditures: A negative value indicates that current fiscal year spending has not begun, as there are still unused funds from previous fiscal years.

Carryover Amount & Carryover %: If current fiscal year spending has not yet begun (a negative Expenditures amount), Carryover Amount will remain equal to Allocation and Carryover % will remain 100%.

Fiscal Year	Allocation	Expenditures	Carryover Amount	Carryover %	Carryover Threshold %	Locked
2023-24	\$1,467,286	-\$811,279	\$1,467,286	 100%	60%	-

Corrective Action Plan *

Funding has been budgeted for staff, marketing, and classroom equipment and materials and spenddown will happen in a timely manner.

Additional Comments

Not Entered

Allocation Year 2021-22 Closeout

I have reviewed the fiscal reports for my agency and confirmed that all funds for this allocation year have been spent.

2021-22 Reverted Funds:

\$0

**Long Beach Unified
2023-24 Q2**

Submitted by Nicole Lopez

Approved by Melissa Infusino


Object Code	Year to Date (YTD) Expenditure	YTD Forecast	% Expended of YTD Forecast	Project Budget	% Expended of Project Budget	Budget Remaining
1000 - Instructional Salaries	\$379,194	\$324,000	117.04%	\$720,000	52.67%	\$340,806
2000 - Non-Instructional Salaries	\$81,854	\$148,500	55.12%	\$330,000	24.8%	\$248,146
3000 - Employee Benefits	\$200,897	\$213,750	93.99%	\$475,000	42.29%	\$274,103
4000 - Supplies and Materials	\$25,388	\$45,000	56.42%	\$100,000	25.39%	\$74,612
5000 - Other Operating Expenses and Services	\$16,598	\$147,814	11.23%	\$328,476	5.05%	\$311,878
6000 - Capital Outlay	\$0	\$0	100%	\$0	100%	\$0
7000 - Other Outgo	\$0	\$0	100%	\$0	100%	\$0
Indirect Costs	\$25,834	\$32,262	80.08%	\$71,693	36.03%	\$45,859
Totals	\$729,765	\$911,326	80.08%	\$2,025,169	36.03%	\$1,295,404

Member Carryover Compliance Status

Description: The Member Carryover Compliance Status table shows how the member's spending is tracking against the allocations for the displayed fiscal year(s) based on expenditures entered as of the time of viewing.

Expenditures: A negative value indicates that current fiscal year spending has not begun, as there are still unused funds from previous fiscal years.

Carryover Amount & Carryover %: If current fiscal year spending has not yet begun (a negative Expenditures amount), Carryover Amount will remain equal to Allocation and Carryover % will remain 100%.

Fiscal Year	Allocation	Expenditures	Carryover Amount	Carryover %	Carryover Threshold %	Locked
2023-24	\$1,467,287	\$171,883	\$1,295,404	 88.29%	60%	-

Corrective Action Plan *

Our money is budgeted for the 23 - 24 school year to pay for salaries and benefits, some materials and supplies. Salaries will increase this year (likely) with a union raise we will have to cover.

Additional Comments

Not Entered

Allocation Year 2021-22 Closeout

I have reviewed the fiscal reports for my agency and confirmed that all funds for this allocation year have been spent.

2021-22 Reverted Funds:

\$0



California
Community
Colleges



2024 © California Community Colleges

NOVA Site Version: 6.5.24