


Marin CCD
2021-22 Q2

Submitted by Kathleen Antokhin

Approved by Kathleen Antokhin

Object Code	Year to Date (YTD) Expenditure	YTD Forecast	% Expended of YTD Forecast	Project Budget	% Expended of Project Budget	Budget Remaining
1000 - Instructional Salaries	\$36,469	\$11,276	323.42%	\$86,740	42.04%	\$50,271
2000 - Non-Instructional Salaries	\$21,457	\$8,119	264.3%	\$62,450	34.36%	\$40,993
3000 - Employee Benefits	\$18,285	\$5,702	320.69%	\$43,860	41.69%	\$25,575
4000 - Supplies and Materials	\$0	\$1,040	0%	\$8,000	0%	\$8,000
5000 - Other Operating Expenses and Services	\$0	\$6,760	0%	\$52,000	0%	\$52,000
6000 - Capital Outlay	\$153	\$416	36.77%	\$3,201	4.78%	\$3,048
7000 - Other Outgo	\$0	\$707	0%	\$5,439	0%	\$5,439
Indirect Costs	\$0	\$0	100%	\$0	100%	\$0
Totals	\$76,364	\$34,020	224.47%	\$261,690	29.18% 	\$185,326

Corrective Action Plan *

The budget may be modified in the coming quarter to realign expenditures with the modified 21-22 funding arrangements.

Additional Comments

Activities: ESL student support services, CTE/Adult School Transitions Counseling, Adult Ed regional and local coordination.

Allocation Year 2019-20 Closeout

I have reviewed the fiscal reports for my agency and confirmed that all funds for this allocation year have been spent.


2019-20 Reverted Funds:

\$0

Marin Co. Office of Education
2021-22 Q2

Submitted by Ken Lippi

Approved by Kathleen Antokhin

Object Code	Year to Date (YTD) Expenditure	YTD Forecast	% Expended of YTD Forecast	Project Budget	% Expended of Project Budget	Budget Remaining
1000 - Instructional Salaries	\$0	\$3,080	0%	\$7,000	0%	\$7,000
2000 - Non-Instructional Salaries	\$32,567	\$57,504	56.63%	\$130,692	24.92%	\$98,125
3000 - Employee Benefits	\$13,473	\$25,465	52.91%	\$57,876	23.28%	\$44,403
4000 - Supplies and Materials	\$0	\$1,224	0%	\$2,782	0%	\$2,782
5000 - Other Operating Expenses and Services	\$193	\$44,291	0.44%	\$100,661	0.19%	\$100,468
6000 - Capital Outlay	\$0	\$0	100%	\$0	100%	\$0
7000 - Other Outgo	\$0	\$1,263	0%	\$2,870	0%	\$2,870
Indirect Costs	\$1,500	\$1,320	113.67%	\$2,999	50.02%	\$1,499
Totals	\$47,733	\$134,147	35.58%	\$304,880	15.66% 	\$257,147

Corrective Action Plan *

Expanded program activities including workshops and classes for parents/adults supporting children in K12 will increase expenditures. Also, Para-educator boot camps will be conducted in late spring.

Additional Comments

Not Entered

Allocation Year 2019-20 Closeout

I have reviewed the fiscal reports for my agency and confirmed that all funds for this allocation year have been spent.


2019-20 Reverted Funds:

\$0

Novato Unified
2021-22 Q2

Submitted by Jennifer Marsh Russell

Approved by Kathleen Antokhin

Object Code	Year to Date (YTD) Expenditure	YTD Forecast	% Expended of YTD Forecast	Project Budget	% Expended of Project Budget	Budget Remaining
1000 - Instructional Salaries	\$54,966	\$46,932	117.12%	\$187,728	29.28%	\$132,762
2000 - Non-Instructional Salaries	\$1,557	\$6,411	24.29%	\$25,642	6.07%	\$24,085
3000 - Employee Benefits	\$14,131	\$9,588	147.39%	\$38,351	36.85%	\$24,220
4000 - Supplies and Materials	\$75	\$750	10%	\$3,000	2.5%	\$2,925
5000 - Other Operating Expenses and Services	\$2,365	\$1,750	135.14%	\$7,000	33.79%	\$4,635
6000 - Capital Outlay	\$0	\$0	100%	\$0	100%	\$0
7000 - Other Outgo	\$0	\$0	100%	\$0	100%	\$0
Indirect Costs	\$0	\$2,627	0%	\$10,507	0%	\$10,507
Totals	\$73,094	\$68,057	107.4%	\$272,228	26.85% 	\$199,134

Corrective Action Plan *

Salary in area 2 fell below target because of reduced class schedules due to COVID-19.

Additional Comments

Not Entered

Allocation Year 2019-20 Closeout

I have reviewed the fiscal reports for my agency and confirmed that all funds for this allocation year have been spent.

2019-20 Reverted Funds:

\$0

San Rafael City High
2021-22 Q2

Submitted by Kathy Takemoto

Approved by Kathleen Antokhin

Object Code	Year to Date (YTD) Expenditure	YTD Forecast	% Expended of YTD Forecast	Project Budget	% Expended of Project Budget	Budget Remaining
1000 - Instructional Salaries	\$74,529	\$85,140	87.54%	\$170,280	43.77%	\$95,751
2000 - Non-Instructional Salaries	\$22,870	\$32,500	70.37%	\$65,000	35.18%	\$42,130
3000 - Employee Benefits	\$23,727	\$20,500	115.74%	\$41,000	57.87%	\$17,273
4000 - Supplies and Materials	\$3,449	\$3,363	102.56%	\$6,726	51.28%	\$3,277
5000 - Other Operating Expenses and Services	\$800	\$5,000	16%	\$10,000	8%	\$9,200
6000 - Capital Outlay	\$0	\$0	100%	\$0	100%	\$0
7000 - Other Outgo	\$0	\$3,305	0%	\$6,610	0%	\$6,610
Indirect Costs	\$0	\$0	100%	\$0	100%	\$0
Totals	\$125,375	\$149,808	83.69%	\$299,616	41.85%	\$174,241

Additional Comments

Object code 1000 reflects YTD Q2 expense of \$64,249 PLUS \$10,280 in 2019 - 20 funds from MCOE used to cover instructional salaries in 2019 - 20 at SR Adult School.

SR Adult School offers HSD for aged out newcomer students.

Allocation Year 2019-20 Closeout

I have reviewed the fiscal reports for my agency and confirmed that all funds for this allocation year have been spent.

2019-20 Reverted Funds:

\$0

Shoreline Unified
2021-22 Q2

Submitted by Adam Jennings

Approved by Kathleen Antokhin

Object Code	Year to Date (YTD) Expenditure	YTD Forecast	% Expended of YTD Forecast	Project Budget	% Expended of Project Budget	Budget Remaining
1000 - Instructional Salaries	\$0	\$0	100%	\$0	100%	\$0
2000 - Non-Instructional Salaries	\$0	\$0	100%	\$0	100%	\$0
3000 - Employee Benefits	\$0	\$0	100%	\$0	100%	\$0
4000 - Supplies and Materials	\$0	\$750	0%	\$3,000	0%	\$3,000
5000 - Other Operating Expenses and Services	\$0	\$15,253	0%	\$61,013	0%	\$61,013
6000 - Capital Outlay	\$0	\$0	100%	\$0	100%	\$0
7000 - Other Outgo	\$0	\$0	100%	\$0	100%	\$0
Indirect Costs	\$0	\$289	0%	\$1,155	0%	\$1,155
Totals	\$0	\$16,292	0%	\$65,168	! 0%	\$65,168

Corrective Action Plan *

We are working with our partners to receive billing for two programs that this grant currently funds: ESL classes and Digital Literacy classes.

Additional Comments

Not Entered

Allocation Year 2019-20 Closeout

I have reviewed the fiscal reports for my agency and confirmed that all funds for this allocation year have been spent.

2019-20 Reverted Funds:
\$0

Tamalpais Union High
2021-22 Q2

Submitted by Jaemi Naish
Approved by Kathleen Antokhin

Object Code	Year to Date (YTD) Expenditure	YTD Forecast	% Expended of YTD Forecast	Project Budget	% Expended of Project Budget	Budget Remaining
1000 - Instructional Salaries	\$95,147	\$92,315	103.07%	\$307,718	30.92%	\$212,571
2000 - Non-Instructional Salaries	\$93,524	\$59,987	155.91%	\$199,958	46.77%	\$106,434
3000 - Employee Benefits	\$89,541	\$45,000	198.98%	\$150,000	59.69%	\$60,459
4000 - Supplies and Materials	\$20,610	\$6,663	309.33%	\$22,209	92.8%	\$1,599
5000 - Other Operating Expenses and Services	\$13,538	\$9,000	150.42%	\$30,000	45.13%	\$16,462
6000 - Capital Outlay	\$0	\$0	100%	\$0	100%	\$0
7000 - Other Outgo	\$0	\$5,124	0%	\$17,080	0%	\$17,080
Indirect Costs	\$0	\$6,092	0%	\$20,305	0%	\$20,305
Totals	\$312,360	\$224,181	139.33%	\$747,270	41.8%	\$434,910

Additional Comments

7 ESL classes, 1 History & Government Class, 6 GED classes and 2 HSE classes.

Allocation Year 2019-20 Closeout

I have reviewed the fiscal reports for my agency and confirmed that all funds for this allocation year have been spent.

2019-20 Reverted Funds:

\$0



California Community Colleges

