



30 Mendocino-Lake CCD

Consortium Summary | Total Expenditures: \$377,475 Total Allocation: \$1,884,019 Total Carryover: \$1,506,544  
(79.96%) Carryover Compliance 

Anderson Valley Unified  
2023-24 Q2

Submitted by Noor Dawood

Approved by JoeAtherton

Object Code	Year to Date (YTD) Expenditure	YTD Forecast	% Expended of YTD Forecast	Project Budget	% Expended of Project Budget	Budget Remaining
1000 - Instructional Salaries	\$28,588	\$24,960	114.53%	\$83,201	34.36%	\$54,613
2000 - Non-Instructional Salaries	\$8,937	\$6,734	132.72%	\$22,446	39.82%	\$13,509
3000 - Employee Benefits	\$7,832	\$6,565	119.31%	\$21,882	35.79%	\$14,050
4000 - Supplies and Materials	\$8,985	\$8,776	102.39%	\$29,252	30.72%	\$20,267
5000 - Other Operating Expenses and Services	\$2,742	\$8,825	31.07%	\$29,415	9.32%	\$26,673
6000 - Capital Outlay	\$0	\$0	100%	\$0	100%	\$0
7000 - Other Outgo	\$0	\$2,484	0%	\$8,281	0%	\$8,281
Indirect Costs	\$0	\$0	100%	\$0	100%	\$0
<b>Totals</b>	<b>\$57,084</b>	<b>\$58,343</b>	<b>97.84%</b>	<b>\$194,477</b>	 <b>29.35%</b>	<b>\$137,393</b>

Member Carryover Compliance Status

**Description:** The Member Carryover Compliance Status table shows how the member's spending is tracking against the allocations for the displayed fiscal year(s) based on expenditures entered as of the time of viewing.

**Expenditures:** A negative value indicates that current fiscal year spending has not begun, as there are still unused funds from previous fiscal years.

**Carryover Amount & Carryover %:** If current fiscal year spending has not yet begun (a negative Expenditures amount), Carryover Amount will remain equal to Allocation and Carryover % will remain 100%.

Fiscal Year	Allocation	Expenditures	Carryover Amount	Carryover %	Carryover Threshold %	Locked
2023-24	\$125,845	-\$11,548	\$125,845	100%	N/A	-

**Additional Comments**

Indirect will not be expended until year end. Several large 4000 and 5000 expenses are encumbered by not yet expended as of completion of Q2.

**Allocation Year 2021-22 Closeout**

I have reviewed the fiscal reports for my agency and confirmed that all funds for this allocation year have been spent.

**2021-22 Reverted Funds:**

\$0

**Fort Bragg Unified  
2023-24 Q2**

Submitted by Arlissa Tupper

Approved by JoeAtherton

Object Code	Year to Date (YTD) Expenditure	YTD Forecast	% Expended of YTD Forecast	Project Budget	% Expended of Project Budget	Budget Remaining
1000 - Instructional Salaries	\$9,750	\$10,966	88.91%	\$27,414	35.57%	\$17,664
2000 - Non-Instructional Salaries	\$1,316	\$1,261	104.35%	\$3,153	41.74%	\$1,837
3000 - Employee Benefits	\$2,707	\$2,692	100.54%	\$6,731	40.22%	\$4,024
4000 - Supplies and Materials	\$0	\$3,857	0%	\$9,643	0%	\$9,643
5000 - Other Operating Expenses and Services	\$0	\$840	0%	\$2,100	0%	\$2,100
6000 - Capital Outlay	\$0	\$0	100%	\$0	100%	\$0
7000 - Other Outgo	\$0	\$0	100%	\$0	100%	\$0
Indirect Costs	\$800	\$981	81.57%	\$2,452	32.63%	\$1,652
<b>Totals</b>	<b>\$14,573</b>	<b>\$20,597</b>	<b>70.75%</b>	<b>\$51,493</b>	<b>! 28.3%</b>	<b>\$36,920</b>

**Member Carryover Compliance Status**

**Description:** The Member Carryover Compliance Status table shows how the member's spending is tracking against the allocations for the displayed fiscal year(s) based on expenditures entered as of the time of viewing.

**Expenditures:** A negative value indicates that current fiscal year spending has not begun, as there are still unused funds from previous fiscal years.

**Carryover Amount & Carryover %:** If current fiscal year spending has not yet begun (a negative Expenditures amount), Carryover Amount will remain equal to Allocation and Carryover % will remain 100%.

Fiscal Year	Allocation	Expenditures	Carryover Amount	Carryover %	Carryover Threshold %	Locked
2023-24	\$45,324	\$8,404	\$36,920	81.46%	N/A	-

**Additional Comments**

Not Entered

### Allocation Year 2021-22 Closeout

I have reviewed the fiscal reports for my agency and confirmed that all funds for this allocation year have been spent.

**2021-22 Reverted Funds:**

\$0

## Kelseyville Unified 2023-24 Q2

Submitted by Christopher Perry Kelseyville Unified School District

Approved by Joe Atherton

Object Code	Year to Date (YTD) Expenditure	YTD Forecast	% Expended of YTD Forecast	Project Budget	% Expended of Project Budget	Budget Remaining
1000 - Instructional Salaries	\$27,105	\$9,642	281.11%	\$38,569	70.28%	\$11,464
2000 - Non-Instructional Salaries	\$0	\$0	100%	\$0	100%	\$0
3000 - Employee Benefits	\$12,289	\$4,169	294.81%	\$16,674	73.7%	\$4,385
4000 - Supplies and Materials	\$857	\$327	262.08%	\$1,308	65.52%	\$451
5000 - Other Operating Expenses and Services	\$0	\$0	100%	\$0	100%	\$0
6000 - Capital Outlay	\$0	\$0	100%	\$0	100%	\$0
7000 - Other Outgo	\$0	\$0	100%	\$0	100%	\$0
Indirect Costs	\$685	\$707	96.92%	\$2,827	24.23%	\$2,142
<b>Totals</b>	<b>\$40,936</b>	<b>\$14,845</b>	<b>275.77%</b>	<b>\$59,378</b>	<b>68.94%</b>	<b>\$18,442</b>

**Member Carryover Compliance Status**

**Description:** The Member Carryover Compliance Status table shows how the member's spending is tracking against the allocations for the displayed fiscal year(s) based on expenditures entered as of the time of viewing.

**Expenditures:** A negative value indicates that current fiscal year spending has not begun, as there are still unused funds from previous fiscal years.

**Carryover Amount & Carryover %:** If current fiscal year spending has not yet begun (a negative Expenditures amount), Carryover Amount will remain equal to Allocation and Carryover % will remain 100%.

Fiscal Year	Allocation	Expenditures	Carryover Amount	Carryover %	Carryover Threshold %	Locked
2023-24	\$59,378	\$40,936	\$18,442	31.06%	N/A	-

**Additional Comments**

Not Entered

**Allocation Year 2021-22 Closeout**

I have reviewed the fiscal reports for my agency and confirmed that all funds for this allocation year have been spent.


**2021-22 Reverted Funds:**

\$0

**Lake Co. Office of Education**  
2023-24 Q2

Submitted by Beth Hampson

Approved by JoeAtherton

Object Code	Year to Date (YTD) Expenditure	YTD Forecast	% Expended of YTD Forecast	Project Budget	% Expended of Project Budget	Budget Remaining
1000 - Instructional Salaries	\$0	\$0	100%	\$0	100%	\$0
2000 - Non-Instructional Salaries	\$32,188	\$26,782	120.19%	\$107,127	30.05%	\$74,939
3000 - Employee Benefits	\$9,287	\$840	1,106.25%	\$3,358	276.56%	 -\$5,929
4000 - Supplies and Materials	\$0	\$0	100%	\$0	100%	\$0
5000 - Other Operating Expenses and Services	\$0	\$0	100%	\$0	100%	\$0
6000 - Capital Outlay	\$0	\$0	100%	\$0	100%	\$0
7000 - Other Outgo	\$0	\$0	100%	\$0	100%	\$0
Indirect Costs	\$2,070	\$1,251	165.5%	\$5,003	41.38%	\$2,933
<b>Totals</b>	<b>\$43,545</b>	<b>\$28,872</b>	<b>150.82%</b>	<b>\$115,488</b>	<b>37.71%</b>	<b>\$71,943</b>

**Member Carryover Compliance Status**

**Description:** The Member Carryover Compliance Status table shows how the member's spending is tracking against the allocations for the displayed fiscal year(s) based on expenditures entered as of the time of viewing.

**Expenditures:** A negative value indicates that current fiscal year spending has not begun, as there are still unused funds from previous fiscal years.

**Carryover Amount & Carryover %:** If current fiscal year spending has not yet begun (a negative Expenditures amount), Carryover Amount will remain equal to Allocation and Carryover % will remain 100%.

Fiscal Year	Allocation	Expenditures	Carryover Amount	Carryover %	Carryover Threshold %	Locked
2023-24	\$115,488	\$43,545	\$71,943	62.29%	N/A	-

**Additional Comments**

Not Entered

**Allocation Year 2021-22 Closeout**

I have reviewed the fiscal reports for my agency and confirmed that all funds for this allocation year have been spent.

**2021-22 Reverted Funds:**  
\$0

## Mendocino Co. Office of Education 2023-24 Q2

Submitted by Tami Mee

Approved by JoeAtherton

Object Code	Year to Date (YTD) Expenditure	YTD Forecast	% Expended of YTD Forecast	Project Budget	% Expended of Project Budget	Budget Remaining
1000 - Instructional Salaries	\$500	\$1,834	27.26%	\$3,335	14.99%	\$2,835
2000 - Non-Instructional Salaries	\$2,714	\$9,952	27.27%	\$18,095	15%	\$15,381
3000 - Employee Benefits	\$384	\$1,409	27.26%	\$2,561	14.99%	\$2,177
4000 - Supplies and Materials	\$1,416	\$5,194	27.26%	\$9,444	14.99%	\$8,028
5000 - Other Operating Expenses and Services	\$0	\$0	100%	\$0	100%	\$0
6000 - Capital Outlay	\$0	\$0	100%	\$0	100%	\$0
7000 - Other Outgo	\$0	\$0	100%	\$0	100%	\$0
Indirect Costs	\$250	\$917	27.27%	\$1,667	15%	\$1,417
<b>Totals</b>	<b>\$5,264</b>	<b>\$19,306</b>	<b>27.27%</b>	<b>\$35,102</b>	<b>! 15%</b>	<b>\$29,838</b>

### Member Carryover Compliance Status

**Description:** The Member Carryover Compliance Status table shows how the member's spending is tracking against the allocations for the displayed fiscal year(s) based on expenditures entered as of the time of viewing.

**Expenditures:** A negative value indicates that current fiscal year spending has not begun, as there are still unused funds from previous fiscal years.

**Carryover Amount & Carryover %:** If current fiscal year spending has not yet begun (a negative Expenditures amount), Carryover Amount will remain equal to Allocation and Carryover % will remain 100%.

Fiscal Year	Allocation	Expenditures	Carryover Amount	Carryover %	Carryover Threshold %	Locked
2023-24	\$35,102	\$5,264	\$29,838	85%	N/A	-

### Additional Comments

Not Entered

### Allocation Year 2021-22 Closeout

I have reviewed the fiscal reports for my agency and confirmed that all funds for this allocation year have been spent.

**2021-22 Reverted Funds:**

\$0

**Mendocino-Lake CCD  
2023-24 Q2**

Submitted by Ms. Euline Olinger Ed. D

Approved by Joe Atherton

Object Code	Year to Date (YTD) Expenditure	YTD Forecast	% Expended of YTD Forecast	Project Budget	% Expended of Project Budget	Budget Remaining
1000 - Instructional Salaries	\$275	\$1,800	15.28%	\$6,000	4.58%	\$5,725
2000 - Non-Instructional Salaries	\$86,566	\$106,439	81.33%	\$354,796	24.4%	\$268,230
3000 - Employee Benefits	\$43,293	\$55,786	77.61%	\$185,953	23.28%	\$142,660
4000 - Supplies and Materials	\$1,729	\$22,049	7.84%	\$73,497	2.35%	\$71,768
5000 - Other Operating Expenses and Services	\$39,655	\$102,050	38.86%	\$340,166	11.66%	\$300,511
6000 - Capital Outlay	\$2,506	\$900	278.44%	\$3,000	83.53%	\$494
7000 - Other Outgo	\$0	\$693	0%	\$2,310	0%	\$2,310
Indirect Costs	\$3,840	\$13,396	28.67%	\$44,653	8.6%	\$40,813
<b>Totals</b>	<b>\$177,864</b>	<b>\$303,113</b>	<b>58.68%</b>	<b>\$1,010,375</b>	<b>! 17.6%</b>	<b>\$832,511</b>

**Member Carryover Compliance Status**

**Description:** The Member Carryover Compliance Status table shows how the member's spending is tracking against the allocations for the displayed fiscal year(s) based on expenditures entered as of the time of viewing.

**Expenditures:** A negative value indicates that current fiscal year spending has not begun, as there are still unused funds from previous fiscal years.

**Carryover Amount & Carryover %:** If current fiscal year spending has not yet begun (a negative Expenditures amount), Carryover Amount will remain equal to Allocation and Carryover % will remain 100%.

Fiscal Year	Allocation	Expenditures	Carryover Amount	Carryover %	Carryover Threshold %	Locked
2023-24	\$528,990	-\$303,521	\$528,990	100%	N/A	-

**Additional Comments**

We are trying to spend down our current allocation plus previous unused allocation. Several projects are in the works to spend down. Next quarter funds will be use for: Curriculum updates for health care programs in our consortium, supplies, classroom improvement projects, professional development and creating collaboration in healthcare pathway planning with agencies in our region.

### Allocation Year 2021-22 Closeout

I have reviewed the fiscal reports for my agency and confirmed that all funds for this allocation year have been spent.

**2021-22 Reverted Funds:**

\$0

### Ukiah Unified 2023-24 Q2

Submitted by Nikki Agenbroad

Approved by Joe Atherton

Object Code	Year to Date (YTD) Expenditure	YTD Forecast	% Expended of YTD Forecast	Project Budget	% Expended of Project Budget	Budget Remaining
1000 - Instructional Salaries	\$122,390	\$114,924	106.5%	\$255,387	47.92%	\$132,997
2000 - Non-Instructional Salaries	\$90,989	\$82,445	110.36%	\$183,212	49.66%	\$92,223
3000 - Employee Benefits	\$85,403	\$77,928	109.59%	\$173,173	49.32%	\$87,770
4000 - Supplies and Materials	\$3,238	\$28,927	11.19%	\$64,282	5.04%	\$61,044
5000 - Other Operating Expenses and Services	\$25,586	\$132,021	19.38%	\$293,380	8.72%	\$267,794
6000 - Capital Outlay	\$1,794	\$1,647	108.93%	\$3,660	49.02%	\$1,866
7000 - Other Outgo	\$0	\$0	100%	\$0	100%	\$0
Indirect Costs	\$17,128	\$21,895	78.23%	\$48,655	35.2%	\$31,527
<b>Totals</b>	<b>\$346,528</b>	<b>\$459,787</b>	<b>75.37%</b>	<b>\$1,021,749</b>	<b>33.92%</b>	<b>\$675,221</b>

**Member Carryover Compliance Status**

**Description:** The Member Carryover Compliance Status table shows how the member's spending is tracking against the allocations for the displayed fiscal year(s) based on expenditures entered as of the time of viewing.

**Expenditures:** A negative value indicates that current fiscal year spending has not begun, as there are still unused funds from previous fiscal years.



**Carryover Amount & Carryover %:** If current fiscal year spending has not yet begun (a negative Expenditures amount), Carryover Amount will remain equal to Allocation and Carryover % will remain 100%.

Fiscal Year	Allocation	Expenditures	Carryover Amount	Carryover %	Carryover Threshold %	Locked
2023-24	\$954,547	\$279,326	\$675,221	70.74%	N/A	-

**Additional Comments**

Not Entered

### Allocation Year 2021-22 Closeout

I have reviewed the fiscal reports for my agency and confirmed that all funds for this allocation year have been spent.

**2021-22 Reverted Funds:**

\$0

## Willits Unified 2023-24 Q2

Submitted by Melissa Ragsdale

Approved by Joe Atherton

Object Code	Year to Date (YTD) Expenditure	YTD Forecast	% Expended of YTD Forecast	Project Budget	% Expended of Project Budget	Budget Remaining
1000 - Instructional Salaries	\$6,160	\$7,800	78.97%	\$26,000	23.69%	\$19,840
2000 - Non-Instructional Salaries	\$0	\$0	100%	\$0	100%	\$0
3000 - Employee Benefits	\$1,476	\$2,028	72.78%	\$6,760	21.83%	\$5,284
4000 - Supplies and Materials	\$0	\$131	0%	\$437	0%	\$437
5000 - Other Operating Expenses and Services	\$0	\$0	100%	\$0	100%	\$0
6000 - Capital Outlay	\$0	\$0	100%	\$0	100%	\$0
7000 - Other Outgo	\$0	\$0	100%	\$0	100%	\$0
Indirect Costs	\$0	\$0	100%	\$0	100%	\$0
<b>Totals</b>	<b>\$7,636</b>	<b>\$9,959</b>	<b>76.67%</b>	<b>\$33,197</b>	<b>! 23%</b>	<b>\$25,561</b>

**Member Carryover Compliance Status**

**Description:** The Member Carryover Compliance Status table shows how the member's spending is tracking against the allocations for the displayed fiscal year(s) based on expenditures entered as of the time of viewing.

**Expenditures:** A negative value indicates that current fiscal year spending has not begun, as there are still unused funds from previous fiscal years.

**Carryover Amount & Carryover %:** If current fiscal year spending has not yet begun (a negative Expenditures amount), Carryover Amount will remain equal to Allocation and Carryover % will remain 100%.

Fiscal Year	Allocation	Expenditures	Carryover Amount	Carryover %	Carryover Threshold %	Locked
2023-24	\$19,345	-\$6,216	\$19,345	100%	N/A	-

**Additional Comments**

Not Entered

**Allocation Year 2021-22 Closeout**

I have reviewed the fiscal reports for my agency and confirmed that all funds for this allocation year have been spent.

**2021-22 Reverted Funds:**

\$0



California  
Community  
Colleges



2024 © California Community Colleges  
NOVA Site Version: 6.7.1