

31 Gateway Adult Education Network

Dos Palos Oro Loma Joint Unified
2023-24 Q2

Submitted by Desiree Bryant 6175538

Approved by Kimberly Freitas


Object Code	Year to Date (YTD) Expenditure	YTD Forecast	% Expended of YTD Forecast	Project Budget	% Expended of Project Budget	Budget Remaining
1000 - Instructional Salaries	\$20,475	\$17,190	119.11%	\$57,300	35.73%	\$36,825
2000 - Non-Instructional Salaries	\$205	\$900	22.78%	\$3,000	6.83%	\$2,795
3000 - Employee Benefits	\$4,528	\$4,050	111.8%	\$13,500	33.54%	\$8,972
4000 - Supplies and Materials	\$0	\$5,255	0%	\$17,518	0%	\$17,518
5000 - Other Operating Expenses and Services	\$7,329	\$4,222	173.59%	\$14,073	52.08%	\$6,744
6000 - Capital Outlay	\$0	\$0	100%	\$0	100%	\$0
7000 - Other Outgo	\$0	\$0	100%	\$0	100%	\$0
Indirect Costs	\$1,628	\$1,581	102.97%	\$5,270	30.89%	\$3,642
Totals	\$34,165	\$33,198	102.91%	\$110,661	30.87%	\$76,496

Member Carryover Compliance Status

Description: The Member Carryover Compliance Status table shows how the member's spending is tracking against the allocations for the displayed fiscal year(s) based on expenditures entered as of the time of viewing.

Expenditures: A negative value indicates that current fiscal year spending has not begun, as there are still unused funds from previous fiscal years.

Carryover Amount & Carryover %: If current fiscal year spending has not yet begun (a negative Expenditures amount), Carryover Amount will remain equal to Allocation and Carryover % will remain 100%.

Fiscal Year	Allocation	Expenditures	Carryover Amount	Carryover %	Carryover Threshold %	Locked
2023-24	\$95,359	\$18,863	\$76,496	 80.22%	60%	-

Corrective Action Plan *

We will look into upgrading/purchasing equipment/curriculum for the current year.

Additional Comments

Not Entered

Allocation Year 2021-22 Closeout

I have reviewed the fiscal reports for my agency and confirmed that all funds for this allocation year have been spent.

2021-22 Reverted Funds:

\$0

**Gustine Unified
2023-24 Q2**

Submitted by GustineAdult School Denise Rivera-Pantoja

Approved by Kimberly Freitas


Object Code	Year to Date (YTD) Expenditure	YTD Forecast	% Expended of YTD Forecast	Project Budget	% Expended of Project Budget	Budget Remaining
1000 - Instructional Salaries	\$15,261	\$11,452	133.26%	\$38,173	39.98%	\$22,912
2000 - Non-Instructional Salaries	\$5,026	\$3,898	128.93%	\$12,994	38.68%	\$7,968
3000 - Employee Benefits	\$3,660	\$2,514	145.58%	\$8,380	43.68%	\$4,720
4000 - Supplies and Materials	\$34,516	\$14,516	237.78%	\$48,387	71.33%	\$13,871
5000 - Other Operating Expenses and Services	\$0	\$2,048	0%	\$6,828	0%	\$6,828
6000 - Capital Outlay	\$0	\$0	100%	\$0	100%	\$0
7000 - Other Outgo	\$0	\$0	100%	\$0	100%	\$0
Indirect Costs	\$0	\$1,721	0%	\$5,738	0%	\$5,738
Totals	\$58,463	\$36,150	161.72%	\$120,500	48.52%	\$62,037

Member Carryover Compliance Status

Description: The Member Carryover Compliance Status table shows how the member's spending is tracking against the allocations for the displayed fiscal year(s) based on expenditures entered as of the time of viewing.

Expenditures: A negative value indicates that current fiscal year spending has not begun, as there are still unused funds from previous fiscal years.

Carryover Amount & Carryover %: If current fiscal year spending has not yet begun (a negative Expenditures amount), Carryover Amount will remain equal to Allocation and Carryover % will remain 100%.

Fiscal Year	Allocation	Expenditures	Carryover Amount	Carryover %	Carryover Threshold %	Locked
2023-24	\$58,470	-\$3,567	\$58,470	 100%	60%	-

Corrective Action Plan *

Gustine did not use its full allocation for 23-24; it has been re-allocated to other members as needed. It took only the needed amount to cover for 23-24 (Q3/Q4) expenditures, which are currently being expended and processed.

Additional Comments

Not Entered

Allocation Year 2021-22 Closeout

I have reviewed the fiscal reports for my agency and confirmed that all funds for this allocation year have been spent.

2021-22 Reverted Funds:

\$0

**Le Grand Union High
2023-24 Q2**

Submitted by Donna Alley

Approved by Kimberly Freitas

Object Code	Year to Date (YTD) Expenditure	YTD Forecast	% Expended of YTD Forecast	Project Budget	% Expended of Project Budget	Budget Remaining
1000 - Instructional Salaries	\$8,184	\$10,800	75.78%	\$27,000	30.31%	\$18,816
2000 - Non-Instructional Salaries	\$9,874	\$8,400	117.55%	\$21,000	47.02%	\$11,126
3000 - Employee Benefits	\$7,039	\$6,600	106.65%	\$16,500	42.66%	\$9,461
4000 - Supplies and Materials	\$6,330	\$7,480	84.63%	\$18,700	33.85%	\$12,370
5000 - Other Operating Expenses and Services	\$0	\$1,200	0%	\$3,000	0%	\$3,000
6000 - Capital Outlay	\$0	\$0	100%	\$0	100%	\$0
Totals	\$32,998	\$36,204	91.14%	\$90,510	36.46%	\$57,512


Object Code	Year to Date (YTD) Expenditure	YTD Forecast	% Expended of YTD Forecast	Project Budget	% Expended of Project Budget	Budget Remaining
7000 - Other Outgo	\$0	\$0	100%	\$0	100%	\$0
Indirect Costs	\$1,571	\$1,724	91.13%	\$4,310	36.45%	\$2,739
Totals	\$32,998	\$36,204	91.14%	\$90,510	36.46%	\$57,512

Member Carryover Compliance Status

Description: The Member Carryover Compliance Status table shows how the member's spending is tracking against the allocations for the displayed fiscal year(s) based on expenditures entered as of the time of viewing.

Expenditures: A negative value indicates that current fiscal year spending has not begun, as there are still unused funds from previous fiscal years.

Carryover Amount & Carryover %: If current fiscal year spending has not yet begun (a negative Expenditures amount), Carryover Amount will remain equal to Allocation and Carryover % will remain 100%.

Fiscal Year	Allocation	Expenditures	Carryover Amount	Carryover %	Carryover Threshold %	Locked
2023-24	\$86,038	\$28,526	\$57,512	 66.84%	60%	-

Corrective Action Plan *

Le Grand High Adult School opens October 1 each year due to parents working in the fields. We will use our dollars by the end of the school year on staff and purchases needed for the classes.

Additional Comments

Not Entered

Allocation Year 2021-22 Closeout


I have reviewed the fiscal reports for my agency and confirmed that all funds for this allocation year have been spent.

2021-22 Reverted Funds:
\$0

Los Banos Unified
2023-24 Q2

Submitted by Chan Meas Los Banos Adult School

Approved by Kimberly Freitas


Object Code	Year to Date (YTD) Expenditure	YTD Forecast	% Expended of YTD Forecast	Project Budget	% Expended of Project Budget	Budget Remaining
1000 - Instructional Salaries	\$15,135	\$21,430	70.62%	\$53,576	28.25%	\$38,441
2000 - Non-Instructional Salaries	\$904	\$1,456	62.09%	\$3,640	24.84%	\$2,736
3000 - Employee Benefits	\$3,602	\$5,427	66.37%	\$13,567	26.55%	\$9,965
4000 - Supplies and Materials	\$2,447	\$5,989	40.86%	\$14,973	16.34%	\$12,526
5000 - Other Operating Expenses and Services	\$4,205	\$3,200	131.41%	\$8,000	52.56%	\$3,795
6000 - Capital Outlay	\$0	\$2,046	0%	\$5,115	0%	\$5,115
7000 - Other Outgo	\$0	\$0	100%	\$0	100%	\$0
Indirect Costs	\$366	\$1,875	19.52%	\$4,688	7.81%	\$4,322
Totals	\$26,659	\$41,424	64.36%	\$103,559	 25.74%	\$76,900

Member Carryover Compliance Status

Description: The Member Carryover Compliance Status table shows how the member's spending is tracking against the allocations for the displayed fiscal year(s) based on expenditures entered as of the time of viewing.

Expenditures: A negative value indicates that current fiscal year spending has not begun, as there are still unused funds from previous fiscal years.

Carryover Amount & Carryover %: If current fiscal year spending has not yet begun (a negative Expenditures amount), Carryover Amount will remain equal to Allocation and Carryover % will remain 100%.

Fiscal Year	Allocation	Expenditures	Carryover Amount	Carryover %	Carryover Threshold %	Locked
2023-24	\$102,299	\$25,399	\$76,900	 75.17%	60%	-

Corrective Action Plan *

Corrective action is in progress.

Additional Comments

Not Entered

Allocation Year 2021-22 Closeout

I have reviewed the fiscal reports for my agency and confirmed that all funds for this allocation year have been spent.

2021-22 Reverted Funds:

\$0

Mariposa County Unified 2023-24 Q2

Submitted by Sarah Jacobs

Approved by Kimberly Freitas


Object Code	Year to Date (YTD) Expenditure	YTD Forecast	% Expended of YTD Forecast	Project Budget	% Expended of Project Budget	Budget Remaining
1000 - Instructional Salaries	\$61,966	\$45,662	135.71%	\$152,205	40.71%	\$90,239
2000 - Non-Instructional Salaries	\$2,424	\$1,818	133.33%	\$6,060	40%	\$3,636
3000 - Employee Benefits	\$14,394	\$11,873	121.23%	\$39,577	36.37%	\$25,183
4000 - Supplies and Materials	\$466	\$6,549	7.12%	\$21,830	2.13%	\$21,364
5000 - Other Operating Expenses and Services	\$10,947	\$9,710	112.74%	\$32,367	33.82%	\$21,420
6000 - Capital Outlay	\$0	\$0	100%	\$0	100%	\$0
7000 - Other Outgo	\$0	\$0	100%	\$0	100%	\$0
Indirect Costs	\$4,510	\$3,781	119.29%	\$12,602	35.79%	\$8,092
Totals	\$94,707	\$79,392	119.29%	\$264,641	35.79%	\$169,934

Member Carryover Compliance Status

Description: The Member Carryover Compliance Status table shows how the member's spending is tracking against the allocations for the displayed fiscal year(s) based on expenditures entered as of the time of viewing.

Expenditures: A negative value indicates that current fiscal year spending has not begun, as there are still unused funds from previous fiscal years.

Carryover Amount & Carryover %: If current fiscal year spending has not yet begun (a negative Expenditures amount), Carryover Amount will remain equal to Allocation and Carryover % will remain 100%.

Fiscal Year	Allocation	Expenditures	Carryover Amount	Carryover %	Carryover Threshold %	Locked
2023-24	\$224,954	\$55,020	\$169,934	 75.54%	60%	-

Corrective Action Plan *

The majority of our courses occur during Quarter 3 and Quarter 4. Therefore, the bulk of our funding is used during that part of the school year rather than the first part of the year.

Additional Comments

Not Entered

Allocation Year 2021-22 Closeout

I have reviewed the fiscal reports for my agency and confirmed that all funds for this allocation year have been spent.

2021-22 Reverted Funds:

\$0

Merced CCD

2023-24 Q2

Submitted by Caroline Dawson

Approved by Kimberly Freitas


Object Code	Year to Date (YTD) Expenditure	YTD Forecast	% Expended of YTD Forecast	Project Budget	% Expended of Project Budget	Budget Remaining
1000 - Instructional Salaries	\$83,981	\$59,184	141.9%	\$197,280	42.57%	\$113,299
2000 - Non-Instructional Salaries	\$64,728	\$56,014	115.56%	\$186,713	34.67%	\$121,985
3000 - Employee Benefits	\$76,273	\$58,717	129.9%	\$195,724	38.97%	\$119,451
4000 - Supplies and Materials	\$8,442	\$18,306	46.12%	\$61,020	13.83%	\$52,578
5000 - Other Operating Expenses and Services	\$20,306	\$29,426	69.01%	\$98,087	20.7%	\$77,781
6000 - Capital Outlay	\$1,657	\$22,502	7.36%	\$75,008	2.21%	\$73,351
7000 - Other Outgo	\$0	\$4,636	0%	\$15,453	0%	\$15,453
Indirect Costs	\$10,857	\$8,498	127.77%	\$28,325	38.33%	\$17,468
Totals	\$266,244	\$257,283	103.48%	\$857,610	31.04%	\$591,366

Member Carryover Compliance Status

Description: The Member Carryover Compliance Status table shows how the member's spending is tracking against the allocations for the displayed fiscal year(s) based on expenditures entered as of the time of viewing.

Expenditures: A negative value indicates that current fiscal year spending has not begun, as there are still unused funds from previous fiscal years.

Carryover Amount & Carryover %: If current fiscal year spending has not yet begun (a negative Expenditures amount), Carryover Amount will remain equal to Allocation and Carryover % will remain 100%.

Fiscal Year	Allocation	Expenditures	Carryover Amount	Carryover %	Carryover Threshold %	Locked
2023-24	\$820,310	\$228,944	\$591,366	 72.09%	60%	-

Corrective Action Plan *

The program has expensed 100% of its carry-over funds; however, MCCD holds funds for both programmatic and fiscal agent. Because the fiscal agent is holding funds that need to be allocated to other members, it will appear as though we are not in compliance. Once the funds been reallocated to other members, we show as fully expensed.

Additional Comments

Not Entered

Allocation Year 2021-22 Closeout

I have reviewed the fiscal reports for my agency and confirmed that all funds for this allocation year have been spent.

2021-22 Reverted Funds:

\$0

**Merced Co. Office of Education
2023-24 Q2**

Submitted by Roxanna Rodriguez

Approved by Kimberly Freitas


Object Code	Year to Date (YTD) Expenditure	YTD Forecast	% Expended of YTD Forecast	Project Budget	% Expended of Project Budget	Budget Remaining
1000 - Instructional Salaries	\$116,957	\$56,795	205.93%	\$227,181	51.48%	\$110,224
2000 - Non-Instructional Salaries	\$53,858	\$25,766	209.03%	\$103,062	52.26%	\$49,204
3000 - Employee Benefits	\$86,119	\$46,249	186.21%	\$184,996	46.55%	\$98,877
4000 - Supplies and Materials	\$2,948	\$2,768	106.52%	\$11,070	26.63%	\$8,122
5000 - Other Operating Expenses and Services	\$25,069	\$25,704	97.53%	\$102,815	24.38%	\$77,746
6000 - Capital Outlay	\$0	\$22,878	0%	\$91,510	0%	\$91,510
7000 - Other Outgo	\$0	\$0	100%	\$0	100%	\$0
Indirect Costs	\$13,415	\$7,095	189.08%	\$28,380	47.27%	\$14,965
Totals	\$298,366	\$187,254	159.34%	\$749,014	39.83%	\$450,648

Member Carryover Compliance Status

Description: The Member Carryover Compliance Status table shows how the member's spending is tracking against the allocations for the displayed fiscal year(s) based on expenditures entered as of the time of viewing.

Expenditures: A negative value indicates that current fiscal year spending has not begun, as there are still unused funds from previous fiscal years.

Carryover Amount & Carryover %: If current fiscal year spending has not yet begun (a negative Expenditures amount), Carryover Amount will remain equal to Allocation and Carryover % will remain 100%.

Fiscal Year	Allocation	Expenditures	Carryover Amount	Carryover %	Carryover Threshold %	Locked
2023-24	\$700,088	\$249,440	\$450,648	 64.37%	60%	-

Corrective Action Plan *

Carryover included a summer program that ended July 2023.

Additional Comments

Not Entered

Allocation Year 2021-22 Closeout

I have reviewed the fiscal reports for my agency and confirmed that all funds for this allocation year have been spent.

2021-22 Reverted Funds:

\$0

Merced Union High 2023-24 Q2

Submitted by Nina Navarro

Approved by Kimberly Freitas

Object Code	Year to Date (YTD) Expenditure	YTD Forecast	% Expended of YTD Forecast	Project Budget	% Expended of Project Budget	Budget Remaining
1000 - Instructional Salaries	\$301,332	\$208,602	144.45%	\$695,341	43.34%	\$394,009
2000 - Non-Instructional Salaries	\$294,659	\$165,372	178.18%	\$551,239	53.45%	\$256,580
3000 - Employee Benefits	\$265,180	\$219,995	120.54%	\$733,315	36.16%	\$468,135
4000 - Supplies and Materials	\$74,839	\$41,061	182.26%	\$136,869	54.68%	\$62,030
5000 - Other Operating Expenses and Services	\$109,473	\$83,665	130.85%	\$278,883	39.25%	\$169,410
6000 - Capital Outlay	\$0	\$0	100%	\$0	100%	\$0
7000 - Other Outgo	\$0	\$0	100%	\$0	100%	\$0
Indirect Costs	\$38,250	\$26,015	147.03%	\$86,715	44.11%	\$48,465
Totals	\$1,083,733	\$744,709	145.52%	\$2,482,362	43.66%	\$1,398,629

Member Carryover Compliance Status

Description: The Member Carryover Compliance Status table shows how the member's spending is tracking against the allocations for the displayed fiscal year(s) based on expenditures entered as of the time of viewing.

Expenditures: A negative value indicates that current fiscal year spending has not begun, as there are still unused funds from previous fiscal years.

Carryover Amount & Carryover %: If current fiscal year spending has not yet begun (a negative Expenditures amount), Carryover Amount will remain equal to Allocation and Carryover % will remain 100%.

Fiscal Year	Allocation	Expenditures	Carryover Amount	Carryover %	Carryover Threshold %	Locked
2023-24	\$2,291,573	\$892,944	\$1,398,629	 61.03%	60%	-

Corrective Action Plan *

Received EL Healthcare Pathway Funding that has not been spent yet.

Additional Comments

Not Entered

Allocation Year 2021-22 Closeout

I have reviewed the fiscal reports for my agency and confirmed that all funds for this allocation year have been spent.

2021-22 Reverted Funds:

\$0



California
Community
Colleges



2024 © California Community Colleges
NOVA Site Version: 6.7