

31 Gateway Adult Education Network

Dos Palos Oro Loma Joint Unified  
2023-24 Q3

Submitted by Desiree Bryant 6175538

Approved by Kimberly Freitas


Object Code	Year to Date (YTD) Expenditure	YTD Forecast	% Expended of YTD Forecast	Project Budget	% Expended of Project Budget	Budget Remaining
1000 - Instructional Salaries	\$33,660	\$25,785	130.54%	\$57,300	58.74%	\$23,640
2000 - Non-Instructional Salaries	\$657	\$1,350	48.67%	\$3,000	21.9%	\$2,343
3000 - Employee Benefits	\$7,467	\$6,075	122.91%	\$13,500	55.31%	\$6,033
4000 - Supplies and Materials	\$698	\$7,883	8.85%	\$17,518	3.98%	\$16,820
5000 - Other Operating Expenses and Services	\$7,329	\$6,333	115.73%	\$14,073	52.08%	\$6,744
6000 - Capital Outlay	\$0	\$0	100%	\$0	100%	\$0
7000 - Other Outgo	\$0	\$0	100%	\$0	100%	\$0
Indirect Costs	\$1,628	\$2,372	68.65%	\$5,270	30.89%	\$3,642
<b>Totals</b>	<b>\$51,439</b>	<b>\$49,797</b>	<b>103.3%</b>	<b>\$110,661</b>	<b>46.48%</b>	<b>\$59,222</b>

Member Carryover Compliance Status

**Description:** The Member Carryover Compliance Status table shows how the member's spending is tracking against the allocations for the displayed fiscal year(s) based on expenditures entered as of the time of viewing.

**Expenditures:** A negative value indicates that current fiscal year spending has not begun, as there are still unused funds from previous fiscal years.

**Carryover Amount & Carryover %:** If current fiscal year spending has not yet begun (a negative Expenditures amount), Carryover Amount will remain equal to Allocation and Carryover % will remain 100%.

Fiscal Year	Allocation	Expenditures	Carryover Amount	Carryover %	Carryover Threshold %	Locked
2023-24	\$95,359	\$36,137	\$59,222	 62.1%	50%	-

Additional Comments

Not Entered

## Gustine Unified 2023-24 Q3

Submitted by Gustine Adult School Denise Rivera-Pantoja

Approved by Kimberly Freitas


Object Code	Year to Date (YTD) Expenditure	YTD Forecast	% Expended of YTD Forecast	Project Budget	% Expended of Project Budget	Budget Remaining
1000 - Instructional Salaries	\$24,418	\$17,178	142.15%	\$38,173	63.97%	\$13,755
2000 - Non-Instructional Salaries	\$8,543	\$5,847	146.1%	\$12,994	65.75%	\$4,451
3000 - Employee Benefits	\$5,963	\$3,771	158.13%	\$8,380	71.16%	\$2,417
4000 - Supplies and Materials	\$34,895	\$21,774	160.26%	\$48,387	72.12%	\$13,492
5000 - Other Operating Expenses and Services	\$0	\$3,073	0%	\$6,828	0%	\$6,828
6000 - Capital Outlay	\$0	\$0	100%	\$0	100%	\$0
7000 - Other Outgo	\$0	\$0	100%	\$0	100%	\$0
Indirect Costs	\$0	\$2,582	0%	\$5,738	0%	\$5,738
<b>Totals</b>	<b>\$73,819</b>	<b>\$54,225</b>	<b>136.13%</b>	<b>\$120,500</b>	<b>61.26%</b>	<b>\$46,681</b>

### Member Carryover Compliance Status

**Description:** The Member Carryover Compliance Status table shows how the member's spending is tracking against the allocations for the displayed fiscal year(s) based on expenditures entered as of the time of viewing.

**Expenditures:** A negative value indicates that current fiscal year spending has not begun, as there are still unused funds from previous fiscal years.

**Carryover Amount & Carryover %:** If current fiscal year spending has not yet begun (a negative Expenditures amount), Carryover Amount will remain equal to Allocation and Carryover % will remain 100%.

Fiscal Year	Allocation	Expenditures	Carryover Amount	Carryover %	Carryover Threshold %	Locked
2023-24	\$58,470	\$11,789	\$46,681	 79.84%	50%	-

### Additional Comments

Not Entered

## Le Grand Union High 2023-24 Q3

Submitted by Donna Alley

Approved by Kimberly Freitas

Object Code	Year to Date (YTD) Expenditure	YTD Forecast	% Expended of YTD Forecast	Project Budget	% Expended of Project Budget	Budget Remaining
1000 - Instructional Salaries	\$18,103	\$16,200	111.75%	\$27,000	67.05%	\$8,897
2000 - Non-Instructional Salaries	\$15,425	\$12,600	122.42%	\$21,000	73.45%	\$5,575
3000 - Employee Benefits	\$10,404	\$9,900	105.09%	\$16,500	63.05%	\$6,096
4000 - Supplies and Materials	\$10,041	\$11,220	89.49%	\$18,700	53.7%	\$8,659
5000 - Other Operating Expenses and Services	\$33	\$1,800	1.83%	\$3,000	1.1%	\$2,967
6000 - Capital Outlay	\$0	\$0	100%	\$0	100%	\$0
7000 - Other Outgo	\$0	\$0	100%	\$0	100%	\$0
Indirect Costs	\$2,700	\$2,586	104.41%	\$4,310	62.65%	\$1,610
<b>Totals</b>	<b>\$56,706</b>	<b>\$54,306</b>	<b>104.42%</b>	<b>\$90,510</b>	<b>62.65%</b>	<b>\$33,804</b>

### Member Carryover Compliance Status

**Description:** The Member Carryover Compliance Status table shows how the member's spending is tracking against the allocations for the displayed fiscal year(s) based on expenditures entered as of the time of viewing.

**Expenditures:** A negative value indicates that current fiscal year spending has not begun, as there are still unused funds from previous fiscal years.

**Carryover Amount & Carryover %:** If current fiscal year spending has not yet begun (a negative Expenditures amount), Carryover Amount will remain equal to Allocation and Carryover % will remain 100%.

Fiscal Year	Allocation	Expenditures	Carryover Amount	Carryover %	Carryover Threshold %	Locked
2023-24	\$86,038	\$52,234	\$33,804	39.29%	50%	-

### Additional Comments

Not Entered

## Los Banos Unified

2023-24 Q3

Submitted by Chan Meas Los Banos Adult School

Approved by Kimberly Freitas

Object Code	Year to Date (YTD) Expenditure	YTD Forecast	% Expended of YTD Forecast	Project Budget	% Expended of Project Budget	Budget Remaining
1000 - Instructional Salaries	\$27,338	\$29,146	93.8%	\$48,576	56.28%	\$21,238
2000 - Non-Instructional Salaries	\$1,472	\$2,184	67.4%	\$3,640	40.44%	\$2,168
3000 - Employee Benefits	\$6,491	\$8,140	79.74%	\$13,567	47.84%	\$7,076
4000 - Supplies and Materials	\$15,581	\$11,984	130.02%	\$19,973	78.01%	\$4,392
5000 - Other Operating Expenses and Services	\$5,036	\$4,800	104.92%	\$8,000	62.95%	\$2,964
6000 - Capital Outlay	\$0	\$3,069	0%	\$5,115	0%	\$5,115
7000 - Other Outgo	\$0	\$0	100%	\$0	100%	\$0
Indirect Costs	\$2,411	\$2,813	85.72%	\$4,688	51.43%	\$2,277
<b>Totals</b>	<b>\$58,329</b>	<b>\$62,135</b>	<b>93.87%</b>	<b>\$103,559</b>	<b>56.32%</b>	<b>\$45,230</b>

Member Carryover Compliance Status

**Description:** The Member Carryover Compliance Status table shows how the member's spending is tracking against the allocations for the displayed fiscal year(s) based on expenditures entered as of the time of viewing.

**Expenditures:** A negative value indicates that current fiscal year spending has not begun, as there are still unused funds from previous fiscal years.

**Carryover Amount & Carryover %:** If current fiscal year spending has not yet begun (a negative Expenditures amount), Carryover Amount will remain equal to Allocation and Carryover % will remain 100%.

Fiscal Year	Allocation	Expenditures	Carryover Amount	Carryover %	Carryover Threshold %	Locked
2023-24	\$102,299	\$57,069	\$45,230	44.21%	50%	-

Additional Comments

Not Entered

Mariposa County Unified  
2023-24 Q3

Submitted by Sarah Jacobs

Approved by Kimberly Freitas


Object Code	Year to Date (YTD) Expenditure	YTD Forecast	% Expended of YTD Forecast	Project Budget	% Expended of Project Budget	Budget Remaining
1000 - Instructional Salaries	\$96,251	\$68,492	140.53%	\$152,205	63.24%	\$55,954
2000 - Non-Instructional Salaries	\$3,485	\$2,727	127.8%	\$6,060	57.51%	\$2,575
3000 - Employee Benefits	\$22,323	\$17,810	125.34%	\$39,577	56.4%	\$17,254
4000 - Supplies and Materials	\$5,918	\$9,824	60.24%	\$21,830	27.11%	\$15,912
5000 - Other Operating Expenses and Services	\$15,516	\$14,565	106.53%	\$32,367	47.94%	\$16,851
6000 - Capital Outlay	\$0	\$0	100%	\$0	100%	\$0
7000 - Other Outgo	\$0	\$0	100%	\$0	100%	\$0
Indirect Costs	\$7,175	\$5,671	126.52%	\$12,602	56.94%	\$5,427
<b>Totals</b>	<b>\$150,668</b>	<b>\$119,088</b>	<b>126.52%</b>	<b>\$264,641</b>	<b>56.93%</b>	<b>\$113,973</b>

**Member Carryover Compliance Status**

**Description:** The Member Carryover Compliance Status table shows how the member's spending is tracking against the allocations for the displayed fiscal year(s) based on expenditures entered as of the time of viewing.

**Expenditures:** A negative value indicates that current fiscal year spending has not begun, as there are still unused funds from previous fiscal years.

**Carryover Amount & Carryover %:** If current fiscal year spending has not yet begun (a negative Expenditures amount), Carryover Amount will remain equal to Allocation and Carryover % will remain 100%.

Fiscal Year	Allocation	Expenditures	Carryover Amount	Carryover %	Carryover Threshold %	Locked
2023-24	\$224,954	\$110,981	\$113,973	 50.67%	50%	-

**Additional Comments**

Not Entered

**Merced CCD  
2023-24 Q3**

Submitted by Caroline Dawson

Approved by Kimberly Freitas

Object Code	Year to Date (YTD) Expenditure	YTD Forecast	% Expended of YTD Forecast	Project Budget	% Expended of Project Budget	Budget Remaining
1000 - Instructional Salaries	\$128,482	\$80,725	159.16%	\$179,388	71.62%	\$50,906
2000 - Non-Instructional Salaries	\$103,657	\$79,837	129.84%	\$177,416	58.43%	\$73,759
3000 - Employee Benefits	\$119,719	\$86,202	138.88%	\$191,561	62.5%	\$71,842
4000 - Supplies and Materials	\$12,947	\$11,766	110.04%	\$26,146	49.52%	\$13,199
5000 - Other Operating Expenses and Services	\$47,542	\$40,421	117.62%	\$89,825	52.93%	\$42,283
6000 - Capital Outlay	\$1,657	\$30,969	5.35%	\$68,820	2.41%	\$67,163
7000 - Other Outgo	\$0	\$0	100%	\$0	100%	\$0
Indirect Costs	\$17,401	\$11,243	154.77%	\$24,985	69.65%	\$7,584
<b>Totals</b>	<b>\$431,405</b>	<b>\$341,163</b>	<b>126.45%</b>	<b>\$758,141</b>	<b>56.9%</b>	<b>\$326,736</b>

**Member Carryover Compliance Status**

**Description:** The Member Carryover Compliance Status table shows how the member's spending is tracking against the allocations for the displayed fiscal year(s) based on expenditures entered as of the time of viewing.

**Expenditures:** A negative value indicates that current fiscal year spending has not begun, as there are still unused funds from previous fiscal years.

**Carryover Amount & Carryover %:** If current fiscal year spending has not yet begun (a negative Expenditures amount), Carryover Amount will remain equal to Allocation and Carryover % will remain 100%.

Fiscal Year	Allocation	Expenditures	Carryover Amount	Carryover %	Carryover Threshold %	Locked
2023-24	\$720,841	\$394,105	\$326,736	45.33%	50%	-

**Additional Comments**

Not Entered

**Merced Co. Office of Education  
2023-24 Q3**

Submitted by Rebecca Velasquez

Approved by Kimberly Freitas

Object Code	Year to Date (YTD) Expenditure	YTD Forecast	% Expended of YTD Forecast	Project Budget	% Expended of Project Budget	Budget Remaining
1000 - Instructional Salaries	\$171,664	\$56,795	302.25%	\$227,181	75.56%	\$55,517
2000 - Non-Instructional Salaries	\$79,278	\$25,766	307.69%	\$103,062	76.92%	\$23,784
3000 - Employee Benefits	\$133,980	\$46,249	289.69%	\$184,996	72.42%	\$51,016
4000 - Supplies and Materials	\$3,893	\$2,768	140.67%	\$11,070	35.17%	\$7,177
5000 - Other Operating Expenses and Services	\$35,078	\$10,321	339.86%	\$41,285	84.97%	\$6,207
6000 - Capital Outlay	\$0	\$3,469	0%	\$13,876	0%	\$13,876
7000 - Other Outgo	\$0	\$0	100%	\$0	100%	\$0
Indirect Costs	\$20,362	\$7,095	286.99%	\$28,380	71.75%	\$8,018
<b>Totals</b>	<b>\$444,255</b>	<b>\$152,463</b>	<b>291.39%</b>	<b>\$609,850</b>	<b>72.85%</b>	<b>\$165,595</b>

**Member Carryover Compliance Status**

**Description:** The Member Carryover Compliance Status table shows how the member's spending is tracking against the allocations for the displayed fiscal year(s) based on expenditures entered as of the time of viewing.

**Expenditures:** A negative value indicates that current fiscal year spending has not begun, as there are still unused funds from previous fiscal years.

**Carryover Amount & Carryover %:** If current fiscal year spending has not yet begun (a negative Expenditures amount), Carryover Amount will remain equal to Allocation and Carryover % will remain 100%.

Fiscal Year	Allocation	Expenditures	Carryover Amount	Carryover %	Carryover Threshold %	Locked
2023-24	\$560,924	\$395,329	\$165,595	29.52%	50%	-

**Additional Comments**

Not Entered

**Merced Union High  
2023-24 Q3**

Submitted by Nina Navarro

Approved by Kimberly Freitas

Object Code	Year to Date (YTD) Expenditure	YTD Forecast	% Expended of YTD Forecast	Project Budget	% Expended of Project Budget	Budget Remaining
1000 - Instructional Salaries	\$524,310	\$311,315	168.42%	\$691,811	75.79%	\$167,501
2000 - Non-Instructional Salaries	\$441,142	\$248,058	177.84%	\$551,239	80.03%	\$110,097
3000 - Employee Benefits	\$434,408	\$329,024	132.03%	\$731,164	59.41%	\$296,756
4000 - Supplies and Materials	\$78,413	\$58,604	133.8%	\$130,230	60.21%	\$51,817
5000 - Other Operating Expenses and Services	\$162,749	\$94,153	172.86%	\$209,229	77.79%	\$46,480
6000 - Capital Outlay	\$0	\$0	100%	\$0	100%	\$0
7000 - Other Outgo	\$0	\$0	100%	\$0	100%	\$0
Indirect Costs	\$58,748	\$37,266	157.65%	\$82,813	70.94%	\$24,065
<b>Totals</b>	<b>\$1,699,770</b>	<b>\$1,078,419</b>	<b>157.62%</b>	<b>\$2,396,486</b>	<b>70.93%</b>	<b>\$696,716</b>

**Member Carryover Compliance Status**

**Description:** The Member Carryover Compliance Status table shows how the member's spending is tracking against the allocations for the displayed fiscal year(s) based on expenditures entered as of the time of viewing.

**Expenditures:** A negative value indicates that current fiscal year spending has not begun, as there are still unused funds from previous fiscal years.

**Carryover Amount & Carryover %:** If current fiscal year spending has not yet begun (a negative Expenditures amount), Carryover Amount will remain equal to Allocation and Carryover % will remain 100%.

Fiscal Year	Allocation	Expenditures	Carryover Amount	Carryover %	Carryover Threshold %	Locked
2023-24	\$2,205,697	\$1,508,981	\$696,716	31.59%	50%	-

**Additional Comments**

Not Entered





2024 © California Community Colleges

NOVA Site Version: 7.1.1