

31 Gateway Adult Education Network

Dos Palos Oro Loma Joint Unified
2023-24 Q4

Submitted by Desiree Bryant 6175538

Approved by Kimberly Freitas

Object Code	Year to Date (YTD) Expenditure	YTD Forecast	% Expended of YTD Forecast	Project Budget	% Expended of Project Budget	Budget Remaining
1000 - Instructional Salaries	\$53,415	\$32,049	166.67%	\$53,415	100%	\$0
2000 - Non-Instructional Salaries	\$657	\$600	109.5%	\$1,000	65.7%	\$343
3000 - Employee Benefits	\$11,816	\$7,320	161.42%	\$12,200	96.85%	\$384
4000 - Supplies and Materials	\$26,382	\$18,166	145.23%	\$30,276	87.14%	\$3,894
5000 - Other Operating Expenses and Services	\$8,464	\$5,100	165.96%	\$8,500	99.58%	\$36
6000 - Capital Outlay	\$0	\$0	100%	\$0	100%	\$0
7000 - Other Outgo	\$0	\$0	100%	\$0	100%	\$0
Indirect Costs	\$5,037	\$3,162	159.3%	\$5,270	95.58%	\$233
Totals	\$105,771	\$66,397	159.3%	\$110,661	95.58%	\$4,890

Member Carryover Compliance Status

Description: The Member Carryover Compliance Status table shows how the member's spending is tracking against the allocations for the displayed fiscal year(s) based on expenditures entered as of the time of viewing.

Expenditures: A negative value indicates that current fiscal year spending has not begun, as there are still unused funds from previous fiscal years.

Carryover Amount & Carryover %: If current fiscal year spending has not yet begun (a negative Expenditures amount), Carryover Amount will remain equal to Allocation and Carryover % will remain 100%.

Fiscal Year	Allocation	Expenditures	Carryover Amount	Carryover %	Carryover Threshold %	Locked
2023-24	\$95,359	\$90,469	\$4,890	5.13%	15%	09/19/2024 02:55 PM PDT

Additional Comments

Not Entered

✓ I certify that our agency did not exceed the allowed indirect rate as directed in the Adult Education Program Guidance.

Gustine Unified
2023-24 Q4

Submitted by Gustine Adult School Denise Rivera-Pantoja

Approved by Kimberly Freitas


Object Code	Year to Date (YTD) Expenditure	YTD Forecast	% Expended of YTD Forecast	Project Budget	% Expended of Project Budget	Budget Remaining
1000 - Instructional Salaries	\$35,905	\$22,904	156.76%	\$38,173	94.06%	\$2,268
2000 - Non-Instructional Salaries	\$11,770	\$7,796	150.97%	\$12,994	90.58%	\$1,224
3000 - Employee Benefits	\$8,751	\$5,251	166.67%	\$8,751	100%	\$0
4000 - Supplies and Materials	\$49,249	\$29,550	166.66%	\$49,250	100%	\$1
5000 - Other Operating Expenses and Services	\$0	\$3,356	0%	\$5,594	0%	\$5,594
6000 - Capital Outlay	\$0	\$0	100%	\$0	100%	\$0
7000 - Other Outgo	\$0	\$0	100%	\$0	100%	\$0
Indirect Costs	\$4,058	\$3,443	117.87%	\$5,738	70.72%	\$1,680
Totals	\$109,733	\$72,300	151.77%	\$120,500	91.06%	\$10,767

Member Carryover Compliance Status

Description: The Member Carryover Compliance Status table shows how the member's spending is tracking against the allocations for the displayed fiscal year(s) based on expenditures entered as of the time of viewing.

Expenditures: A negative value indicates that current fiscal year spending has not begun, as there are still unused funds from previous fiscal years.

Carryover Amount & Carryover %: If current fiscal year spending has not yet begun (a negative Expenditures amount), Carryover Amount will remain equal to Allocation and Carryover % will remain 100%.

Fiscal Year	Allocation	Expenditures	Carryover Amount	Carryover %	Carryover Threshold %	Locked
2023-24	\$58,470	\$47,703	\$10,767	 18.41%	15%	09/19/2024 02:55 PM PDT

Additional Comments

Not Entered

✓ I certify that our agency did not exceed the allowed indirect rate as directed in the Adult Education Program Guidance.

**Le Grand Union High
2023-24 Q4**

Submitted by Donna Alley

Approved by Kimberly Freitas


Object Code	Year to Date (YTD) Expenditure	YTD Forecast	% Expended of YTD Forecast	Project Budget	% Expended of Project Budget	Budget Remaining
1000 - Instructional Salaries	\$26,167	\$21,600	121.14%	\$27,000	96.91%	\$833
2000 - Non-Instructional Salaries	\$19,489	\$16,800	116.01%	\$21,000	92.8%	\$1,511
3000 - Employee Benefits	\$12,291	\$13,200	93.11%	\$16,500	74.49%	\$4,209
4000 - Supplies and Materials	\$14,843	\$14,960	99.22%	\$18,700	79.37%	\$3,857
5000 - Other Operating Expenses and Services	\$33	\$2,400	1.38%	\$3,000	1.1%	\$2,967
6000 - Capital Outlay	\$0	\$0	100%	\$0	100%	\$0
7000 - Other Outgo	\$0	\$0	100%	\$0	100%	\$0
Indirect Costs	\$3,439	\$3,448	99.74%	\$4,310	79.79%	\$871
Totals	\$76,262	\$72,408	105.32%	\$90,510	84.26%	\$14,248

Member Carryover Compliance Status

Description: The Member Carryover Compliance Status table shows how the member's spending is tracking against the allocations for the displayed fiscal year(s) based on expenditures entered as of the time of viewing.

Expenditures: A negative value indicates that current fiscal year spending has not begun, as there are still unused funds from previous fiscal years.

Carryover Amount & Carryover %: If current fiscal year spending has not yet begun (a negative Expenditures amount), Carryover Amount will remain equal to Allocation and Carryover % will remain 100%.

Fiscal Year	Allocation	Expenditures	Carryover Amount	Carryover %	Carryover Threshold %	Locked
2023-24	\$86,038	\$71,790	\$14,248	 16.56%	15%	09/19/2024 02:55 PM PDT

Additional Comments

Not Entered

✓ I certify that our agency did not exceed the allowed indirect rate as directed in the Adult Education Program Guidance.

Los Banos Unified
2023-24 Q4

Submitted by Chan Meas Los Banos Adult School

Approved by Kimberly Freitas


Object Code	Year to Date (YTD) Expenditure	YTD Forecast	% Expended of YTD Forecast	Project Budget	% Expended of Project Budget	Budget Remaining
1000 - Instructional Salaries	\$45,677	\$38,861	117.54%	\$48,576	94.03%	\$2,899
2000 - Non-Instructional Salaries	\$1,976	\$2,912	67.86%	\$3,640	54.29%	\$1,664
3000 - Employee Benefits	\$10,799	\$10,854	99.5%	\$13,567	79.6%	\$2,768
4000 - Supplies and Materials	\$16,912	\$15,978	105.84%	\$19,973	84.67%	\$3,061
5000 - Other Operating Expenses and Services	\$5,275	\$6,400	82.42%	\$8,000	65.94%	\$2,725
6000 - Capital Outlay	\$0	\$4,092	0%	\$5,115	0%	\$5,115
7000 - Other Outgo	\$0	\$0	100%	\$0	100%	\$0
Indirect Costs	\$4,194	\$3,750	111.83%	\$4,688	89.46%	\$494
Totals	\$84,833	\$82,847	102.4%	\$103,559	81.92%	\$18,726

Member Carryover Compliance Status

Description: The Member Carryover Compliance Status table shows how the member's spending is tracking against the allocations for the displayed fiscal year(s) based on expenditures entered as of the time of viewing.

Expenditures: A negative value indicates that current fiscal year spending has not begun, as there are still unused funds from previous fiscal years.

Carryover Amount & Carryover %: If current fiscal year spending has not yet begun (a negative Expenditures amount), Carryover Amount will remain equal to Allocation and Carryover % will remain 100%.

Fiscal Year	Allocation	Expenditures	Carryover Amount	Carryover %	Carryover Threshold %	Locked
2023-24	\$102,299	\$83,573	\$18,726	 18.31%	15%	09/19/2024 02:55 PM PDT

Additional Comments

Will develop a plan to spend carryover funds which will include summer school.

✓ I certify that our agency did not exceed the allowed indirect rate as directed in the Adult Education Program Guidance.

Mariposa County Unified
2023-24 Q4

Submitted by Sarah Jacobs

Approved by Kimberly Freitas


Object Code	Year to Date (YTD) Expenditure	YTD Forecast	% Expended of YTD Forecast	Project Budget	% Expended of Project Budget	Budget Remaining
1000 - Instructional Salaries	\$137,073	\$91,323	150.1%	\$152,205	90.06%	\$15,132
2000 - Non-Instructional Salaries	\$4,833	\$3,636	132.92%	\$6,060	79.75%	\$1,227
3000 - Employee Benefits	\$31,800	\$23,746	133.92%	\$39,577	80.35%	\$7,777
4000 - Supplies and Materials	\$12,576	\$13,098	96.01%	\$21,830	57.61%	\$9,254
5000 - Other Operating Expenses and Services	\$21,442	\$19,420	110.41%	\$32,367	66.25%	\$10,925
6000 - Capital Outlay	\$0	\$0	100%	\$0	100%	\$0
7000 - Other Outgo	\$0	\$0	100%	\$0	100%	\$0
Indirect Costs	\$10,386	\$7,561	137.36%	\$12,602	82.42%	\$2,216
Totals	\$218,110	\$158,785	137.36%	\$264,641	82.42%	\$46,531

Member Carryover Compliance Status

Description: The Member Carryover Compliance Status table shows how the member's spending is tracking against the allocations for the displayed fiscal year(s) based on expenditures entered as of the time of viewing.

Expenditures: A negative value indicates that current fiscal year spending has not begun, as there are still unused funds from previous fiscal years.

Carryover Amount & Carryover %: If current fiscal year spending has not yet begun (a negative Expenditures amount), Carryover Amount will remain equal to Allocation and Carryover % will remain 100%.

Fiscal Year	Allocation	Expenditures	Carryover Amount	Carryover %	Carryover Threshold %	Locked
2023-24	\$224,954	\$178,423	\$46,531	 20.68%	15%	09/19/2024 02:55 PM PDT

Additional Comments

Not Entered

✓ I certify that our agency did not exceed the allowed indirect rate as directed in the Adult Education Program Guidance.

**Merced CCD
2023-24 Q4**

Submitted by Nathan Devine

Approved by Kimberly Freitas

Object Code	Year to Date (YTD) Expenditure	YTD Forecast	% Expended of YTD Forecast	Project Budget	% Expended of Project Budget	Budget Remaining
1000 - Instructional Salaries	\$180,984	\$108,590	166.67%	\$180,984	100%	\$0
2000 - Non-Instructional Salaries	\$144,960	\$104,411	138.84%	\$174,019	83.3%	\$29,059
3000 - Employee Benefits	\$168,978	\$114,134	148.05%	\$190,224	88.83%	\$21,246
4000 - Supplies and Materials	\$15,283	\$12,126	126.03%	\$20,210	75.62%	\$4,927
5000 - Other Operating Expenses and Services	\$73,612	\$59,340	124.05%	\$98,900	74.43%	\$25,288
6000 - Capital Outlay	\$7,686	\$4,612	166.64%	\$7,687	99.99%	\$1
7000 - Other Outgo	\$0	\$0	100%	\$0	100%	\$0
Indirect Costs	\$24,315	\$14,991	162.2%	\$24,985	97.32%	\$670
Totals	\$615,818	\$418,205	147.25%	\$697,009	88.35%	\$81,191

Member Carryover Compliance Status

Description: The Member Carryover Compliance Status table shows how the member's spending is tracking against the allocations for the displayed fiscal year(s) based on expenditures entered as of the time of viewing.

Expenditures: A negative value indicates that current fiscal year spending has not begun, as there are still unused funds from previous fiscal years.

Carryover Amount & Carryover %: If current fiscal year spending has not yet begun (a negative Expenditures amount), Carryover Amount will remain equal to Allocation and Carryover % will remain 100%.

Fiscal Year	Allocation	Expenditures	Carryover Amount	Carryover %	Carryover Threshold %	Locked
2023-24	\$659,709	\$578,518	\$81,191	12.31%	15%	09/19/2024 02:55 PM PDT

Additional Comments

Not Entered

✓ I certify that our agency did not exceed the allowed indirect rate as directed in the Adult Education Program Guidance.

**Merced Co. Office of Education
2023-24 Q4**

Submitted by Mary Whited

Approved by Kimberly Freitas

Object Code	Year to Date (YTD) Expenditure	YTD Forecast	% Expended of YTD Forecast	Project Budget	% Expended of Project Budget	Budget Remaining
1000 - Instructional Salaries	\$226,372	\$56,795	398.58%	\$227,181	99.64%	\$809
2000 - Non-Instructional Salaries	\$104,697	\$26,250	398.85%	\$105,000	99.71%	\$303
3000 - Employee Benefits	\$181,840	\$46,249	393.18%	\$184,996	98.29%	\$3,156
4000 - Supplies and Materials	\$4,765	\$1,354	351.86%	\$5,417	87.96%	\$652
5000 - Other Operating Expenses and Services	\$44,408	\$11,250	394.74%	\$45,000	98.68%	\$592
6000 - Capital Outlay	\$13,876	\$3,469	400%	\$13,876	100%	\$0
7000 - Other Outgo	\$0	\$0	100%	\$0	100%	\$0
Indirect Costs	\$28,104	\$7,095	396.11%	\$28,380	99.03%	\$276
Totals	\$604,062	\$152,463	396.2%	\$609,850	99.05%	\$5,788

Member Carryover Compliance Status

Description: The Member Carryover Compliance Status table shows how the member's spending is tracking against the allocations for the displayed fiscal year(s) based on expenditures entered as of the time of viewing.

Expenditures: A negative value indicates that current fiscal year spending has not begun, as there are still unused funds from previous fiscal years.

Carryover Amount & Carryover %: If current fiscal year spending has not yet begun (a negative Expenditures amount), Carryover Amount will remain equal to Allocation and Carryover % will remain 100%.

Fiscal Year	Allocation	Expenditures	Carryover Amount	Carryover %	Carryover Threshold %	Locked
2023-24	\$560,924	\$555,136	\$5,788	1.03%	15%	09/19/2024 02:55 PM PDT

Additional Comments

Not Entered

✓ I certify that our agency did not exceed the allowed indirect rate as directed in the Adult Education Program Guidance.

**Merced Union High
2023-24 Q4**

Submitted by Steven Hobbs

Approved by Kimberly Freitas

Object Code	Year to Date (YTD) Expenditure	YTD Forecast	% Expended of YTD Forecast	Project Budget	% Expended of Project Budget	Budget Remaining
1000 - Instructional Salaries	\$745,301	\$447,181	166.67%	\$745,301	100%	\$0
2000 - Non-Instructional Salaries	\$538,078	\$330,743	162.69%	\$551,239	97.61%	\$13,161
3000 - Employee Benefits	\$566,535	\$415,529	136.34%	\$692,549	81.8%	\$126,014
4000 - Supplies and Materials	\$94,973	\$78,314	121.27%	\$130,523	72.76%	\$35,550
5000 - Other Operating Expenses and Services	\$234,666	\$151,848	154.54%	\$253,080	92.72%	\$18,414
6000 - Capital Outlay	\$0	\$0	100%	\$0	100%	\$0
7000 - Other Outgo	\$0	\$0	100%	\$0	100%	\$0
Indirect Costs	\$78,028	\$50,956	153.13%	\$84,926	91.88%	\$6,898
Totals	\$2,257,581	\$1,474,571	153.1%	\$2,457,618	91.86%	\$200,037

Member Carryover Compliance Status

Description: The Member Carryover Compliance Status table shows how the member's spending is tracking against the allocations for the displayed fiscal year(s) based on expenditures entered as of the time of viewing.

Expenditures: A negative value indicates that current fiscal year spending has not begun, as there are still unused funds from previous fiscal years.

Carryover Amount & Carryover %: If current fiscal year spending has not yet begun (a negative Expenditures amount), Carryover Amount will remain equal to Allocation and Carryover % will remain 100%.

Fiscal Year	Allocation	Expenditures	Carryover Amount	Carryover %	Carryover Threshold %	Locked
2023-24	\$2,266,829	\$2,066,792	\$200,037	8.82%	15%	09/19/2024 02:55 PM PDT

Additional Comments

Not Entered

✓ I certify that our agency did not exceed the allowed indirect rate as directed in the Adult Education Program Guidance.



California
Community
Colleges



2024 © California Community Colleges
NOVA Site Version: 7.3.8