


Carmel Unified
2021-22 Q4

Submitted by Tom Parry

Approved by Cris Perry

Object Code	Year to Date (YTD) Expenditure	YTD Forecast	% Expended of YTD Forecast	Project Budget	% Expended of Project Budget	Budget Remaining
1000 - Instructional Salaries	\$41,777	\$46,980	88.93%	\$46,980	88.93%	\$5,203
2000 - Non-Instructional Salaries	\$5,237	\$6,270	83.52%	\$6,270	83.52%	\$1,033
3000 - Employee Benefits	\$8,757	\$12,910	67.83%	\$12,910	67.83%	\$4,153
4000 - Supplies and Materials	\$1,759	\$5,500	31.98%	\$5,500	31.98%	\$3,741
5000 - Other Operating Expenses and Services	\$4,160	\$43,620	9.54%	\$43,620	9.54%	\$39,460
6000 - Capital Outlay	\$0	\$0	100%	\$0	100%	\$0
7000 - Other Outgo	\$0	\$0	100%	\$0	100%	\$0
Indirect Costs	\$0	\$0	100%	\$0	100%	\$0
Totals	\$61,690	\$115,280	53.51%	\$115,280	53.51% 	\$53,590

Additional Comments

Not Entered

✓ I certify that our agency did not exceed the allowed indirect rate as directed in the Adult Education Program Guidance.

Monterey Peninsula CCD
2021-22 Q4

Submitted by Christian Smith

Approved by Cris Perry

Object Code	Year to Date (YTD) Expenditure	YTD Forecast	% Expended of YTD Forecast	Project Budget	% Expended of Project Budget	Budget Remaining
1000 - Instructional Salaries	\$3,257	\$9,739	33.44%	\$9,739	33.44%	\$6,482
2000 - Non-Instructional Salaries	\$37,686	\$37,686	100%	\$37,686	100%	\$0
3000 - Employee Benefits	\$27,542	\$29,510	93.33%	\$29,510	93.33%	\$1,968
4000 - Supplies and Materials	\$0	\$6,962	0%	\$6,962	0%	\$6,962
5000 - Other Operating Expenses and Services	\$1,285	\$10,000	12.85%	\$10,000	12.85%	\$8,715
6000 - Capital Outlay	\$0	\$0	100%	\$0	100%	\$0
7000 - Other Outgo	\$0	\$0	100%	\$0	100%	\$0
Indirect Costs	\$3,488	\$4,942	70.58%	\$4,942	70.58%	\$1,454
Totals	\$73,258	\$98,839	74.12%	\$98,839	74.12%	\$25,581

Additional Comments



This year we received a one time grant funds to help us cover the cost of online resources for the classroom that we normally would have earmarked in the adult ed budget. So we did not really use or 4000 or 5000 funds like expected this year. Rest of our funds were used on personnel and support for outreach at our partner Adult Schools.

✓ I certify that our agency did not exceed the allowed indirect rate as directed in the Adult Education Program Guidance.

**Monterey Peninsula Unified
2021-22 Q4**

Submitted by Beth Wodecki

Approved by Cris Perry

Object Code	Year to Date (YTD) Expenditure	YTD Forecast	% Expended of YTD Forecast	Project Budget	% Expended of Project Budget	Budget Remaining
1000 - Instructional Salaries	\$408,908	\$534,690	76.48%	\$534,690	76.48%	\$125,782
2000 - Non-Instructional Salaries	\$177,569	\$160,785	110.44%	\$160,785	110.44%	-\$16,784 
3000 - Employee Benefits	\$189,496	\$186,509	101.6%	\$186,509	101.6%	-\$2,987 
4000 - Supplies and Materials	\$59,676	\$103,125	57.87%	\$103,125	57.87%	\$43,449
5000 - Other Operating Expenses and Services	\$35,985	\$50,524	71.22%	\$50,524	71.22%	\$14,539
6000 - Capital Outlay	\$0	\$0	100%	\$0	100%	\$0
7000 - Other Outgo	\$0	\$0	100%	\$0	100%	\$0
Indirect Costs	\$43,279	\$52,000	83.23%	\$52,000	83.23%	\$8,721
Totals	\$914,913	\$1,087,633	84.12%	\$1,087,633	84.12%	\$172,720

Additional Comments

Expenditures in the 1000 Object were for certificated staff (including teachers, counselors and administrators). Although certificated staff received a 7% salary increase, the expenses fell below budgeted amount due to the 1.0FTE program administrator vacating the position in March-no replacement until July 2022. An administrator per diem was hired for 22 days to assist in monitoring the program until the end of the school year. Classified staff received a 5% increase in salary; therefore, the increase in the 2000 & 3000 Objects. Object 4000 was used to purchase instructional/classroom materials including technological upgrades (laptops, chromebooks, viewsonics/accessories as needed). Object 5000 was used for operating costs, classroom software, Adult Ed attendance software, and outreach.

✓ I certify that our agency did not exceed the allowed indirect rate as directed in the Adult Education Program Guidance.

**Pacific Grove Unified
2021-22 Q4**

Submitted by Barbara Martinez

Approved by Cris Perry

Object Code	Year to Date (YTD) Expenditure	YTD Forecast	% Expended of YTD Forecast	Project Budget	% Expended of Project Budget	Budget Remaining
1000 - Instructional Salaries	\$358,413	\$452,634	79.18%	\$452,634	79.18%	\$94,221
2000 - Non-Instructional Salaries	\$444,592	\$563,144	78.95%	\$563,144	78.95%	\$118,552
3000 - Employee Benefits	\$221,068	\$285,504	77.43%	\$285,504	77.43%	\$64,436
4000 - Supplies and Materials	\$102,587	\$186,572	54.99%	\$186,572	54.99%	\$83,985
5000 - Other Operating Expenses and Services	\$115,365	\$190,382	60.6%	\$190,382	60.6%	\$75,017
6000 - Capital Outlay	\$0	\$14,580	0%	\$14,580	0%	\$14,580
7000 - Other Outgo	\$0	\$0	100%	\$0	100%	\$0
Indirect Costs	\$62,101	\$84,640	73.37%	\$84,640	73.37%	\$22,539
Totals	\$1,304,126	\$1,777,456	73.37%	\$1,777,456	73.37%	\$473,330

Additional Comments

Expenditures for Certificated include a 6% salary increase retro for teachers and administration. Expenditures fell below budget due to lack of returning staff from the current pandemic. Expenditures for Classified salaries reflect an increase of 6% salary increase retro and into next year. Salaries fell below targeted budget due to instructional assistant unfilled positions. Expenditures for employee benefits is consistent with 77% of projected budget. This will rectify in next years budget with returning or replacement personnel. Expenditures in the 4's were spent on materials and supplies to support CAEP programs and Expenditures for the 5's were earmarked for operating costs.

✓ I certify that our agency did not exceed the allowed indirect rate as directed in the Adult Education Program Guidance.



California
Community
Colleges



2022 © California Community Colleges
NOVA Site Version: 5.0.6