

33 Monterey Peninsula CCD

Consortium Summary | Total Expenditures: \$168,276 | Total Allocation: \$3,115,543 | Total Carryover: \$2,947,267
 (94.6%) Carryover Compliance i

Carmel Unified 2023-24 Q2

Submitted by Tom Parry

Approved by Barbara Martinez

Object Code	Year to Date (YTD) Expenditure	YTD Forecast	% Expended of YTD Forecast	Project Budget	% Expended of Project Budget	Budget Remaining
1000 - Instructional Salaries	\$25,992	\$13,701	189.71%	\$54,803	47.43%	\$28,811
2000 - Non-Instructional Salaries	\$2,957	\$1,999	147.94%	\$7,995	36.99%	\$5,038
3000 - Employee Benefits	\$7,077	\$3,816	185.44%	\$15,265	46.36%	\$8,188
4000 - Supplies and Materials	\$1,151	\$2,850	40.39%	\$11,400	10.1%	\$10,249
5000 - Other Operating Expenses and Services	\$6,500	\$6,187	105.06%	\$24,747	26.27%	\$18,247
6000 - Capital Outlay	\$0	\$0	100%	\$0	100%	\$0
7000 - Other Outgo	\$0	\$0	100%	\$0	100%	\$0
Indirect Costs	\$500	\$250	200%	\$1,000	50%	\$500
Totals	\$44,177	\$28,803	153.38%	\$115,210	38.34%	\$71,033

Member Carryover Compliance Status

Description: The Member Carryover Compliance Status table shows how the member's spending is tracking against the allocations for the displayed fiscal year(s) based on expenditures entered as of the time of viewing.

Expenditures: A negative value indicates that current fiscal year spending has not begun, as there are still unused funds from previous fiscal years.

Carryover Amount & Carryover %: If current fiscal year spending has not yet begun (a negative Expenditures amount), Carryover Amount will remain equal to Allocation and Carryover % will remain 100%.

Fiscal Year	Allocation	Expenditures	Carryover Amount	Carryover %	Carryover Threshold %	Locked
2023-24	\$76,197	\$5,164	\$71,033	! 93.22%	60%	-

Corrective Action Plan *

There will be expenditures regarding computers for students as well as furniture and locking storage.

Additional Comments

Not Entered

Allocation Year 2021-22 Closeout

I have reviewed the fiscal reports for my agency and confirmed that all funds for this allocation year have been spent.

2021-22 Reverted Funds:

\$0

**Monterey Peninsula CCD
2023-24 Q2**

Submitted by Jeffery Sundquist

Approved by Barbara Martinez

Object Code	Year to Date (YTD) Expenditure	YTD Forecast	% Expended of YTD Forecast	Project Budget	% Expended of Project Budget	Budget Remaining
1000 - Instructional Salaries	\$2,511	\$2,614	96.07%	\$10,455	24.02%	\$7,944
2000 - Non-Instructional Salaries	\$16,159	\$10,941	147.69%	\$43,764	36.92%	\$27,605
3000 - Employee Benefits	\$6,456	\$9,323	69.25%	\$37,292	17.31%	\$30,836
4000 - Supplies and Materials	\$0	\$2,341	0%	\$9,364	0%	\$9,364
5000 - Other Operating Expenses and Services	\$1,830	\$1,000	183%	\$4,000	45.75%	\$2,170
6000 - Capital Outlay	\$0	\$0	100%	\$0	100%	\$0
7000 - Other Outgo	\$0	\$1,370	0%	\$5,478	0%	\$5,478
Indirect Costs	\$0	\$0	100%	\$0	100%	\$0
Totals	\$26,956	\$27,588	97.71%	\$110,353	! 24.43%	\$83,397

Member Carryover Compliance Status

Description: The Member Carryover Compliance Status table shows how the member's spending is tracking against the allocations for the displayed fiscal year(s) based on expenditures entered as of the time of viewing.

Expenditures: A negative value indicates that current fiscal year spending has not begun, as there are still unused funds from previous fiscal years.

Carryover Amount & Carryover %: If current fiscal year spending has not yet begun (a negative Expenditures amount), Carryover Amount will remain equal to Allocation and Carryover % will remain 100%.

Fiscal Year	Allocation	Expenditures	Carryover Amount	Carryover %	Carryover Threshold %	Locked
2023-24	\$104,215	\$20,818	\$83,397	 80.02%	60%	-

Corrective Action Plan *

Q2 Corrective Action Write up- The total expenditures and carryover amounts are reported incorrectly. Our corrective action plan for carryover amount \$76,480 includes budgeting for non-instructional salaries (2000) to cover time and effort of interim director of continuing and professional education and student service support staff. These positions have taken on a more active role within the consortium and are contributing to Adult Ed efforts at the College. Work will be done to spend down employee benefits (3000), currently the health and welfare costs (year to date) are not included, Q3 reporting will include health and welfare expenses YTD. The College is creating a plan to spend down supplies and materials (4000).

Additional Comments

Q2 expenses are lower than previous years due to staffing changes, and expenditures will catch up in Q3.

Allocation Year 2021-22 Closeout

I have reviewed the fiscal reports for my agency and confirmed that all funds for this allocation year have been spent.


2021-22 Reverted Funds:

\$0

Monterey Peninsula Unified
2023-24 Q2

Submitted by Cris Perry

Approved by Barbara Martinez


Object Code	Year to Date (YTD) Expenditure	YTD Forecast	% Expended of YTD Forecast	Project Budget	% Expended of Project Budget	Budget Remaining
1000 - Instructional Salaries	\$230,577	\$150,677	153.03%	\$430,507	53.56%	\$199,930
2000 - Non-Instructional Salaries	\$89,153	\$59,319	150.29%	\$169,482	52.6%	\$80,329
3000 - Employee Benefits	\$96,400	\$71,266	135.27%	\$203,617	47.34%	\$107,217
4000 - Supplies and Materials	\$14,524	\$136,678	10.63%	\$390,509	3.72%	\$375,985
5000 - Other Operating Expenses and Services	\$32,798	\$86,947	37.72%	\$248,421	13.2%	\$215,623
6000 - Capital Outlay	\$5,534	\$0	100%	\$0	100%	 -\$5,534
7000 - Other Outgo	\$0	\$0	100%	\$0	100%	\$0
Indirect Costs	\$21,929	\$25,244	86.87%	\$72,127	30.4%	\$50,198
Totals	\$490,915	\$530,132	92.6%	\$1,514,663	32.41%	\$1,023,748

Member Carryover Compliance Status

Description: The Member Carryover Compliance Status table shows how the member's spending is tracking against the allocations for the displayed fiscal year(s) based on expenditures entered as of the time of viewing.

Expenditures: A negative value indicates that current fiscal year spending has not begun, as there are still unused funds from previous fiscal years.

Carryover Amount & Carryover %: If current fiscal year spending has not yet begun (a negative Expenditures amount), Carryover Amount will remain equal to Allocation and Carryover % will remain 100%.

Fiscal Year	Allocation	Expenditures	Carryover Amount	Carryover %	Carryover Threshold %	Locked
2023-24	\$1,166,042	\$142,294	\$1,023,748	 87.8%	60%	-

Corrective Action Plan *

Attention: The carryover status number amount is incorrect and reflecting the same information from Q1. Current data listed here does not reflect accurate allocations. We have contacted NOVA tech support and NOVA Tech Support is in the process of correcting the data. Our correction plan for our actual carryover (\$348,621.00) includes budgeting for a projected increase in salary /benefits for all staff (instructional and support) proactive from July, 2023. With a projected 10% increase in salary (roughly \$150,000.00 for year 1) and roughly \$100,000.00 ongoing for each year until salaries are renegotiated, this will be a bulk of our carry over funding. Any additional funds will be spent to refurbish a portable damaged during the storm season of 22-23. This repair is needed because of the increase in current enrollment and a need for additional classroom space as well as furnishings.

Additional Comments

Object 1000 was expended by certificated salaries, including instructional staff and an administrator. Object 2000 was expended by clerical support staff and child care assistants to remove barriers by providing child care services for ESL and ASE students. Object 3000 applies to statutory benefits and health packages associated with certificated and classified salaries. Object 4000 was expended for classroom/instructional supplies and technology upgrades for CAEP classes. Object 5000 was expended for travel and conferences, institutional membership fees, outside contracts including classroom software, and postage. The need for additional storage space was not included in the original budget due to the cost of the storage shed exceeding \$5000 which identifies as a Capital Outlay expense and falls under the Object 6000.

Allocation Year 2021-22 Closeout

I have reviewed the fiscal reports for my agency and confirmed that all funds for this allocation year have been spent.

2021-22 Reverted Funds:

\$0

Pacific Grove Unified 2023-24 Q2

Submitted by Barbara Martinez

Approved by Barbara Martinez


Object Code	Year to Date (YTD) Expenditure	YTD Forecast	% Expended of YTD Forecast	Project Budget	% Expended of Project Budget	Budget Remaining
1000 - Instructional Salaries	\$191,940	\$141,913	135.25%	\$473,042	40.58%	\$281,102
2000 - Non-Instructional Salaries	\$260,018	\$162,477	160.03%	\$541,589	48.01%	\$281,571
3000 - Employee Benefits	\$133,948	\$99,228	134.99%	\$330,760	40.5%	\$196,812
4000 - Supplies and Materials	\$19,538	\$64,453	30.31%	\$214,842	9.09%	\$195,304
5000 - Other Operating Expenses and Services	\$33,965	\$152,616	22.26%	\$508,721	6.68%	\$474,756
6000 - Capital Outlay	\$0	\$90,999	0%	\$303,329	0%	\$303,329
7000 - Other Outgo	\$0	\$0	100%	\$0	100%	\$0
Indirect Costs	\$0	\$28,943	0%	\$96,475	0%	\$96,475
Totals	\$639,409	\$740,627	86.33%	\$2,468,758	! 25.9%	\$1,829,349

Member Carryover Compliance Status

Description: The Member Carryover Compliance Status table shows how the member's spending is tracking against the allocations for the displayed fiscal year(s) based on expenditures entered as of the time of viewing.

Expenditures: A negative value indicates that current fiscal year spending has not begun, as there are still unused funds from previous fiscal years.

Carryover Amount & Carryover %: If current fiscal year spending has not yet begun (a negative Expenditures amount), Carryover Amount will remain equal to Allocation and Carryover % will remain 100%.

Fiscal Year	Allocation	Expenditures	Carryover Amount	Carryover %	Carryover Threshold %	Locked
2023-24	\$1,769,089	-\$60,260	\$1,769,089	 100%	60%	-

Corrective Action Plan *

The beginning carryover for 2023-2024 was incorrectly posted in Nova. Our consortia members have contacted CAEP for corrections. Our corrective action plan for use of carryover in the budget is in the identified program areas: Adults with Disabilities, Parent Education for Student Success, CTE Pathways, and for Consortia-wide professional development, marketing contract for services, and consortia regional mini conference. Additional funds were allocated for negotiated increases to salaries of certificated and classified employees retro to July 01, 2023. All remaining funds are earmarked to an ongoing fund to purchase a doublewide portable to accommodate increased enrollment to our programs.

Additional Comments

Expansion for our High School Diploma Program to include a College and Career Counselor identified a need for additional office space. PGAE will contract for service with a vetted construction company to modify the space to accommodate additional staff.

Allocation Year 2021-22 Closeout

I have reviewed the fiscal reports for my agency and confirmed that all funds for this allocation year have been spent.

2021-22 Reverted Funds:

\$0



California
Community
Colleges



2024 © California Community Colleges
NOVA Site Version: 6.5.24