




33 Monterey Peninsula CCD

Consortium Summary | Total Expenditures: **\$2,022,379** Total Allocation: **\$3,115,543** Total Carryover: **\$1,093,164**
(35.09%) Carryover Compliance 

Carmel Unified 2023-24 Q4

Submitted by Tom Parry

Approved by Beth Wodecki


Object Code	Year to Date (YTD) Expenditure	YTD Forecast	% Expended of YTD Forecast	Project Budget	% Expended of Project Budget	Budget Remaining
1000 - Instructional Salaries	\$52,272	\$13,701	381.53%	\$54,803	95.38%	\$2,531
2000 - Non-Instructional Salaries	\$5,939	\$1,999	297.14%	\$7,995	74.28%	\$2,056
3000 - Employee Benefits	\$15,267	\$3,816	400.05%	\$15,265	100.01%	 -\$2
4000 - Supplies and Materials	\$1,151	\$2,850	40.39%	\$11,400	10.1%	\$10,249
5000 - Other Operating Expenses and Services	\$6,500	\$6,187	105.06%	\$24,747	26.27%	\$18,247
6000 - Capital Outlay	\$0	\$0	100%	\$0	100%	\$0
7000 - Other Outgo	\$2,052	\$0	100%	\$0	100%	 -\$2,052
Indirect Costs	\$500	\$250	200%	\$1,000	50%	\$500
Totals	\$83,681	\$28,803	290.53%	\$115,210	72.63%	\$31,529

Member Carryover Compliance Status

Description: The Member Carryover Compliance Status table shows how the member's spending is tracking against the allocations for the displayed fiscal year(s) based on expenditures entered as of the time of viewing.

Expenditures: A negative value indicates that current fiscal year spending has not begun, as there are still unused funds from previous fiscal years.

Carryover Amount & Carryover %: If current fiscal year spending has not yet begun (a negative Expenditures amount), Carryover Amount will remain equal to Allocation and Carryover % will remain 100%.

Fiscal Year	Allocation	Expenditures	Carryover Amount	Carryover %	Carryover Threshold %	Locked
2023-24	\$76,197	\$44,668	\$31,529	 41.38%	20%	08/30/2024 03:28 PM PDT

Additional Comments



Not Entered

✓ I certify that our agency did not exceed the allowed indirect rate as directed in the Adult Education Program Guidance.

Monterey Peninsula CCD
2023-24 Q4

Submitted by Jeffery Sundquist

Approved by Beth Wodecki


Object Code	Year to Date (YTD) Expenditure	YTD Forecast	% Expended of YTD Forecast	Project Budget	% Expended of Project Budget	Budget Remaining
1000 - Instructional Salaries	\$5,024	\$3,659	137.3%	\$10,455	48.05%	\$5,431
2000 - Non-Instructional Salaries	\$35,310	\$15,317	230.52%	\$43,764	80.68%	\$8,454
3000 - Employee Benefits	\$32,762	\$13,052	251.01%	\$37,292	87.85%	\$4,530
4000 - Supplies and Materials	\$0	\$3,277	0%	\$9,364	0%	\$9,364
5000 - Other Operating Expenses and Services	\$5,035	\$1,400	359.64%	\$4,000	125.88%	 -\$1,035
6000 - Capital Outlay	\$0	\$0	100%	\$0	100%	\$0
7000 - Other Outgo	\$0	\$1,917	0%	\$5,478	0%	\$5,478
Indirect Costs	\$3,884	\$0	100%	\$0	100%	 -\$3,884
Totals	\$82,015	\$38,624	212.34%	\$110,353	74.32%	\$28,338

Member Carryover Compliance Status

Description: The Member Carryover Compliance Status table shows how the member's spending is tracking against the allocations for the displayed fiscal year(s) based on expenditures entered as of the time of viewing.

Expenditures: A negative value indicates that current fiscal year spending has not begun, as there are still unused funds from previous fiscal years.

Carryover Amount & Carryover %: If current fiscal year spending has not yet begun (a negative Expenditures amount), Carryover Amount will remain equal to Allocation and Carryover % will remain 100%.

Fiscal Year	Allocation	Expenditures	Carryover Amount	Carryover %	Carryover Threshold %	Locked
2023-24	\$104,215	\$75,877	\$28,338	 27.19%	20%	08/30/2024 03:28 PM PDT

Additional Comments

Not Entered

✓ I certify that our agency did not exceed the allowed indirect rate as directed in the Adult Education Program Guidance.

**Monterey Peninsula Unified
2023-24 Q4**

Submitted by Cris Perry

Approved by Beth Wodecki


Object Code	Year to Date (YTD) Expenditure	YTD Forecast	% Expended of YTD Forecast	Project Budget	% Expended of Project Budget	Budget Remaining
1000 - Instructional Salaries	\$526,399	\$505,750	104.08%	\$595,000	88.47%	\$68,601
2000 - Non-Instructional Salaries	\$201,491	\$236,300	85.27%	\$278,000	72.48%	\$76,509
3000 - Employee Benefits	\$230,246	\$245,650	93.73%	\$289,000	79.67%	\$58,754
4000 - Supplies and Materials	\$53,618	\$144,955	36.99%	\$170,535	31.44%	\$116,917
5000 - Other Operating Expenses and Services	\$45,129	\$80,750	55.89%	\$95,000	47.5%	\$49,871
6000 - Capital Outlay	\$10,900	\$12,750	85.49%	\$15,000	72.67%	\$4,100
7000 - Other Outgo	\$0	\$0	100%	\$0	100%	\$0
Indirect Costs	\$50,440	\$61,309	82.27%	\$72,128	69.93%	\$21,688
Totals	\$1,118,223	\$1,287,464	86.85%	\$1,514,663	73.83%	\$396,440

Member Carryover Compliance Status

Description: The Member Carryover Compliance Status table shows how the member's spending is tracking against the allocations for the displayed fiscal year(s) based on expenditures entered as of the time of viewing.

Expenditures: A negative value indicates that current fiscal year spending has not begun, as there are still unused funds from previous fiscal years.

Carryover Amount & Carryover %: If current fiscal year spending has not yet begun (a negative Expenditures amount), Carryover Amount will remain equal to Allocation and Carryover % will remain 100%.

Fiscal Year	Allocation	Expenditures	Carryover Amount	Carryover %	Carryover Threshold %	Locked
2023-24	\$1,166,042	\$769,602	\$396,440	 34%	20%	08/30/2024 03:28 PM PDT

Additional Comments


MPUSD staff received a 10 percent salary increase for the 2023-2024 school year which impacted the expenses in Objects 1000/2000/3000. Negotiations were finalized in February 2024 and the increase was retro active from July 1, 2023. In order to accommodate the additional expense in salaries and benefits, instructional supplies (object 4000) and ESL classroom software/platforms expenses (Object 5000) were shifted to the WIOA budgets. In addition, two storage sheds (Object 6000) were also purchased to provide additional storage for classroom equipment and to replace an existing shed that was no longer effective for storage.

✓ I certify that our agency did not exceed the allowed indirect rate as directed in the Adult Education Program Guidance.

Pacific Grove Unified
2023-24 Q4

Submitted by Kristen Arps

Approved by Beth Wodecki


Object Code	Year to Date (YTD) Expenditure	YTD Forecast	% Expended of YTD Forecast	Project Budget	% Expended of Project Budget	Budget Remaining
1000 - Instructional Salaries	\$460,909	\$378,434	121.79%	\$473,042	97.44%	\$12,133
2000 - Non-Instructional Salaries	\$645,245	\$433,271	148.92%	\$541,589	119.14%	 -\$103,656
3000 - Employee Benefits	\$325,018	\$264,608	122.83%	\$330,760	98.26%	\$5,742
4000 - Supplies and Materials	\$61,166	\$171,874	35.59%	\$214,842	28.47%	\$153,676
5000 - Other Operating Expenses and Services	\$190,467	\$406,977	46.8%	\$508,721	37.44%	\$318,254
6000 - Capital Outlay	\$52,621	\$242,663	21.68%	\$303,329	17.35%	\$250,708
7000 - Other Outgo	\$0	\$0	100%	\$0	100%	\$0
Indirect Costs	\$96,475	\$77,180	125%	\$96,475	100%	\$0
Totals	\$1,831,901	\$1,975,006	92.75%	\$2,468,758	74.2%	\$636,857

Member Carryover Compliance Status

Description: The Member Carryover Compliance Status table shows how the member's spending is tracking against the allocations for the displayed fiscal year(s) based on expenditures entered as of the time of viewing.

Expenditures: A negative value indicates that current fiscal year spending has not begun, as there are still unused funds from previous fiscal years.

Carryover Amount & Carryover %: If current fiscal year spending has not yet begun (a negative Expenditures amount), Carryover Amount will remain equal to Allocation and Carryover % will remain 100%.

Fiscal Year	Allocation	Expenditures	Carryover Amount	Carryover %	Carryover Threshold %	Locked
2023-24	\$1,769,089	\$1,132,232	\$636,857	 36%	20%	08/30/2024 03:28 PM PDT

Additional Comments

Not Entered

✓ I certify that our agency did not exceed the allowed indirect rate as directed in the Adult Education Program Guidance.



California
Community
Colleges



2024 © California Community Colleges
NOVA Site Version: 7.3.7