

### 33 Monterey Peninsula CCD

Consortium Summary | Total Expenditures: \$566,773 | Total Allocation: \$3,148,881 | Total Carryover: \$2,582,108  
 (82%) Carryover Compliance i

## Carmel Unified 2024-25 Q2

Submitted by Tom Parry

Approved by Barbara Martinez

Object Code	Year to Date (YTD) Expenditure	YTD Forecast	% Expended of YTD Forecast	Project Budget	% Expended of Project Budget	Budget Remaining
1000 - Instructional Salaries	\$20,232	\$15,306	132.18%	\$61,225	33.05%	\$40,993
2000 - Non-Instructional Salaries	\$3,023	\$1,860	162.53%	\$7,440	40.63%	\$4,417
3000 - Employee Benefits	\$6,600	\$4,188	157.61%	\$16,750	39.4%	\$10,150
4000 - Supplies and Materials	\$801	\$1,444	55.47%	\$5,776	13.87%	\$4,975
5000 - Other Operating Expenses and Services	\$1,163	\$4,200	27.69%	\$16,800	6.92%	\$15,637
6000 - Capital Outlay	\$0	\$0	100%	\$0	100%	\$0
7000 - Other Outgo	\$0	\$0	100%	\$0	100%	\$0
Indirect Costs	\$250	\$138	181.82%	\$550	45.45%	\$300
<b>Totals</b>	<b>\$32,069</b>	<b>\$27,135</b>	<b>118.18%</b>	<b>\$108,541</b>	<b>29.55%</b>	<b>\$76,472</b>

#### Member Carryover Compliance Status



**Description:** The Member Carryover Compliance Status table shows how the member's spending is tracking against the allocations for the displayed fiscal year(s) based on expenditures entered as of the time of viewing.

**Expenditures:** A negative value indicates that current fiscal year spending has not begun, as there are still unused funds from previous fiscal years.

**Carryover Amount & Carryover %:** If current fiscal year spending has not yet begun (a negative Expenditures amount), Carryover Amount will remain equal to Allocation and Carryover % will remain 100%.

! Member carryover exceeds the consortium-determined excessive carryover for at least two consecutive fiscal years. Your allocation is at risk of being reduced by no more than the excess carryover amount as authorized by EC

84914.

Fiscal Year	Allocation	Expenditures	Carryover Amount	Carryover %	Carryover Threshold %	Locked
2024-25	\$77,012	\$540	\$76,472	 99.3%	50%	-
2023-24	\$76,197	\$44,668	\$31,529	 41.38%	60%	08/30/2024 03:28 PM PDT

**Corrective Action Plan \***

We just paid 19500 to the consortium for advertising and our share of the 3 year plan creating by the company we contracted with. We also have ordered 1400 worth of materials for the EL class. We have ordered 12 new Chromebooks as well as a projector for the instructor.

**Additional Comments**

We will have our carry over spent down significantly this year. We will also need to purchase a locking cabinet which we can store the chromebooks and extra materials.

**Allocation Year 2022-23 Closeout**

I have reviewed the fiscal reports for my agency and confirmed that all funds for this allocation year have been spent.

**2022-23 Reverted Funds:**

\$0

**Monterey Peninsula CCD**

2024-25 Q2

Submitted by Jeffery Sundquist

Approved by Barbara Martinez


Object Code	Year to Date (YTD) Expenditure	YTD Forecast	% Expended of YTD Forecast	Project Budget	% Expended of Project Budget	Budget Remaining
1000 - Instructional Salaries	\$8,029	\$5,019	159.99%	\$20,074	40%	\$12,045
2000 - Non-Instructional Salaries	\$20,121	\$9,244	217.67%	\$36,976	54.42%	\$16,855
3000 - Employee Benefits	\$9,117	\$10,781	84.57%	\$43,122	21.14%	\$34,005
4000 - Supplies and Materials	\$0	\$538	0%	\$2,150	0%	\$2,150
5000 - Other Operating Expenses and Services	\$1,435	\$6,199	23.15%	\$24,795	5.79%	\$23,360
6000 - Capital Outlay	\$0	\$0	100%	\$0	100%	\$0
7000 - Other Outgo	\$0	\$0	100%	\$0	100%	\$0
Indirect Costs	\$0	\$1,638	0%	\$6,552	0%	\$6,552
<b>Totals</b>	<b>\$38,702</b>	<b>\$33,417</b>	<b>115.81%</b>	<b>\$133,669</b>	<b>28.95%</b>	<b>\$94,967</b>



**Member Carryover Compliance Status**

**Description:** The Member Carryover Compliance Status table shows how the member's spending is tracking against the allocations for the displayed fiscal year(s) based on expenditures entered as of the time of viewing.

**Expenditures:** A negative value indicates that current fiscal year spending has not begun, as there are still unused funds from previous fiscal years.

**Carryover Amount & Carryover %:** If current fiscal year spending has not yet begun (a negative Expenditures amount), Carryover Amount will remain equal to Allocation and Carryover % will remain 100%.

 Member carryover exceeds the consortium-determined excessive carryover for at least two consecutive fiscal years. Your allocation is at risk of being reduced by no more than the excess carryover amount as authorized by EC 84914.

Fiscal Year	Allocation	Expenditures	Carryover Amount	Carryover %	Carryover Threshold %	Locked
2024-25	\$105,331	\$10,364	\$94,967	 90.16%	50%	-
2023-24	\$104,215	\$75,877	\$28,338	 27.19%	60%	08/30/2024 03:28 PM PDT

**Corrective Action Plan \***

The carryover budget of \$28,388 will be spent down 100% this year. By April 2025, it will be reduced by \$11,250 for funding to support a consultant for the 3-year plan due in June 2025, MPC's part in collaboration with other MPAEC members.

Additionally, \$28,852 has been allocated for this year for our Director of Dual Enrollment & K-12 Partnerships to plan and launch adult ed dual enrollment. \$10,992 of the \$28,388 has been spent through December 2024. This total of \$40,102 by June 2025 will cover our full carryover amount.

**Additional Comments**

Not Entered

**Allocation Year 2022-23 Closeout**

I have reviewed the fiscal reports for my agency and confirmed that all funds for this allocation year have been spent.

**2022-23 Reverted Funds:**

\$0

**Monterey Peninsula Unified  
2024-25 Q2**

Submitted by Beth Wodecki

Approved by Barbara Martinez


Object Code	Year to Date (YTD) Expenditure	YTD Forecast	% Expended of YTD Forecast	Project Budget	% Expended of Project Budget	Budget Remaining
1000 - Instructional Salaries	\$281,284	\$222,987	126.14%	\$637,106	44.15%	\$355,822
2000 - Non-Instructional Salaries	\$91,926	\$70,779	129.88%	\$202,225	45.46%	\$110,299
3000 - Employee Benefits	\$121,909	\$92,545	131.73%	\$264,413	46.11%	\$142,504
4000 - Supplies and Materials	\$3,948	\$45,926	8.6%	\$131,217	3.01%	\$127,269
5000 - Other Operating Expenses and Services	\$18,845	\$75,250	25.04%	\$215,000	8.77%	\$196,155
6000 - Capital Outlay	\$0	\$17,500	0%	\$50,000	0%	\$50,000
7000 - Other Outgo	\$0	\$0	100%	\$0	100%	\$0
Indirect Costs	\$25,865	\$26,249	98.54%	\$74,998	34.49%	\$49,133
<b>Totals</b>	<b>\$543,777</b>	<b>\$551,236</b>	<b>98.65%</b>	<b>\$1,574,959</b>	<b>34.53%</b>	<b>\$1,031,182</b>



**Member Carryover Compliance Status**

**Description:** The Member Carryover Compliance Status table shows how the member's spending is tracking against the allocations for the displayed fiscal year(s) based on expenditures entered as of the time of viewing.

**Expenditures:** A negative value indicates that current fiscal year spending has not begun, as there are still unused funds from previous fiscal years.

**Carryover Amount & Carryover %:** If current fiscal year spending has not yet begun (a negative Expenditures amount), Carryover Amount will remain equal to Allocation and Carryover % will remain 100%.

 Member carryover exceeds the consortium-determined excessive carryover for at least two consecutive fiscal years. Your allocation is at risk of being reduced by no more than the excess carryover amount as authorized by EC 84914.

Fiscal Year	Allocation	Expenditures	Carryover Amount	Carryover %	Carryover Threshold %	Locked
2024-25	\$1,178,519	\$147,337	\$1,031,182	 87.5%	50%	-
2023-24	\$1,166,042	\$769,602	\$396,440	 34%	60%	08/30/2024 03:28 PM PDT

**Corrective Action Plan \***

The Monterey Adult School (MAS) has budgeted for facility upgrades that are still in process and personnel needs that remain vacant. MAS also prepared for a 10% salary increase for all staff in Spring 2024 which has now been allocated. All funding from 2022-23 has been spent. Facilities Update: MAS plans to continue with meeting the facility upgrade projects and gaps in technology due to increased enrollment for Fall 2024. As part of the districts governing agency, MAS must work with the district maintenance and facilities team to identify projects, illicit bids/quotes from qualified service providers/vendors and follow establish board approval process. At this time, MAS has received a quote to refurbish a decaying portable and to establish more classroom and office space on campus. Personnel Update: Currently, MAS has posted for a part-time Transition Specialist to support MAS students in accessing their next steps in college and/or career. This hire should be in place for Fall 2025. MAS has hired (Jan 2025), a part-time ABE teacher to increase math and literacy levels for students accessing the HSD. MAS has also invested in a consultant to support the 3 Year Report process.

**Additional Comments**

Working with the maintenance and facilities department adds a layer of complexities to project completion as some of these projects have been identified since 2022. The department leads are aware of the sense of urgency MAS has in completing these project using carry over funding.

**Allocation Year 2022-23 Closeout**

I have reviewed the fiscal reports for my agency and confirmed that all funds for this allocation year have been spent.

**2022-23 Reverted Funds:**  
\$0

**Pacific Grove Unified**

2024-25 Q2

Submitted by Barbara Martinez

Approved by Barbara Martinez

Object Code	Year to Date (YTD) Expenditure	YTD Forecast	% Expended of YTD Forecast	Project Budget	% Expended of Project Budget	Budget Remaining
1000 - Instructional Salaries	\$273,391	\$169,571	161.22%	\$565,237	48.37%	\$291,846
2000 - Non-Instructional Salaries	\$408,195	\$264,052	154.59%	\$880,172	46.38%	\$471,977
3000 - Employee Benefits	\$219,670	\$135,803	161.76%	\$452,676	48.53%	\$233,006
4000 - Supplies and Materials	\$49,052	\$18,750	261.61%	\$62,500	78.48%	\$13,448
5000 - Other Operating Expenses and Services	\$83,745	\$68,037	123.09%	\$226,790	36.93%	\$143,045
6000 - Capital Outlay	\$0	\$41,250	0%	\$137,501	0%	\$137,501
7000 - Other Outgo	\$0	\$0	100%	\$0	100%	\$0
Indirect Costs	\$11,336	\$30,000	37.79%	\$100,000	11.34%	\$88,664
<b>Totals</b>	<b>\$1,045,389</b>	<b>\$727,463</b>	<b>143.7%</b>	<b>\$2,424,876</b>	<b>43.11%</b>	<b>\$1,379,487</b>

**Member Carryover Compliance Status**

**Description:** The Member Carryover Compliance Status table shows how the member's spending is tracking against the allocations for the displayed fiscal year(s) based on expenditures entered as of the time of viewing.

**Expenditures:** A negative value indicates that current fiscal year spending has not begun, as there are still unused funds from previous fiscal years.

**Carryover Amount & Carryover %:** If current fiscal year spending has not yet begun (a negative Expenditures amount), Carryover Amount will remain equal to Allocation and Carryover % will remain 100%.

Member carryover exceeds the consortium-determined excessive carryover for at least two consecutive fiscal years.   
 Your allocation is at risk of being reduced by no more than the excess carryover amount as authorized by EC 84914.

Fiscal Year	Allocation	Expenditures	Carryover Amount	Carryover %	Carryover Threshold %	Locked
2024-25	\$1,788,019	\$408,532	\$1,379,487	! 77.15%	50%	-
2023-24	\$1,769,089	\$1,132,232	\$636,857	! 36%	60%	08/30/2024 03:28 PM PDT

**Corrective Action Plan \***

PGAE's unspent carryover is due to contracted project delays and unfilled positions in prior years, which should be completed/filled in the 24-25 program year. Carryover will be spent on capital outlay projects, including the expansion of classroom space for CAEP Programs needed due to program growth and loss of facilities; marketing; professional development; and a new Parent Education curriculum for PGAE and Monterey Adult School.

**Additional Comments**

Not Entered

**Allocation Year 2022-23 Closeout**

I have reviewed the fiscal reports for my agency and confirmed that all funds for this allocation year have been spent.

**2022-23 Reverted Funds:**

\$0



California Community Colleges



2025 © California Community Colleges  
NOVA Site Version: 8.7