


Baldwin Park Unified 2022-23 Q2

Submitted by Heidi Rodriguez

Approved by Ms. Rosa Royce

Object Code	Year to Date (YTD) Expenditure	YTD Forecast	% Expended of YTD Forecast	Project Budget	% Expended of Project Budget	Budget Remaining
1000 - Instructional Salaries	\$768,072	\$1,364,719	56.28%	\$2,624,459	29.27%	\$1,856,387
2000 - Non-Instructional Salaries	\$712,822	\$934,924	76.24%	\$1,797,930	39.65%	\$1,085,108
3000 - Employee Benefits	\$712,024	\$1,084,062	65.68%	\$2,084,735	34.15%	\$1,372,711
4000 - Supplies and Materials	\$61,400	\$513,136	11.97%	\$986,800	6.22%	\$925,400
5000 - Other Operating Expenses and Services	\$132,274	\$513,136	25.78%	\$986,800	13.4%	\$854,526
6000 - Capital Outlay	\$17,206	\$249,035	6.91%	\$478,914	3.59%	\$461,708
7000 - Other Outgo	\$0	\$0	100%	\$0	100%	\$0
Indirect Costs	\$0	\$0	100%	\$0	100%	\$0
Totals	\$2,403,798	\$4,659,012	51.59%	\$8,959,638	26.83% 	\$6,555,840

Corrective Action Plan *

Not Entered

Additional Comments

Not Entered

Allocation Year 2020-21 Closeout

I have reviewed the fiscal reports for my agency and confirmed that all funds for this allocation year have been spent.

2020-21 Reverted Funds:

\$0

Submitted by Mr. Adder Argueta

Approved by Ms. Rosa Royce

Bassett Unified 2022-23 Q2

Object Code	Year to Date (YTD) Expenditure	YTD Forecast	% Expended of YTD Forecast	Project Budget	% Expended of Project Budget	Budget Remaining
1000 - Instructional Salaries	\$525,534	\$137,774	381.45%	\$918,491	57.22%	\$392,957
2000 - Non-Instructional Salaries	\$231,175	\$75,022	308.14%	\$500,148	46.22%	\$268,973
3000 - Employee Benefits	\$252,165	\$89,624	281.36%	\$597,495	42.2%	\$345,330
4000 - Supplies and Materials	\$47,410	\$522,671	9.07%	\$3,484,472	1.36%	\$3,437,062
5000 - Other Operating Expenses and Services	\$44,109	\$21,059	209.45%	\$140,396	31.42%	\$96,287
6000 - Capital Outlay	\$0	\$37,500	0%	\$250,000	0%	\$250,000
7000 - Other Outgo	\$0	\$18,978	0%	\$126,517	0%	\$126,517
Indirect Costs	\$0	\$0	100%	\$0	100%	\$0
Totals	\$1,100,393	\$902,628	121.91%	\$6,017,519	18.29%	\$4,917,126

Corrective Action Plan *

Additional Comments

Allocation Year 2020-21 Closeout

I have reviewed the fiscal reports for my agency and confirmed that all funds for this allocation year have been spent.

2020-21 Reverted Funds:

\$0

Charter Oak Unified 2022-23 Q2

Submitted by Ivan Ayro Ed.D.

Approved by Ms. Rosa Royce

Object Code	Year to Date (YTD) Expenditure	YTD Forecast	% Expended of YTD Forecast	Project Budget	% Expended of Project Budget	Budget Remaining
1000 - Instructional Salaries	\$256,856	\$375,805	68.35%	\$751,609	34.17%	\$494,753
2000 - Non-Instructional Salaries	\$96,076	\$117,053	82.08%	\$234,106	41.04%	\$138,030
3000 - Employee Benefits	\$121,497	\$162,259	74.88%	\$324,517	37.44%	\$203,020
4000 - Supplies and Materials	\$41,906	\$105,449	39.74%	\$210,898	19.87%	\$168,992
5000 - Other Operating Expenses and Services	\$190,135	\$193,539	98.24%	\$387,077	49.12%	\$196,942
6000 - Capital Outlay	\$217,455	\$269,896	80.57%	\$539,792	40.28%	\$322,337
7000 - Other Outgo	\$0	\$0	100%	\$0	100%	\$0
Indirect Costs	\$46,196	\$47,898	96.45%	\$95,795	48.22%	\$49,599
Totals	\$970,121	\$1,271,897	76.27%	\$2,543,794	38.14%	\$1,573,673

Additional Comments

Not Entered

Allocation Year 2020-21 Closeout

I have reviewed the fiscal reports for my agency and confirmed that all funds for this allocation year have been spent.

2020-21 Reverted Funds:

\$0

**Covina-Valley Unified
2022-23 Q2**

Submitted by Virginia Espana

Approved by Ms. Rosa Royce

Object Code	Year to Date (YTD) Expenditure	YTD Forecast	% Expended of YTD Forecast	Project Budget	% Expended of Project Budget	Budget Remaining
1000 - Instructional Salaries	\$635,117	\$609,484	104.21%	\$1,523,711	41.68%	\$888,594
2000 - Non-Instructional Salaries	\$480,565	\$394,128	121.93%	\$985,319	48.77%	\$504,754
3000 - Employee Benefits	\$436,227	\$461,914	94.44%	\$1,154,785	37.78%	\$718,558
4000 - Supplies and Materials	\$89,275	\$264,228	33.79%	\$660,571	13.51%	\$571,296
5000 - Other Operating Expenses and Services	\$181,288	\$162,014	111.9%	\$405,036	44.76%	\$223,748
6000 - Capital Outlay	\$0	\$0	100%	\$0	100%	\$0
7000 - Other Outgo	\$107,708	\$90,645	118.82%	\$226,613	47.53%	\$118,905
Indirect Costs	\$0	\$0	100%	\$0	100%	\$0
Totals	\$1,930,180	\$1,982,414	97.37%	\$4,956,035	38.95%	\$3,025,855

Additional Comments

Not Entered

Allocation Year 2020-21 Closeout

I have reviewed the fiscal reports for my agency and confirmed that all funds for this allocation year have been spent.

2020-21 Reverted Funds:

\$0

Hacienda la Puente Unified 2022-23 Q2

Submitted by Dr. Greg Buckner Ed.D

Approved by Ms. Rosa Royce

Object Code	Year to Date (YTD) Expenditure	YTD Forecast	% Expended of YTD Forecast	Project Budget	% Expended of Project Budget	Budget Remaining
1000 - Instructional Salaries	\$2,423,233	\$2,519,237	96.19%	\$7,197,820	33.67%	\$4,774,587
2000 - Non-Instructional Salaries	\$1,175,818	\$1,280,356	91.84%	\$3,658,159	32.14%	\$2,482,341
3000 - Employee Benefits	\$1,259,368	\$1,389,688	90.62%	\$3,970,537	31.72%	\$2,711,169
4000 - Supplies and Materials	\$479,955	\$313,401	153.14%	\$895,430	53.6%	\$415,475
5000 - Other Operating Expenses and Services	\$1,942,181	\$724,338	268.13%	\$2,069,538	93.85%	\$127,357
6000 - Capital Outlay	\$151,739	\$296,911	51.11%	\$848,317	17.89%	\$696,578
7000 - Other Outgo	\$0	\$0	100%	\$0	100%	\$0
Indirect Costs	\$345,647	\$306,813	112.66%	\$876,608	39.43%	\$530,961
Totals	\$7,777,941	\$6,830,743	113.87%	\$19,516,409	39.85%	\$11,738,468

Additional Comments

We spent the carry-over amount in object 4000.

Allocation Year 2020-21 Closeout

I have reviewed the fiscal reports for my agency and confirmed that all funds for this allocation year have been spent.


2020-21 Reverted Funds:

\$0

**Mt. San Antonio CCD
2022-23 Q2**

Submitted by Dr. Madelyn Arballo Dr.

Approved by Ms. Rosa Royce

Object Code	Year to Date (YTD) Expenditure	YTD Forecast	% Expended of YTD Forecast	Project Budget	% Expended of Project Budget	Budget Remaining
1000 - Instructional Salaries	\$88,358	\$99,704	88.62%	\$199,408	44.31%	\$111,050
2000 - Non-Instructional Salaries	\$153,863	\$251,212	61.25%	\$502,424	30.62%	\$348,561
3000 - Employee Benefits	\$88,036	\$135,437	65%	\$270,873	32.5%	\$182,837
4000 - Supplies and Materials	\$1,052	\$906	116.11%	\$1,812	58.06%	\$760
5000 - Other Operating Expenses and Services	\$54,011	\$196,424	27.5%	\$392,847	13.75%	\$338,836
6000 - Capital Outlay	\$0	\$0	100%	\$0	100%	\$0
7000 - Other Outgo	\$0	\$0	100%	\$0	100%	\$0
Indirect Costs	\$28,343	\$15,814	179.23%	\$31,627	89.62%	\$3,284
Totals	\$413,663	\$699,496	59.14%	\$1,398,991	29.57% 	\$985,328

Corrective Action Plan *

Not Entered

Additional Comments

Not Entered

Allocation Year 2020-21 Closeout

I have reviewed the fiscal reports for my agency and confirmed that all funds for this allocation year have been spent.

2020-21 Reverted Funds:

\$0

Pomona Unified
2022-23 Q2

Submitted by Susan Pua Gonzales

Approved by Ms. Rosa Royce

Object Code	Year to Date (YTD) Expenditure	YTD Forecast	% Expended of YTD Forecast	Project Budget	% Expended of Project Budget	Budget Remaining
1000 - Instructional Salaries	\$301,915	\$419,459	71.98%	\$932,131	32.39%	\$630,216
2000 - Non-Instructional Salaries	\$249,539	\$224,278	111.26%	\$498,396	50.07%	\$248,857
3000 - Employee Benefits	\$247,494	\$227,150	108.96%	\$504,777	49.03%	\$257,283
4000 - Supplies and Materials	\$44,130	\$37,270	118.41%	\$82,823	53.28%	\$38,693
5000 - Other Operating Expenses and Services	\$81,332	\$66,516	122.27%	\$147,814	55.02%	\$66,482
6000 - Capital Outlay	\$0	\$0	100%	\$0	100%	\$0
7000 - Other Outgo	\$0	\$0	100%	\$0	100%	\$0
Indirect Costs	\$0	\$48,734	0%	\$108,297	0%	\$108,297
Totals	\$924,410	\$1,023,407	90.33%	\$2,274,238	40.65%	\$1,349,828

Additional Comments

Not Entered

Allocation Year 2020-21 Closeout

I have reviewed the fiscal reports for my agency and confirmed that all funds for this allocation year have been spent.


2020-21 Reverted Funds:

\$0

Rowland Unified 2022-23 Q2

Submitted by Corrie Duran

Approved by Ms. Rosa Royce

Object Code	Year to Date (YTD) Expenditure	YTD Forecast	% Expended of YTD Forecast	Project Budget	% Expended of Project Budget	Budget Remaining
1000 - Instructional Salaries	\$299,216	\$585,000	51.15%	\$1,300,000	23.02%	\$1,000,784
2000 - Non-Instructional Salaries	\$130,911	\$382,500	34.23%	\$850,000	15.4%	\$719,089
3000 - Employee Benefits	\$146,976	\$450,000	32.66%	\$1,000,000	14.7%	\$853,024
4000 - Supplies and Materials	\$48,003	\$180,000	26.67%	\$400,000	12%	\$351,997
5000 - Other Operating Expenses and Services	\$25,349	\$33,750	75.11%	\$75,000	33.8%	\$49,651
6000 - Capital Outlay	\$0	\$0	100%	\$0	100%	\$0
7000 - Other Outgo	\$0	\$24,668	0%	\$54,818	0%	\$54,818
Indirect Costs	\$0	\$0	100%	\$0	100%	\$0
Totals	\$650,455	\$1,655,918	39.28%	\$3,679,818	17.68% 	\$3,029,363

Corrective Action Plan *

Not Entered

Additional Comments

I certify that our agency did not exceed the allowed indirect rate as directed in the Adult Education Program Guidance.

Allocation Year 2020-21 Closeout

I have reviewed the fiscal reports for my agency and confirmed that all funds for this allocation year have been spent.

2020-21 Reverted Funds:

\$0



California
Community
Colleges



2023 © California Community Colleges

NOVA Site Version: 6.2