

California Adult Education Program
Fiscal Reporting

Produced: Sep 1, 2023, 08:36 PM UTC - By Rosa Royce

34 Mt. San Antonio Regional Consortium for Adult Education

**Baldwin Park Unified
2022-23 Q4**

Submitted by Veronica Valenzuela

Approved by Ms. Rosa Royce

Object Code	Year to Date (YTD) Expenditure	YTD Forecast	% Expended of YTD Forecast	Project Budget	% Expended of Project Budget	Budget Remaining
1000 - Instructional Salaries	\$1,595,327	\$2,624,459	60.79%	\$2,624,459	60.79%	\$1,029,132
2000 - Non-Instructional Salaries	\$1,469,820	\$1,797,930	81.75%	\$1,797,930	81.75%	\$328,110
3000 - Employee Benefits	\$1,421,403	\$2,084,735	68.18%	\$2,084,735	68.18%	\$663,332
4000 - Supplies and Materials	\$288,127	\$986,800	29.2%	\$986,800	29.2%	\$698,673
5000 - Other Operating Expenses and Services	\$329,270	\$986,800	33.37%	\$986,800	33.37%	\$657,530
6000 - Capital Outlay	\$47,363	\$478,914	9.89%	\$478,914	9.89%	\$431,551
7000 - Other Outgo	\$0	\$0	100%	\$0	100%	\$0
Indirect Costs	\$0	\$0	100%	\$0	100%	\$0
Totals	\$5,151,310	\$8,959,638	57.49%	\$8,959,638	57.49%	\$3,808,328

Additional Comments

Not Entered

✓ I certify that our agency did not exceed the allowed indirect rate as directed in the Adult Education Program Guidance.

**Bassett Unified
2022-23 Q4**

Submitted by Mr. Adder Argueta

Approved by Ms. Rosa Royce

Object Code	Year to Date (YTD) Expenditure	YTD Forecast	% Expended of YTD Forecast	Project Budget	% Expended of Project Budget	Budget Remaining
1000 - Instructional Salaries	\$1,382,087	\$413,321	334.39%	\$918,491	150.47%	! -\$463,596
2000 - Non-Instructional Salaries	\$516,573	\$225,067	229.52%	\$500,148	103.28%	! -\$16,425
3000 - Employee Benefits	\$611,635	\$268,873	227.48%	\$597,495	102.37%	! -\$14,140
4000 - Supplies and Materials	\$266,085	\$1,568,012	16.97%	\$3,484,472	7.64%	\$3,218,387
5000 - Other Operating Expenses and Services	\$181,630	\$63,178	287.49%	\$140,396	129.37%	! -\$41,234
6000 - Capital Outlay	\$0	\$112,500	0%	\$250,000	0%	\$250,000
7000 - Other Outgo	\$147,900	\$56,933	259.78%	\$126,517	116.9%	! -\$21,383
Indirect Costs	\$0	\$0	100%	\$0	100%	\$0
Totals	\$3,105,910	\$2,707,884	114.7%	\$6,017,519	! 51.61%	\$2,911,609

Additional Comments

Not Entered

✓ I certify that our agency did not exceed the allowed indirect rate as directed in the Adult Education Program Guidance.

Charter Oak Unified
2022-23 Q4

Submitted by Ivan Ayro Ed.D.

Approved by Ms. Rosa Royce

Object Code	Year to Date (YTD) Expenditure	YTD Forecast	% Expended of YTD Forecast	Project Budget	% Expended of Project Budget	Budget Remaining
1000 - Instructional Salaries	\$591,841	\$751,609	78.74%	\$751,609	78.74%	\$159,768
2000 - Non-Instructional Salaries	\$225,848	\$234,106	96.47%	\$234,106	96.47%	\$8,258
3000 - Employee Benefits	\$283,416	\$324,517	87.33%	\$324,517	87.33%	\$41,101
4000 - Supplies and Materials	\$151,743	\$210,898	71.95%	\$210,898	71.95%	\$59,155
5000 - Other Operating Expenses and Services	\$290,505	\$387,077	75.05%	\$387,077	75.05%	\$96,572
6000 - Capital Outlay	\$445,860	\$539,792	82.6%	\$539,792	82.6%	\$93,932
7000 - Other Outgo	\$0	\$0	100%	\$0	100%	\$0
Indirect Costs	\$77,053	\$95,795	80.44%	\$95,795	80.44%	\$18,742
Totals	\$2,066,266	\$2,543,794	81.23%	\$2,543,794	81.23%	\$477,528

Additional Comments




Not Entered

✓ I certify that our agency did not exceed the allowed indirect rate as directed in the Adult Education Program Guidance.

Covina-Valley Unified
2022-23 Q4

Submitted by Ryan Maddox

Approved by Ms. Rosa Royce

Object Code	Year to Date (YTD) Expenditure	YTD Forecast	% Expended of YTD Forecast	Project Budget	% Expended of Project Budget	Budget Remaining
1000 - Instructional Salaries	\$1,600,850	\$1,218,969	131.33%	\$1,523,711	105.06%	 -\$77,139
2000 - Non-Instructional Salaries	\$971,152	\$788,255	123.2%	\$985,319	98.56%	\$14,167
3000 - Employee Benefits	\$1,011,266	\$923,828	109.46%	\$1,154,785	87.57%	\$143,519
4000 - Supplies and Materials	\$372,306	\$528,457	70.45%	\$660,571	56.36%	\$288,265
5000 - Other Operating Expenses and Services	\$436,871	\$324,029	134.82%	\$405,036	107.86%	 -\$31,835
6000 - Capital Outlay	\$0	\$0	100%	\$0	100%	\$0
7000 - Other Outgo	\$0	\$0	100%	\$0	100%	\$0
Indirect Costs	\$246,416	\$181,290	135.92%	\$226,613	108.74%	 -\$19,803
Totals	\$4,638,861	\$3,964,828	117%	\$4,956,035	93.6%	\$317,174

Additional Comments

Not Entered

✓ I certify that our agency did not exceed the allowed indirect rate as directed in the Adult Education Program Guidance.

Hacienda la Puente Unified
2022-23 Q4

Submitted by Dr. Greg Buckner Ed.D

Approved by Ms. Rosa Royce

Object Code	Year to Date (YTD) Expenditure	YTD Forecast	% Expended of YTD Forecast	Project Budget	% Expended of Project Budget	Budget Remaining
1000 - Instructional Salaries	\$6,075,343	\$6,075,343	100%	\$6,075,343	100%	\$0
2000 - Non-Instructional Salaries	\$2,562,953	\$2,562,953	100%	\$2,562,953	100%	\$0
3000 - Employee Benefits	\$3,009,769	\$3,009,769	100%	\$3,009,769	100%	\$0
4000 - Supplies and Materials	\$1,311,448	\$1,311,448	100%	\$1,311,448	100%	\$0
5000 - Other Operating Expenses and Services	\$3,265,353	\$3,265,353	100%	\$3,265,353	100%	\$0
6000 - Capital Outlay	\$2,480,300	\$2,480,300	100%	\$2,480,300	100%	\$0
7000 - Other Outgo	\$0	\$0	100%	\$0	100%	\$0
Indirect Costs	\$811,243	\$811,243	100%	\$811,243	100%	\$0
Totals	\$19,516,409	\$19,516,409	100%	\$19,516,409	100%	\$0

Additional Comments

Not Entered

✓ I certify that our agency did not exceed the allowed indirect rate as directed in the Adult Education Program Guidance.

**Mt. San Antonio CCD
2022-23 Q4**

Submitted by Dr. Madelyn Arballo Dr.

Approved by Ms. Rosa Royce

Object Code	Year to Date (YTD) Expenditure	YTD Forecast	% Expended of YTD Forecast	Project Budget	% Expended of Project Budget	Budget Remaining
1000 - Instructional Salaries	\$189,828	\$233,971	81.13%	\$233,971	81.13%	\$44,143
2000 - Non-Instructional Salaries	\$348,482	\$521,733	66.79%	\$521,733	66.79%	\$173,251
3000 - Employee Benefits	\$205,462	\$303,222	67.76%	\$303,222	67.76%	\$97,760
4000 - Supplies and Materials	\$2,682	\$2,682	100%	\$2,682	100%	\$0
5000 - Other Operating Expenses and Services	\$99,685	\$302,608	32.94%	\$302,608	32.94%	\$202,923
6000 - Capital Outlay	\$3,148	\$3,148	100%	\$3,148	100%	\$0
7000 - Other Outgo	\$0	\$0	100%	\$0	100%	\$0
Indirect Costs	\$31,627	\$31,627	100%	\$31,627	100%	\$0
Totals	\$880,914	\$1,398,991	62.97%	\$1,398,991	62.97%	\$518,077

Additional Comments

Not Entered

✓ I certify that our agency did not exceed the allowed indirect rate as directed in the Adult Education Program Guidance.

**Pomona Unified
2022-23 Q4**

Submitted by Susan Pua Gonzales

Approved by Ms. Rosa Royce

Object Code	Year to Date (YTD) Expenditure	YTD Forecast	% Expended of YTD Forecast	Project Budget	% Expended of Project Budget	Budget Remaining
1000 - Instructional Salaries	\$843,806	\$843,806	100%	\$843,806	100%	\$0
2000 - Non-Instructional Salaries	\$518,637	\$518,650	100%	\$518,650	100%	\$13
3000 - Employee Benefits	\$591,437	\$591,450	100%	\$591,450	100%	\$13
4000 - Supplies and Materials	\$74,926	\$74,950	99.97%	\$74,950	99.97%	\$24
5000 - Other Operating Expenses and Services	\$134,636	\$137,085	98.21%	\$137,085	98.21%	\$2,449
6000 - Capital Outlay	\$0	\$0	100%	\$0	100%	\$0
7000 - Other Outgo	\$0	\$0	100%	\$0	100%	\$0
Indirect Costs	\$108,172	\$108,297	99.88%	\$108,297	99.88%	\$125
Totals	\$2,271,614	\$2,274,238	99.88%	\$2,274,238	99.88%	\$2,624

Additional Comments

Not Entered

✓ I certify that our agency did not exceed the allowed indirect rate as directed in the Adult Education Program Guidance.

Rowland Unified
2022-23 Q4

Submitted by Dr. LaToya Brown

Approved by Ms. Rosa Royce

Object Code	Year to Date (YTD) Expenditure	YTD Forecast	% Expended of YTD Forecast	Project Budget	% Expended of Project Budget	Budget Remaining
1000 - Instructional Salaries	\$531,844	\$1,300,000	40.91%	\$1,300,000	40.91%	\$768,156
2000 - Non-Instructional Salaries	\$307,839	\$850,000	36.22%	\$850,000	36.22%	\$542,161
3000 - Employee Benefits	\$309,559	\$1,000,000	30.96%	\$1,000,000	30.96%	\$690,441
4000 - Supplies and Materials	\$62,037	\$400,000	15.51%	\$400,000	15.51%	\$337,963
5000 - Other Operating Expenses and Services	\$49,837	\$75,000	66.45%	\$75,000	66.45%	\$25,163
6000 - Capital Outlay	\$0	\$0	100%	\$0	100%	\$0
7000 - Other Outgo	\$53,976	\$54,818	98.46%	\$54,818	98.46%	\$842
Indirect Costs	\$0	\$0	100%	\$0	100%	\$0
Totals	\$1,315,092	\$3,679,818	35.74%	\$3,679,818	⚠ 35.74%	\$2,364,726

Additional Comments

Not Entered

✓ I certify that our agency did not exceed the allowed indirect rate as directed in the Adult Education Program Guidance.



California Community Colleges



2023 © California Community Colleges

NOVA Site Version: 6.5.6