

**Banning Unified**  
2021-22 Q2

Submitted by Victor Herrera

Approved by Gail Jensen

Object Code	Year to Date (YTD) Expenditure	YTD Forecast	% Expended of YTD Forecast	Project Budget	% Expended of Project Budget	Budget Remaining
1000 - Instructional Salaries	\$19,903	\$12,500	159.22%	\$50,000	39.81%	\$30,097
2000 - Non-Instructional Salaries	\$20,097	\$12,004	167.42%	\$48,016	41.85%	\$27,919
3000 - Employee Benefits	\$18,533	\$9,520	194.67%	\$38,080	48.67%	\$19,547
4000 - Supplies and Materials	\$709	\$1,704	41.6%	\$6,817	10.4%	\$6,108
5000 - Other Operating Expenses and Services	\$0	\$750	0%	\$3,000	0%	\$3,000
6000 - Capital Outlay	\$0	\$0	100%	\$0	100%	\$0
7000 - Other Outgo	\$0	\$0	100%	\$0	100%	\$0
Indirect Costs	\$0	\$0	100%	\$0	100%	\$0
<b>Totals</b>	<b>\$59,242</b>	<b>\$36,478</b>	<b>162.4%</b>	<b>\$145,913</b>	<b>40.6%</b>	<b>\$86,671</b>

**Additional Comments**

Not Entered

**Allocation Year 2019-20 Closeout**

I have reviewed the fiscal reports for my agency and confirmed that all funds for this allocation year have been spent.


**2019-20 Reverted Funds:**

\$0

**Beaumont Unified**  
2021-22 Q2

Submitted by Debbie Flores

Approved by Gail Jensen

Object Code	Year to Date (YTD) Expenditure	YTD Forecast	% Expended of YTD Forecast	Project Budget	% Expended of Project Budget	Budget Remaining
1000 - Instructional Salaries	\$68,217	\$40,841	167.03%	\$163,362	41.76%	\$95,145
2000 - Non-Instructional Salaries	\$59,829	\$32,862	182.06%	\$131,449	45.51%	\$71,620
3000 - Employee Benefits	\$51,563	\$31,236	165.08%	\$124,942	41.27%	\$73,379
4000 - Supplies and Materials	\$7,981	\$53,672	14.87%	\$214,689	3.72%	\$206,708
5000 - Other Operating Expenses and Services	\$8,001	\$19,793	40.42%	\$79,170	10.11%	\$71,169
6000 - Capital Outlay	\$0	\$0	100%	\$0	100%	\$0
7000 - Other Outgo	\$0	\$0	100%	\$0	100%	\$0
Indirect Costs	\$0	\$5,415	0%	\$21,660	0%	\$21,660
<b>Totals</b>	<b>\$195,591</b>	<b>\$183,818</b>	<b>106.4%</b>	<b>\$735,272</b>	 <b>26.6%</b>	<b>\$539,681</b>

**Corrective Action Plan \***

Program expenditures will be reviewed to ensure spending is on target.

**Additional Comments**

Not Entered

**Allocation Year 2019-20 Closeout**

I have reviewed the fiscal reports for my agency and confirmed that all funds for this allocation year have been spent.

**2019-20 Reverted Funds:**

\$0

**Hemet Unified  
2021-22 Q2**

Submitted by Hemet Unified School District Erica Jennings

Approved by Gail Jensen

Object Code	Year to Date (YTD) Expenditure	YTD Forecast	% Expended of YTD Forecast	Project Budget	% Expended of Project Budget	Budget Remaining
1000 - Instructional Salaries	\$96,690	\$126,555	76.4%	\$281,233	34.38%	\$184,543
2000 - Non-Instructional Salaries	\$69,628	\$79,158	87.96%	\$175,907	39.58%	\$106,279
3000 - Employee Benefits	\$52,003	\$70,542	73.72%	\$156,760	33.17%	\$104,757
4000 - Supplies and Materials	\$20,683	\$50,259	41.15%	\$111,686	18.52%	\$91,003
5000 - Other Operating Expenses and Services	\$57,544	\$34,914	164.82%	\$77,586	74.17%	\$20,042
6000 - Capital Outlay	\$0	\$0	100%	\$0	100%	\$0
7000 - Other Outgo	\$0	\$0	100%	\$0	100%	\$0
Indirect Costs	\$9,849	\$18,071	54.5%	\$40,158	24.53%	\$30,309
<b>Totals</b>	<b>\$306,397</b>	<b>\$379,499</b>	<b>80.74%</b>	<b>\$843,330</b>	<b>36.33%</b>	<b>\$536,933</b>

**Additional Comments**

Not Entered

**Allocation Year 2019-20 Closeout**

I have reviewed the fiscal reports for my agency and confirmed that all funds for this allocation year have been spent.

**2019-20 Reverted Funds:**

\$0

**Lake Elsinore Unified  
2021-22 Q2**

Submitted by Deysi Perez

Approved by Gail Jensen

Object Code	Year to Date (YTD) Expenditure	YTD Forecast	% Expended of YTD Forecast	Project Budget	% Expended of Project Budget	Budget Remaining
1000 - Instructional Salaries	\$88,003	\$51,252	171.71%	\$341,681	25.76%	\$253,678
2000 - Non-Instructional Salaries	\$27,884	\$13,139	212.22%	\$87,594	31.83%	\$59,710
3000 - Employee Benefits	\$42,131	\$22,520	187.08%	\$150,136	28.06%	\$108,005
4000 - Supplies and Materials	\$53,205	\$91,583	58.09%	\$610,553	8.71%	\$557,348
5000 - Other Operating Expenses and Services	\$2,163	\$4,974	43.49%	\$33,160	6.52%	\$30,997
6000 - Capital Outlay	\$0	\$0	100%	\$0	100%	\$0
7000 - Other Outgo	\$0	\$0	100%	\$0	100%	\$0
Indirect Costs	\$0	\$8,211	0%	\$54,738	0%	\$54,738
<b>Totals</b>	<b>\$213,386</b>	<b>\$191,679</b>	<b>111.32%</b>	<b>\$1,277,862</b>	<b>16.7%</b>	<b>\$1,064,476</b>

**Corrective Action Plan \***

Our school continues facing a shortage of teachers, which has caused the limitation of offerings. We will continue with recruitment efforts to secure teachers for the rest of the semester. Instructional materials purchases are still being affected by shipping time.

**Additional Comments**

Not Entered

**Allocation Year 2019-20 Closeout**

I have reviewed the fiscal reports for my agency and confirmed that all funds for this allocation year have been spent.

**2019-20 Reverted Funds:**

\$0

**Mt. San Jacinto CCD**  
2021-22 Q2

Submitted by Gail Jensen

Approved by Gail Jensen

Object Code	Year to Date (YTD) Expenditure	YTD Forecast	% Expended of YTD Forecast	Project Budget	% Expended of Project Budget	Budget Remaining
1000 - Instructional Salaries	\$202,632	\$123,543	164.02%	\$823,621	24.6%	\$620,989
2000 - Non-Instructional Salaries	\$58,863	\$24,330	241.93%	\$162,203	36.29%	\$103,340
3000 - Employee Benefits	\$69,063	\$34,908	197.84%	\$232,723	29.68%	\$163,660
4000 - Supplies and Materials	\$14,924	\$15,780	94.58%	\$105,198	14.19%	\$90,274
5000 - Other Operating Expenses and Services	\$93,135	\$144,719	64.36%	\$964,791	9.65%	\$871,656
6000 - Capital Outlay	\$6,568	\$3,952	166.21%	\$26,344	24.93%	\$19,776
7000 - Other Outgo	\$0	\$35,545	0%	\$236,964	0%	\$236,964
Indirect Costs	\$16,615	\$13,113	126.7%	\$87,421	19.01%	\$70,806
<b>Totals</b>	<b>\$461,800</b>	<b>\$395,890</b>	<b>116.65%</b>	<b>\$2,639,265</b>	<b>17.5%</b>	<b>\$2,177,465</b>

**Corrective Action Plan \***

1000 We are looking to increase our staff to support our programs. These additional hours would include expenses that would support the 1000 object codes. 2000 We will be hiring a permanent coordinator that will allow us to spend additional funds in this object code. 3000 With a permanent coordinator will also assist our spend out in this object code. 4000 Expenditures will be increased to support new instructional materials and GED Hiset vouchers 5000 We have requested a purchase of needed technology for support staff in our SJ office. We also need technology items to support our remote testing. This includes charging carts and additional device support materials.

**Additional Comments**

Not Entered

**Allocation Year 2019-20 Closeout**

I have reviewed the fiscal reports for my agency and confirmed that all funds for this allocation year have been spent.

**2019-20 Reverted Funds:**

\$0

**Murrieta Valley Unified**  
2021-22 Q2

Submitted by Jolie Lindemeyer

Approved by Gail Jensen

Object Code	Year to Date (YTD) Expenditure	YTD Forecast	% Expended of YTD Forecast	Project Budget	% Expended of Project Budget	Budget Remaining
1000 - Instructional Salaries	\$30,370	\$12,144	250.09%	\$48,575	62.52%	\$18,205
2000 - Non-Instructional Salaries	\$57,390	\$31,414	182.69%	\$125,657	45.67%	\$68,267
3000 - Employee Benefits	\$32,932	\$16,015	205.64%	\$64,058	51.41%	\$31,126
4000 - Supplies and Materials	\$24,919	\$9,890	251.97%	\$39,558	62.99%	\$14,639
5000 - Other Operating Expenses and Services	\$27,477	\$8,198	335.18%	\$32,791	83.79%	\$5,314
6000 - Capital Outlay	\$0	\$0	100%	\$0	100%	\$0
7000 - Other Outgo	\$0	\$0	100%	\$0	100%	\$0
Indirect Costs	\$0	\$3,883	0%	\$15,530	0%	\$15,530
<b>Totals</b>	<b>\$173,088</b>	<b>\$81,542</b>	<b>212.27%</b>	<b>\$326,169</b>	<b>53.07%</b>	<b>\$153,081</b>

**Additional Comments**

Salaries and benefits to support GED, ASE and ESL programs. Operating expenses include APEX learning software and materials and supplies for the programs.

**Allocation Year 2019-20 Closeout**

I have reviewed the fiscal reports for my agency and confirmed that all funds for this allocation year have been spent.

**2019-20 Reverted Funds:**

\$0

**Perris Union High**  
2021-22 Q2

Submitted by Jennifer Prince

Approved by Gail Jensen

Object Code	Year to Date (YTD) Expenditure	YTD Forecast	% Expended of YTD Forecast	Project Budget	% Expended of Project Budget	Budget Remaining
1000 - Instructional Salaries	\$29,146	\$34,877	83.57%	\$116,257	25.07%	\$87,111
2000 - Non-Instructional Salaries	\$7,036	\$8,700	80.87%	\$29,000	24.26%	\$21,964
3000 - Employee Benefits	\$6,345	\$10,809	58.7%	\$36,029	17.61%	\$29,684
4000 - Supplies and Materials	\$13,056	\$20,506	63.67%	\$68,354	19.1%	\$55,298
5000 - Other Operating Expenses and Services	\$39,121	\$37,936	103.12%	\$126,453	30.94%	\$87,332
6000 - Capital Outlay	\$0	\$0	100%	\$0	100%	\$0
7000 - Other Outgo	\$0	\$0	100%	\$0	100%	\$0
Indirect Costs	\$4,150	\$5,642	73.56%	\$18,805	22.07%	\$14,655
<b>Totals</b>	<b>\$98,854</b>	<b>\$118,469</b>	<b>83.44%</b>	<b>\$394,898</b>	<b>25.03%</b>	<b>\$296,044</b>

**Corrective Action Plan \***

Program expenditure will be relooked at to ensure spending is on target to ensure funds are spent.

**Additional Comments**

Not Entered

**Allocation Year 2019-20 Closeout**

I have reviewed the fiscal reports for my agency and confirmed that all funds for this allocation year have been spent.

**2019-20 Reverted Funds:**

\$0

**Riverside Co. Office of Education**  
2021-22 Q2

Submitted by Ms. Lucie Gonzalez

Approved by Gail Jensen

Object Code	Year to Date (YTD) Expenditure	YTD Forecast	% Expended of YTD Forecast	Project Budget	% Expended of Project Budget	Budget Remaining
1000 - Instructional Salaries	\$199,590	\$119,567	166.93%	\$398,556	50.08%	\$198,966
2000 - Non-Instructional Salaries	\$12,764	\$10,187	125.3%	\$33,957	37.59%	\$21,193
3000 - Employee Benefits	\$67,980	\$45,678	148.82%	\$152,261	44.65%	\$84,281
4000 - Supplies and Materials	\$0	\$2,270	0%	\$7,566	0%	\$7,566
5000 - Other Operating Expenses and Services	\$1,462	\$2,850	51.3%	\$9,500	15.39%	\$8,038
6000 - Capital Outlay	\$0	\$0	100%	\$0	100%	\$0
7000 - Other Outgo	\$0	\$0	100%	\$0	100%	\$0
Indirect Costs	\$11,858	\$8,531	138.99%	\$28,438	41.7%	\$16,580
<b>Totals</b>	<b>\$293,654</b>	<b>\$189,083</b>	<b>155.3%</b>	<b>\$630,278</b>	<b>46.59%</b>	<b>\$336,624</b>

**Additional Comments**

1.0 fte ABE/ASE instructor at CBDC, 1.5 fte ESL/ABE/ASE teachers at SCF, and a P/T CTE welding instructor at SCF; Salary for 0.49 Principal to supervise Desert Edge School program at CBDC (Murrieta) and SCF (Banning) and to coordinate with the Desert Edge/RCOE programs at Temecula Day Reporting Center (with Riverside County Probation). Classified salaries for .22 fte Attendance & Registration Technician to support enrollment, student records requests, and testing & update record data entry in AERIES and TOPSPro for all three Desert Edge School sites (CBDC, SCF and Temecula Day Reporting Center) ; and 0.5 fte Program Assistant to provide HSE testing programs and technical support. Benefits on above salaries. Instructional materials for HiSET prep and diploma programs; vouchers for iCEV, forklift certification, food handlers cards and OSHA. Indirect costs at 5% or less. Extra services pay and benefits for instructor to offer adult welding classes four hours per week at David Long Regional Learning Center. Supplies and materials to support adult welding program at David Long Regional Learning Center.

**Allocation Year 2019-20 Closeout**

I have reviewed the fiscal reports for my agency and confirmed that all funds for this allocation year have been spent.

**2019-20 Reverted Funds:**


\$0

**San Jacinto Unified**  
2021-22 Q2

Submitted by Brittany Ross



Approved by Gail Jensen

Object Code	Year to Date (YTD) Expenditure	YTD Forecast	% Expended of YTD Forecast	Project Budget	% Expended of Project Budget	Budget Remaining
1000 - Instructional Salaries	\$69,763	\$31,346	222.56%	\$223,897	31.16%	\$154,134
2000 - Non-Instructional Salaries	\$26,109	\$9,619	271.44%	\$68,705	38%	\$42,596
3000 - Employee Benefits	\$32,589	\$12,279	265.4%	\$87,708	37.16%	\$55,119
4000 - Supplies and Materials	\$661	\$25,979	2.54%	\$185,563	0.36%	\$184,902
5000 - Other Operating Expenses and Services	\$3,107	\$4,708	66%	\$33,626	9.24%	\$30,519
6000 - Capital Outlay	\$0	\$0	100%	\$0	100%	\$0
7000 - Other Outgo	\$0	\$0	100%	\$0	100%	\$0
Indirect Costs	\$0	\$4,197	0%	\$29,975	0%	\$29,975
<b>Totals</b>	<b>\$132,229</b>	<b>\$88,126</b>	<b>150.04%</b>	<b>\$629,474</b>	 <b>21.01%</b>	<b>\$497,245</b>

**Corrective Action Plan \***

Now that we are able to be back on the campus with our students we will be able to provide more services to our students. Additional funds will be used to provide supports and services to our students. Devices will be purchased for our students to be able to access the online curriculum. We will also be purchasing materials and supplies to support our career education classes. Additional personnel will be hired to support our students. In the last year we have been trying to hire a new security officer. Our funds that have been allocated for security have not been able to be spent due to not being able to find a qualified candidate for our security position. This position has been advertised and will soon be filled.

**Additional Comments**

Not Entered

**Allocation Year 2019-20 Closeout**

I have reviewed the fiscal reports for my agency and confirmed that all funds for this allocation year have been spent.


**2019-20 Reverted Funds:**

\$0

## Temecula Valley Unified 2021-22 Q2

Submitted by Nathan Camara

Approved by Gail Jensen

Object Code	Year to Date (YTD) Expenditure	YTD Forecast	% Expended of YTD Forecast	Project Budget	% Expended of Project Budget	Budget Remaining
1000 - Instructional Salaries	\$49,733	\$23,174	214.61%	\$154,490	32.19%	\$104,757
2000 - Non-Instructional Salaries	\$8,172	\$9,242	88.42%	\$61,615	13.26%	\$53,443
3000 - Employee Benefits	\$17,946	\$9,936	180.61%	\$66,243	27.09%	\$48,297
4000 - Supplies and Materials	\$651	\$3,549	18.35%	\$23,657	2.75%	\$23,006
5000 - Other Operating Expenses and Services	\$13,127	\$5,250	250.04%	\$35,000	37.51%	\$21,873
6000 - Capital Outlay	\$0	\$0	100%	\$0	100%	\$0
7000 - Other Outgo	\$0	\$0	100%	\$0	100%	\$0
Indirect Costs	\$0	\$1,650	0%	\$11,003	0%	\$11,003
<b>Totals</b>	<b>\$89,629</b>	<b>\$52,801</b>	<b>169.75%</b>	<b>\$352,008</b>	<b>25.46%</b> 	<b>\$262,379</b>

**Corrective Action Plan \***

There was anticipation for additional services & salary expenses throughout the year. With a delay in filling positions and less opportunities for salary expenditures, the % of expended project budget has fallen below target. Going into the next quarters, quotes will be obtained for services & positions should be filled.

**Additional Comments**

Not Entered

### Allocation Year 2019-20 Closeout

I have reviewed the fiscal reports for my agency and confirmed that all funds for this allocation year have been spent.

**2019-20 Reverted Funds:**

\$0



California  
Community  
Colleges



2022 © California Community Colleges  
NOVA Site Version: 5.0.4