

35 Southwest Riverside County Adult Education Regional Consortium

**Banning Unified
2022-23 Q2**

Submitted by Ana Orozco

Approved by Gail Jensen

Object Code	Year to Date (YTD) Expenditure	YTD Forecast	% Expended of YTD Forecast	Project Budget	% Expended of Project Budget	Budget Remaining
1000 - Instructional Salaries	\$25,274	\$12,316	205.22%	\$49,263	51.3%	\$23,989
2000 - Non-Instructional Salaries	\$15,944	\$9,463	168.49%	\$37,851	42.12%	\$21,907
3000 - Employee Benefits	\$17,892	\$10,485	170.64%	\$41,941	42.66%	\$24,049
4000 - Supplies and Materials	\$0	\$2,185	0%	\$8,741	0%	\$8,741
5000 - Other Operating Expenses and Services	\$0	\$1,129	0%	\$4,514	0%	\$4,514
6000 - Capital Outlay	\$0	\$0	100%	\$0	100%	\$0
7000 - Other Outgo	\$0	\$0	100%	\$0	100%	\$0
Indirect Costs	\$2,955	\$1,779	166.1%	\$7,116	41.53%	\$4,161
Totals	\$62,065	\$37,357	166.14%	\$149,426	41.54%	\$87,361

Additional Comments

Not Entered

Allocation Year 2020-21 Closeout

I have reviewed the fiscal reports for my agency and confirmed that all funds for this allocation year have been spent.


2020-21 Reverted Funds:

\$0

Beaumont Unified 2022-23 Q2

Submitted by Debbie Flores

Approved by Gail Jensen

Object Code	Year to Date (YTD) Expenditure	YTD Forecast	% Expended of YTD Forecast	Project Budget	% Expended of Project Budget	Budget Remaining
1000 - Instructional Salaries	\$82,230	\$65,302	125.92%	\$261,209	31.48%	\$178,979
2000 - Non-Instructional Salaries	\$81,144	\$36,186	224.24%	\$144,743	56.06%	\$63,599
3000 - Employee Benefits	\$63,041	\$39,461	159.75%	\$157,845	39.94%	\$94,804
4000 - Supplies and Materials	\$1,508	\$78,308	1.93%	\$313,232	0.48%	\$311,724
5000 - Other Operating Expenses and Services	\$15,524	\$17,151	90.52%	\$68,602	22.63%	\$53,078
6000 - Capital Outlay	\$0	\$0	100%	\$0	100%	\$0
7000 - Other Outgo	\$0	\$0	100%	\$0	100%	\$0
Indirect Costs	\$0	\$6,809	0%	\$27,234	0%	\$27,234
Totals	\$243,447	\$243,216	100.09%	\$972,865	 25.02%	\$729,418

Corrective Action Plan *

Not Entered

Additional Comments

Not Entered

Allocation Year 2020-21 Closeout

I have reviewed the fiscal reports for my agency and confirmed that all funds for this allocation year have been spent.

2020-21 Reverted Funds:

\$0

Hemet Unified

2022-23 Q2

Submitted by Hemet Unified School District Erica Jennings

Approved by Gail Jensen

Object Code	Year to Date (YTD) Expenditure	YTD Forecast	% Expended of YTD Forecast	Project Budget	% Expended of Project Budget	Budget Remaining
1000 - Instructional Salaries	\$123,542	\$87,863	140.61%	\$266,252	46.4%	\$142,710
2000 - Non-Instructional Salaries	\$82,071	\$64,370	127.5%	\$195,060	42.07%	\$112,989
3000 - Employee Benefits	\$70,460	\$69,368	101.57%	\$210,206	33.52%	\$139,746
4000 - Supplies and Materials	\$8,912	\$24,104	36.97%	\$73,042	12.2%	\$64,130
5000 - Other Operating Expenses and Services	\$32,555	\$42,760	76.13%	\$129,576	25.12%	\$97,021
6000 - Capital Outlay	\$6,549	\$4,322	151.53%	\$13,097	50%	\$6,548
7000 - Other Outgo	\$0	\$0	100%	\$0	100%	\$0
Indirect Costs	\$15,877	\$14,423	110.08%	\$43,707	36.33%	\$27,830
Totals	\$339,966	\$307,210	110.66%	\$930,940	36.52%	\$590,974

Additional Comments

Not Entered

Allocation Year 2020-21 Closeout

I have reviewed the fiscal reports for my agency and confirmed that all funds for this allocation year have been spent.

2020-21 Reverted Funds:

\$0

Lake Elsinore Unified

2022-23 Q2

Submitted by Deysi Perez

Approved by Gail Jensen

Object Code	Year to Date (YTD) Expenditure	YTD Forecast	% Expended of YTD Forecast	Project Budget	% Expended of Project Budget	Budget Remaining
1000 - Instructional Salaries	\$212,740	\$53,860	394.99%	\$359,066	59.25%	\$146,326
2000 - Non-Instructional Salaries	\$1,383	\$5,333	25.93%	\$35,556	3.89%	\$34,173
3000 - Employee Benefits	\$51,002	\$15,320	332.91%	\$102,133	49.94%	\$51,131
4000 - Supplies and Materials	\$90,454	\$128,546	70.37%	\$856,973	10.56%	\$766,519
5000 - Other Operating Expenses and Services	\$5,444	\$5,009	108.68%	\$33,395	16.3%	\$27,951
6000 - Capital Outlay	\$0	\$0	100%	\$0	100%	\$0
7000 - Other Outgo	\$0	\$0	100%	\$0	100%	\$0
Indirect Costs	\$0	\$8,260	0%	\$55,068	0%	\$55,068
Totals	\$361,023	\$216,329	166.89%	\$1,442,191	25.03%	\$1,081,168



Corrective Action Plan *

Not Entered

Additional Comments

Not Entered

Allocation Year 2020-21 Closeout

I have reviewed the fiscal reports for my agency and confirmed that all funds for this allocation year have been spent.



2020-21 Reverted Funds:

\$0

**Mt. San Jacinto CCD
2022-23 Q2**

Submitted by Gail Jensen

Approved by Gail Jensen

Object Code	Year to Date (YTD) Expenditure	YTD Forecast	% Expended of YTD Forecast	Project Budget	% Expended of Project Budget	Budget Remaining
1000 - Instructional Salaries	\$227,628	\$147,240	154.6%	\$736,201	30.92%	\$508,573
2000 - Non-Instructional Salaries	\$54,306	\$27,787	195.44%	\$138,935	39.09%	\$84,629
3000 - Employee Benefits	\$79,066	\$48,322	163.62%	\$241,612	32.72%	\$162,546
4000 - Supplies and Materials	\$45,778	\$51,206	89.4%	\$256,032	17.88%	\$210,254
5000 - Other Operating Expenses and Services	\$163,002	\$229,465	71.04%	\$1,147,325	14.21%	\$984,323
6000 - Capital Outlay	\$6,603	\$1,205	548.06%	\$6,024	109.61%	 -\$579
7000 - Other Outgo	\$0	\$52,708	0%	\$263,539	0%	\$263,539
Indirect Costs	\$19,861	\$19,649	101.08%	\$98,244	20.22%	\$78,383
Totals	\$596,244	\$577,582	103.23%	\$2,887,912	 20.65%	\$2,291,668

Corrective Action Plan *

Not Entered

Additional Comments

Not Entered

Allocation Year 2020-21 Closeout

I have reviewed the fiscal reports for my agency and confirmed that all funds for this allocation year have been spent.

2020-21 Reverted Funds:

\$0

**Murrieta Valley Unified
2022-23 Q2**

Submitted by Jolie Lindemeyer

Approved by Gail Jensen

Object Code	Year to Date (YTD) Expenditure	YTD Forecast	% Expended of YTD Forecast	Project Budget	% Expended of Project Budget	Budget Remaining
1000 - Instructional Salaries	\$25,317	\$12,809	197.66%	\$51,234	49.41%	\$25,917
2000 - Non-Instructional Salaries	\$75,325	\$37,144	202.79%	\$148,574	50.7%	\$73,249
3000 - Employee Benefits	\$37,415	\$18,859	198.4%	\$75,434	49.6%	\$38,019
4000 - Supplies and Materials	\$3,839	\$4,945	77.63%	\$19,781	19.41%	\$15,942
5000 - Other Operating Expenses and Services	\$17,437	\$6,379	273.36%	\$25,515	68.34%	\$8,078
6000 - Capital Outlay	\$0	\$0	100%	\$0	100%	\$0
7000 - Other Outgo	\$0	\$0	100%	\$0	100%	\$0
Indirect Costs	\$0	\$3,964	0%	\$15,857	0%	\$15,857
Totals	\$159,333	\$84,099	189.46%	\$336,395	47.36%	\$177,062

Additional Comments

Not Entered

Allocation Year 2020-21 Closeout

I have reviewed the fiscal reports for my agency and confirmed that all funds for this allocation year have been spent.

2020-21 Reverted Funds:

\$0

**Perris Union High
2022-23 Q2**

Submitted by Nancy Ulloa

Approved by Gail Jensen

Object Code	Year to Date (YTD) Expenditure	YTD Forecast	% Expended of YTD Forecast	Project Budget	% Expended of Project Budget	Budget Remaining
1000 - Instructional Salaries	\$30,324	\$33,674	90.05%	\$112,246	27.02%	\$81,922
2000 - Non-Instructional Salaries	\$9,066	\$7,820	115.94%	\$26,066	34.78%	\$17,000
3000 - Employee Benefits	\$6,832	\$13,292	51.4%	\$44,307	15.42%	\$37,475
4000 - Supplies and Materials	\$28,452	\$39,460	72.1%	\$131,534	21.63%	\$103,082
5000 - Other Operating Expenses and Services	\$2,439	\$29,207	8.35%	\$97,357	2.51%	\$94,918
6000 - Capital Outlay	\$0	\$2,999	0%	\$9,996	0%	\$9,996
7000 - Other Outgo	\$0	\$0	100%	\$0	100%	\$0
Indirect Costs	\$3,255	\$4,570	71.23%	\$15,233	21.37%	\$11,978
Totals	\$80,368	\$131,022	61.34%	\$436,739	18.4%	\$356,371



Corrective Action Plan *

Not Entered

Additional Comments

Not Entered

Allocation Year 2020-21 Closeout

I have reviewed the fiscal reports for my agency and confirmed that all funds for this allocation year have been spent.

2020-21 Reverted Funds:

\$0

**Riverside Co. Office of Education
2022-23 Q2**

Submitted by Ms. Lucie Gonzalez

Approved by Gail Jensen

Object Code	Year to Date (YTD) Expenditure	YTD Forecast	% Expended of YTD Forecast	Project Budget	% Expended of Project Budget	Budget Remaining
1000 - Instructional Salaries	\$211,673	\$129,057	164.02%	\$430,190	49.2%	\$218,517
2000 - Non-Instructional Salaries	\$12,502	\$14,400	86.82%	\$48,000	26.05%	\$35,498
3000 - Employee Benefits	\$80,767	\$51,900	155.62%	\$173,000	46.69%	\$92,233
4000 - Supplies and Materials	\$0	\$2,850	0%	\$9,500	0%	\$9,500
5000 - Other Operating Expenses and Services	\$6,034	\$2,439	247.4%	\$8,130	74.22%	\$2,096
6000 - Capital Outlay	\$0	\$0	100%	\$0	100%	\$0
7000 - Other Outgo	\$0	\$0	100%	\$0	100%	\$0
Indirect Costs	\$12,394	\$10,032	123.54%	\$33,441	37.06%	\$21,047
Totals	\$323,370	\$210,678	153.49%	\$702,261	46.05%	\$378,891

Additional Comments

Not Entered

Allocation Year 2020-21 Closeout

I have reviewed the fiscal reports for my agency and confirmed that all funds for this allocation year have been spent.

2020-21 Reverted Funds:

\$0

**San Jacinto Unified
2022-23 Q2**

Submitted by Brittany Ross

Approved by Gail Jensen

Object Code	Year to Date (YTD) Expenditure	YTD Forecast	% Expended of YTD Forecast	Project Budget	% Expended of Project Budget	Budget Remaining
1000 - Instructional Salaries	\$82,518	\$35,710	231.08%	\$238,067	34.66%	\$155,549
2000 - Non-Instructional Salaries	\$33,530	\$9,246	362.66%	\$61,638	54.4%	\$28,108
3000 - Employee Benefits	\$39,157	\$13,279	294.87%	\$88,529	44.23%	\$49,372
4000 - Supplies and Materials	\$41,929	\$33,603	124.78%	\$224,019	18.72%	\$182,090
5000 - Other Operating Expenses and Services	\$13,092	\$4,364	300.03%	\$29,090	45.01%	\$15,998
6000 - Capital Outlay	\$0	\$0	100%	\$0	100%	\$0
7000 - Other Outgo	\$0	\$0	100%	\$0	100%	\$0
Indirect Costs	\$0	\$3,240	0%	\$21,598	0%	\$21,598
Totals	\$210,226	\$99,441	211.41%	\$662,941	31.71%	\$452,715

Additional Comments

Not Entered

Allocation Year 2020-21 Closeout

I have reviewed the fiscal reports for my agency and confirmed that all funds for this allocation year have been spent.

2020-21 Reverted Funds:

\$0

**Temecula Valley Unified
2022-23 Q2**

Submitted by TVUSD TVUSD TVUSD

Approved by Gail Jensen

Object Code	Year to Date (YTD) Expenditure	YTD Forecast	% Expended of YTD Forecast	Project Budget	% Expended of Project Budget	Budget Remaining
1000 - Instructional Salaries	\$60,161	\$24,332	247.25%	\$162,215	37.09%	\$102,054
2000 - Non-Instructional Salaries	\$9,401	\$9,704	96.87%	\$64,696	14.53%	\$55,295
3000 - Employee Benefits	\$21,971	\$8,794	249.85%	\$58,624	37.48%	\$36,653
4000 - Supplies and Materials	\$1,811	\$7,778	23.28%	\$51,856	3.49%	\$50,045
5000 - Other Operating Expenses and Services	\$11,581	\$5,880	196.96%	\$39,200	29.54%	\$27,619
6000 - Capital Outlay	\$0	\$0	100%	\$0	100%	\$0
7000 - Other Outgo	\$0	\$0	100%	\$0	100%	\$0
Indirect Costs	\$5,246	\$2,801	187.32%	\$18,670	28.1%	\$13,424
Totals	\$110,171	\$59,289	185.82%	\$395,261	27.87%	\$285,090



Corrective Action Plan *

Not Entered

Additional Comments

Not Entered

Allocation Year 2020-21 Closeout

I have reviewed the fiscal reports for my agency and confirmed that all funds for this allocation year have been spent.

2020-21 Reverted Funds:

\$0



California Community Colleges

