


California Adult Education Program
Fiscal Reporting

Produced: Dec 1, 2023, 02:49 PM UTC - By Elena Toscano

36 Napa Valley Adult Education Consortium

Consortium Summary | Total Expenditures: **\$43,044** Total Allocation: **\$3,489,926** Total Carryover: **\$3,446,882**
(98.77%) Carryover Compliance 

Calistoga Joint Unified 2023-24 Q1

Submitted by Elena Toscano MEd

Approved by Elena Toscano MEd

Object Code	Year to Date (YTD) Expenditure	YTD Forecast	% Expended of YTD Forecast	Project Budget	% Expended of Project Budget	Budget Remaining
1000 - Instructional Salaries	\$0	\$0	100%	\$0	100%	\$0
2000 - Non-Instructional Salaries	\$0	\$0	100%	\$0	100%	\$0
3000 - Employee Benefits	\$0	\$0	100%	\$0	100%	\$0
4000 - Supplies and Materials	\$0	\$0	100%	\$0	100%	\$0
5000 - Other Operating Expenses and Services	\$9,972	\$9,972	100.01%	\$39,886	25%	\$29,914
6000 - Capital Outlay	\$0	\$0	100%	\$0	100%	\$0
7000 - Other Outgo	\$0	\$0	100%	\$0	100%	\$0
Indirect Costs	\$498	\$498	99.95%	\$1,993	24.99%	\$1,495
Totals	\$10,470	\$10,470	100%	\$41,879	25%	\$31,409

Carryover Status

Fiscal Year	Allocation	Expenditures	Carryover Amount	Carryover %	Carryover Threshold %	Locked
2023-24	\$41,879	\$10,470	\$31,409	75%	80%	-

Additional Comments

Not Entered

Napa Co. Office of Education


2023-24 Q1

Submitted by Kelly Bucy Napa County Office of Education

Approved by Elena Toscano MEd

Object Code	Year to Date (YTD) Expenditure	YTD Forecast	% Expended of YTD Forecast	Project Budget	% Expended of Project Budget	Budget Remaining
1000 - Instructional Salaries	\$0	\$0	100%	\$0	100%	\$0
2000 - Non-Instructional Salaries	\$17,534	\$22,333	78.51%	\$89,330	19.63%	\$71,796
3000 - Employee Benefits	\$4,123	\$5,441	75.78%	\$21,764	18.94%	\$17,641
4000 - Supplies and Materials	\$0	\$1,315	0%	\$5,259	0%	\$5,259
5000 - Other Operating Expenses and Services	\$606	\$1,250	48.48%	\$5,000	12.12%	\$4,394
6000 - Capital Outlay	\$0	\$0	100%	\$0	100%	\$0
7000 - Other Outgo	\$1,113	\$1,392	79.96%	\$5,568	19.99%	\$4,455
Indirect Costs	\$0	\$0	100%	\$0	100%	\$0
Totals	\$23,376	\$31,730	73.67%	\$126,921	18.42%	\$103,545

Carryover Status

Fiscal Year	Allocation	Expenditures	Carryover Amount	Carryover %	Carryover Threshold %	Locked
2023-24	\$126,921	\$23,376	\$103,545	 81.58%	80%	-

Additional Comments

Not Entered


Napa Valley CCD
2023-24 Q1

Submitted by Shawntel Ridgle

Approved by Elena Toscano MEd

Object Code	Year to Date (YTD) Expenditure	YTD Forecast	% Expended of YTD Forecast	Project Budget	% Expended of Project Budget	Budget Remaining
1000 - Instructional Salaries	\$0	\$9,294	0%	\$61,958	0%	\$61,958
2000 - Non-Instructional Salaries	\$64,384	\$24,000	268.27%	\$160,000	40.24%	\$95,616
3000 - Employee Benefits	\$26,721	\$12,750	209.58%	\$85,000	31.44%	\$58,279
4000 - Supplies and Materials	\$2,277	\$1,500	151.8%	\$10,000	22.77%	\$7,723
5000 - Other Operating Expenses and Services	\$10,707	\$5,250	203.94%	\$35,000	30.59%	\$24,293
6000 - Capital Outlay	\$0	\$4,500	0%	\$30,000	0%	\$30,000
7000 - Other Outgo	\$0	\$0	100%	\$0	100%	\$0
Indirect Costs	\$0	\$0	100%	\$0	100%	\$0
Totals	\$104,089	\$57,294	181.68%	\$381,958	27.25%	\$277,869

Carryover Status

Fiscal Year	Allocation	Expenditures	Carryover Amount	Carryover %	Carryover Threshold %	Locked
2023-24	\$260,461	-\$17,408	\$260,461	 100%	80%	-

Additional Comments

Not Entered


**Napa Valley Unified
2023-24 Q1**

Submitted by Coleen Petersen

Approved by Elena Toscano MEd

Object Code	Year to Date (YTD) Expenditure	YTD Forecast	% Expended of YTD Forecast	Project Budget	% Expended of Project Budget	Budget Remaining
1000 - Instructional Salaries	\$165,383	\$179,006	92.39%	\$1,193,370	13.86%	\$1,027,987
2000 - Non-Instructional Salaries	\$202,987	\$156,662	129.57%	\$1,044,413	19.44%	\$841,426
3000 - Employee Benefits	\$128,760	\$103,969	123.84%	\$693,128	18.58%	\$564,368
4000 - Supplies and Materials	\$8,471	\$35,568	23.82%	\$237,123	3.57%	\$228,652
5000 - Other Operating Expenses and Services	\$84,300	\$45,944	183.48%	\$306,293	27.52%	\$221,993
6000 - Capital Outlay	\$0	\$0	100%	\$0	100%	\$0
7000 - Other Outgo	\$0	\$0	100%	\$0	100%	\$0
Indirect Costs	\$29,187	\$26,058	112.01%	\$173,717	16.8%	\$144,530
Totals	\$619,088	\$547,207	113.14%	\$3,648,044	16.97%	\$3,028,956

Carryover Status

Fiscal Year	Allocation	Expenditures	Carryover Amount	Carryover %	Carryover Threshold %	Locked
2023-24	\$3,030,651	\$1,695	\$3,028,956	 99.94%	80%	-

Additional Comments

Not Entered

**St. Helena Unified School District
2023-24 Q1**

Submitted by Kay Vang

Approved by Elena Toscano MEd

Object Code	Year to Date (YTD) Expenditure	YTD Forecast	% Expended of YTD Forecast	Project Budget	% Expended of Project Budget	Budget Remaining
1000 - Instructional Salaries	\$0	\$0	100%	\$0	100%	\$0
2000 - Non-Instructional Salaries	\$0	\$0	100%	\$0	100%	\$0
3000 - Employee Benefits	\$0	\$0	100%	\$0	100%	\$0
4000 - Supplies and Materials	\$0	\$0	100%	\$0	100%	\$0
5000 - Other Operating Expenses and Services	\$7,146	\$7,146	100%	\$28,585	25%	\$21,439
6000 - Capital Outlay	\$0	\$0	100%	\$0	100%	\$0
7000 - Other Outgo	\$0	\$0	100%	\$0	100%	\$0
Indirect Costs	\$357	\$357	99.93%	\$1,429	24.98%	\$1,072
Totals	\$7,503	\$7,504	99.99%	\$30,014	25%	\$22,511

Carryover Status

Fiscal Year	Allocation	Expenditures	Carryover Amount	Carryover %	Carryover Threshold %	Locked
2023-24	\$30,014	\$7,503	\$22,511	75%	80%	-

Additional Comments

Not Entered



California Community Colleges



2023 © California Community Colleges

NOVA Site Version: 6.5.16