

36 Napa Valley Adult Education Consortium

Consortium Summary | Total Expenditures: \$1,079,368 Total Allocation: \$3,489,926 Total Carryover: \$2,410,558
(69.07%) Carryover Compliance i

Calistoga Joint Unified 2023-24 Q2

Submitted by Elena Toscano MEd

Approved by Elena Toscano MEd

Object Code	Year to Date (YTD) Expenditure	YTD Forecast	% Expended of YTD Forecast	Project Budget	% Expended of Project Budget	Budget Remaining
1000 - Instructional Salaries	\$0	\$0	100%	\$0	100%	\$0
2000 - Non-Instructional Salaries	\$0	\$0	100%	\$0	100%	\$0
3000 - Employee Benefits	\$0	\$0	100%	\$0	100%	\$0
4000 - Supplies and Materials	\$0	\$0	100%	\$0	100%	\$0
5000 - Other Operating Expenses and Services	\$19,944	\$19,943	100.01%	\$39,886	50%	\$19,942
6000 - Capital Outlay	\$0	\$0	100%	\$0	100%	\$0
7000 - Other Outgo	\$0	\$0	100%	\$0	100%	\$0
Indirect Costs	\$996	\$997	99.95%	\$1,993	49.97%	\$997
Totals	\$20,940	\$20,940	100%	\$41,879	50%	\$20,939

Member Carryover Compliance Status

Description: The Member Carryover Compliance Status table shows how the member's spending is tracking against the allocations for the displayed fiscal year(s) based on expenditures entered as of the time of viewing.

Expenditures: A negative value indicates that current fiscal year spending has not begun, as there are still unused funds from previous fiscal years.

Carryover Amount & Carryover %: If current fiscal year spending has not yet begun (a negative Expenditures amount), Carryover Amount will remain equal to Allocation and Carryover % will remain 100%.

Fiscal Year	Allocation	Expenditures	Carryover Amount	Carryover %	Carryover Threshold %	Locked
2023-24	\$41,879	\$20,940	\$20,939	50%	60%	-

Additional Comments

Not Entered

Allocation Year 2021-22 Closeout

I have reviewed the fiscal reports for my agency and confirmed that all funds for this allocation year have been spent.

2021-22 Reverted Funds:

\$0

**Napa Co. Office of Education
2023-24 Q2**

Submitted by Kelly Bucy Napa County Office of Education

Approved by Elena Toscano MEd


Object Code	Year to Date (YTD) Expenditure	YTD Forecast	% Expended of YTD Forecast	Project Budget	% Expended of Project Budget	Budget Remaining
1000 - Instructional Salaries	\$0	\$0	100%	\$0	100%	\$0
2000 - Non-Instructional Salaries	\$22,177	\$22,333	99.3%	\$89,330	24.83%	\$67,153
3000 - Employee Benefits	\$6,494	\$5,441	119.35%	\$21,764	29.84%	\$15,270
4000 - Supplies and Materials	\$66	\$1,315	5.02%	\$5,259	1.25%	\$5,193
5000 - Other Operating Expenses and Services	\$1,730	\$1,250	138.4%	\$5,000	34.6%	\$3,270
6000 - Capital Outlay	\$0	\$0	100%	\$0	100%	\$0
7000 - Other Outgo	\$1,173	\$1,392	84.27%	\$5,568	21.07%	\$4,395
Indirect Costs	\$0	\$0	100%	\$0	100%	\$0
Totals	\$31,640	\$31,730	99.72%	\$126,921	⚠️ 24.93%	\$95,281

Member Carryover Compliance Status

Description: The Member Carryover Compliance Status table shows how the member's spending is tracking against the allocations for the displayed fiscal year(s) based on expenditures entered as of the time of viewing.

Expenditures: A negative value indicates that current fiscal year spending has not begun, as there are still unused funds from previous fiscal years.

Carryover Amount & Carryover %: If current fiscal year spending has not yet begun (a negative Expenditures amount), Carryover Amount will remain equal to Allocation and Carryover % will remain 100%.

Fiscal Year	Allocation	Expenditures	Carryover Amount	Carryover %	Carryover Threshold %	Locked
2023-24	\$126,921	\$31,640	\$95,281	 75.07%	60%	-

Corrective Action Plan *

Napa COE had an employee leave and the vacancy put expenditures behind. A new employee has now been hired.

Additional Comments

Not Entered

Allocation Year 2021-22 Closeout

I have reviewed the fiscal reports for my agency and confirmed that all funds for this allocation year have been spent.

2021-22 Reverted Funds:

\$0

Napa Valley CCD

2023-24 Q2

Submitted by Shawntel Ridgle

Approved by Elena Toscano MEd

Object Code	Year to Date (YTD) Expenditure	YTD Forecast	% Expended of YTD Forecast	Project Budget	% Expended of Project Budget	Budget Remaining
1000 - Instructional Salaries	\$0	\$12,392	0%	\$61,958	0%	\$61,958
2000 - Non-Instructional Salaries	\$102,692	\$32,000	320.91%	\$160,000	64.18%	\$57,308
3000 - Employee Benefits	\$40,574	\$17,000	238.67%	\$85,000	47.73%	\$44,426
4000 - Supplies and Materials	\$4,619	\$2,000	230.95%	\$10,000	46.19%	\$5,381
5000 - Other Operating Expenses and Services	\$21,057	\$7,000	300.81%	\$35,000	60.16%	\$13,943
6000 - Capital Outlay	\$0	\$6,000	0%	\$30,000	0%	\$30,000
Totals	\$168,942	\$76,392	221.15%	\$381,958	44.23%	\$213,016


Object Code	Year to Date (YTD) Expenditure	YTD Forecast	% Expended of YTD Forecast	Project Budget	% Expended of Project Budget	Budget Remaining
7000 - Other Outgo	\$0	\$0	100%	\$0	100%	\$0
Indirect Costs	\$0	\$0	100%	\$0	100%	\$0
Totals	\$168,942	\$76,392	221.15%	\$381,958	44.23%	\$213,016

Member Carryover Compliance Status

Description: The Member Carryover Compliance Status table shows how the member's spending is tracking against the allocations for the displayed fiscal year(s) based on expenditures entered as of the time of viewing.

Expenditures: A negative value indicates that current fiscal year spending has not begun, as there are still unused funds from previous fiscal years.

Carryover Amount & Carryover %: If current fiscal year spending has not yet begun (a negative Expenditures amount), Carryover Amount will remain equal to Allocation and Carryover % will remain 100%.

Fiscal Year	Allocation	Expenditures	Carryover Amount	Carryover %	Carryover Threshold %	Locked
2023-24	\$260,461	\$47,445	\$213,016	 81.78%	60%	-

Corrective Action Plan *

Napa Valley College has posted a position for a part-time counselor. This position will be paid from Adult Ed funds and will immediately reduce and eventually eliminate the access carryover.

Additional Comments

Not Entered

Allocation Year 2021-22 Closeout

I have reviewed the fiscal reports for my agency and confirmed that all funds for this allocation year have been spent.

2021-22 Reverted Funds:
\$0

Napa Valley Unified
2023-24 Q2

Submitted by Coleen Petersen
Approved by Elena Toscano MEd


Object Code	Year to Date (YTD) Expenditure	YTD Forecast	% Expended of YTD Forecast	Project Budget	% Expended of Project Budget	Budget Remaining
1000 - Instructional Salaries	\$517,211	\$477,348	108.35%	\$1,193,370	43.34%	\$676,159
2000 - Non-Instructional Salaries	\$467,413	\$417,765	111.88%	\$1,044,413	44.75%	\$577,000
3000 - Employee Benefits	\$307,449	\$277,251	110.89%	\$693,128	44.36%	\$385,679
4000 - Supplies and Materials	\$42,123	\$94,849	44.41%	\$237,123	17.76%	\$195,000
5000 - Other Operating Expenses and Services	\$172,848	\$122,517	141.08%	\$306,293	56.43%	\$133,445
6000 - Capital Outlay	\$0	\$0	100%	\$0	100%	\$0
7000 - Other Outgo	\$0	\$0	100%	\$0	100%	\$0
Indirect Costs	\$74,686	\$69,487	107.48%	\$173,717	42.99%	\$99,031
Totals	\$1,581,730	\$1,459,218	108.4%	\$3,648,044	43.36%	\$2,066,314

Member Carryover Compliance Status

Description: The Member Carryover Compliance Status table shows how the member's spending is tracking against the allocations for the displayed fiscal year(s) based on expenditures entered as of the time of viewing.

Expenditures: A negative value indicates that current fiscal year spending has not begun, as there are still unused funds from previous fiscal years.

Carryover Amount & Carryover %: If current fiscal year spending has not yet begun (a negative Expenditures amount), Carryover Amount will remain equal to Allocation and Carryover % will remain 100%.

Fiscal Year	Allocation	Expenditures	Carryover Amount	Carryover %	Carryover Threshold %	Locked
2023-24	\$3,030,651	\$964,337	\$2,066,314	 68.18%	60%	-

Corrective Action Plan *

NVAE had significant carryover from 2022/23 which has been spent. NVAE has a plan to spend at least 80% of our current allocation, therefore carryover will be <20%

Additional Comments

Not Entered

Allocation Year 2021-22 Closeout

I have reviewed the fiscal reports for my agency and confirmed that all funds for this allocation year have been spent.

2021-22 Reverted Funds:

\$0

**St. Helena Unified School District
2023-24 Q2**

Submitted by Elena Toscano MEd

Approved by Elena Toscano MEd

Object Code	Year to Date (YTD) Expenditure	YTD Forecast	% Expended of YTD Forecast	Project Budget	% Expended of Project Budget	Budget Remaining
1000 - Instructional Salaries	\$0	\$0	100%	\$0	100%	\$0
2000 - Non-Instructional Salaries	\$0	\$0	100%	\$0	100%	\$0
3000 - Employee Benefits	\$0	\$0	100%	\$0	100%	\$0
4000 - Supplies and Materials	\$0	\$0	100%	\$0	100%	\$0
5000 - Other Operating Expenses and Services	\$14,292	\$14,293	100%	\$28,585	50%	\$14,293
6000 - Capital Outlay	\$0	\$0	100%	\$0	100%	\$0
7000 - Other Outgo	\$0	\$0	100%	\$0	100%	\$0
Indirect Costs	\$714	\$715	99.93%	\$1,429	49.97%	\$715
Totals	\$15,006	\$15,007	99.99%	\$30,014	50%	\$15,008

Member Carryover Compliance Status

Description: The Member Carryover Compliance Status table shows how the member's spending is tracking against the allocations for the displayed fiscal year(s) based on expenditures entered as of the time of viewing.

Expenditures: A negative value indicates that current fiscal year spending has not begun, as there are still unused funds from previous fiscal years.

Carryover Amount & Carryover %: If current fiscal year spending has not yet begun (a negative Expenditures amount), Carryover Amount will remain equal to Allocation and Carryover % will remain 100%.

Fiscal Year	Allocation	Expenditures	Carryover Amount	Carryover %	Carryover Threshold %	Locked
2023-24	\$30,014	\$15,006	\$15,008	50%	60%	-

Additional Comments

Not Entered

Allocation Year 2021-22 Closeout

I have reviewed the fiscal reports for my agency and confirmed that all funds for this allocation year have been spent.

2021-22 Reverted Funds:

\$0



California
Community
Colleges



2024 © California Community Colleges

NOVA Site Version: 6.6