



39 Palo Verde River Consortium

Consortium Summary | Total Expenditures: \$225,440 Total Allocation: \$999,080 Total Carryover: \$773,640
(77.44%) Carryover Compliance 

Needles Unified 2023-24 Q3

Submitted by Dr Garry Cameron

Approved by Palo Verde College Alejandro Clark

Object Code	Year to Date (YTD) Expenditure	YTD Forecast	% Expended of YTD Forecast	Project Budget	% Expended of Project Budget	Budget Remaining
1000 - Instructional Salaries	\$0	\$37,500	0%	\$50,000	0%	\$50,000
2000 - Non-Instructional Salaries	\$16,821	\$30,000	56.07%	\$40,000	42.05%	\$23,179
3000 - Employee Benefits	\$5,615	\$11,250	49.91%	\$15,000	37.43%	\$9,385
4000 - Supplies and Materials	\$0	\$18,750	0%	\$25,000	0%	\$25,000
5000 - Other Operating Expenses and Services	\$0	\$54,223	0%	\$72,297	0%	\$72,297
6000 - Capital Outlay	\$0	\$0	100%	\$0	100%	\$0
7000 - Other Outgo	\$0	\$0	100%	\$0	100%	\$0
Indirect Costs	\$0	\$0	100%	\$0	100%	\$0
Totals	\$22,436	\$151,723	14.79%	\$202,297	 11.09%	\$179,861

Member Carryover Compliance Status

Description: The Member Carryover Compliance Status table shows how the member's spending is tracking against the allocations for the displayed fiscal year(s) based on expenditures entered as of the time of viewing.

Expenditures: A negative value indicates that current fiscal year spending has not begun, as there are still unused funds from previous fiscal years.

Carryover Amount & Carryover %: If current fiscal year spending has not yet begun (a negative Expenditures amount), Carryover Amount will remain equal to Allocation and Carryover % will remain 100%.

Fiscal Year	Allocation	Expenditures	Carryover Amount	Carryover %	Carryover Threshold %	Locked
2023-24	\$109,410	-\$70,451	\$109,410	100%	N/A	-

Additional Comments

Not Entered

**Palo Verde CCD
2023-24 Q3**

Submitted by Clint Cowden

Approved by Palo Verde College Alejandro Clark

Object Code	Year to Date (YTD) Expenditure	YTD Forecast	% Expended of YTD Forecast	Project Budget	% Expended of Project Budget	Budget Remaining
1000 - Instructional Salaries	\$41,586	\$30,862	134.75%	\$51,437	80.85%	\$9,851
2000 - Non-Instructional Salaries	\$122,712	\$148,525	82.62%	\$247,541	49.57%	\$124,829
3000 - Employee Benefits	\$79,187	\$77,150	102.64%	\$128,584	61.58%	\$49,397
4000 - Supplies and Materials	\$28,259	\$60,659	46.59%	\$101,098	27.95%	\$72,839
5000 - Other Operating Expenses and Services	\$344,102	\$385,060	89.36%	\$641,766	53.62%	\$297,664
6000 - Capital Outlay	\$0	\$0	100%	\$0	100%	\$0
7000 - Other Outgo	\$0	\$0	100%	\$0	100%	\$0
Indirect Costs	\$760	\$600	126.67%	\$1,000	76%	\$240
Totals	\$616,606	\$702,856	87.73%	\$1,171,426	52.64%	\$554,820

Member Carryover Compliance Status

Description: The Member Carryover Compliance Status table shows how the member's spending is tracking against the allocations for the displayed fiscal year(s) based on expenditures entered as of the time of viewing.


Expenditures: A negative value indicates that current fiscal year spending has not begun, as there are still unused funds from previous fiscal years.

Carryover Amount & Carryover %: If current fiscal year spending has not yet begun (a negative Expenditures amount), Carryover Amount will remain equal to Allocation and Carryover % will remain 100%.

Fiscal Year	Allocation	Expenditures	Carryover Amount	Carryover %	Carryover Threshold %	Locked
2023-24	\$780,260	\$225,440	\$554,820	71.11%	N/A	-

Additional Comments

Not Entered



Palo Verde Unified 2023-24 Q3

Submitted by Josie Koivisto

Approved by Palo Verde College Alejandro Clark

Object Code	Year to Date (YTD) Expenditure	YTD Forecast	% Expended of YTD Forecast	Project Budget	% Expended of Project Budget	Budget Remaining
1000 - Instructional Salaries	\$0	\$17,658	0%	\$19,620	0%	\$19,620
2000 - Non-Instructional Salaries	\$0	\$15,939	0%	\$17,710	0%	\$17,710
3000 - Employee Benefits	\$0	\$11,417	0%	\$12,685	0%	\$12,685
4000 - Supplies and Materials	\$8,970	\$31,016	28.92%	\$34,462	26.03%	\$25,492
5000 - Other Operating Expenses and Services	\$21,040	\$36,000	58.44%	\$40,000	52.6%	\$18,960
6000 - Capital Outlay	\$0	\$0	100%	\$0	100%	\$0
7000 - Other Outgo	\$0	\$0	100%	\$0	100%	\$0
Indirect Costs	\$1,500	\$0	100%	\$0	100%	! -\$1,500
Totals	\$31,510	\$112,029	28.13%	\$124,477	! 25.31%	\$92,967

Member Carryover Compliance Status

Description: The Member Carryover Compliance Status table shows how the member's spending is tracking against the allocations for the displayed fiscal year(s) based on expenditures entered as of the time of viewing.

Expenditures: A negative value indicates that current fiscal year spending has not begun, as there are still unused funds from previous fiscal years.

Carryover Amount & Carryover %: If current fiscal year spending has not yet begun (a negative Expenditures amount), Carryover Amount will remain equal to Allocation and Carryover % will remain 100%.

Fiscal Year	Allocation	Expenditures	Carryover Amount	Carryover %	Carryover Threshold %	Locked
2023-24	\$109,410	\$16,443	\$92,967	84.97%	N/A	-

Additional Comments

Not Entered



California
Community
Colleges



2024 © California Community Colleges
NOVA Site Version: 7.1.2