

40 Education to Career Network of North San Diego County (Palomar/Vista)

Consortium Summary | Total Expenditures: \$1,768,060 Total Allocation: \$9,636,297 Total Carryover: \$7,868,237
(81.65%) Carryover Compliance i

Escondido Union High 2023-24 Q2

Submitted by Tom Allison

Approved by Tom Allison


Object Code	Year to Date (YTD) Expenditure	YTD Forecast	% Expended of YTD Forecast	Project Budget	% Expended of Project Budget	Budget Remaining
1000 - Instructional Salaries	\$528,488	\$641,595	82.37%	\$1,283,190	41.19%	\$754,702
2000 - Non-Instructional Salaries	\$429,128	\$488,184	87.9%	\$976,368	43.95%	\$547,240
3000 - Employee Benefits	\$407,655	\$488,184	83.5%	\$976,368	41.75%	\$568,713
4000 - Supplies and Materials	\$85,797	\$126,890	67.62%	\$253,779	33.81%	\$167,982
5000 - Other Operating Expenses and Services	\$53,386	\$101,705	52.49%	\$203,410	26.25%	\$150,024
6000 - Capital Outlay	\$103,202	\$90,682	113.81%	\$181,364	56.9%	\$78,162
7000 - Other Outgo	\$0	\$0	100%	\$0	100%	\$0
Indirect Costs	\$0	\$96,862	0%	\$193,723	0%	\$193,723
Totals	\$1,607,656	\$2,034,101	79.04%	\$4,068,202	39.52%	\$2,460,546

Member Carryover Compliance Status

Description: The Member Carryover Compliance Status table shows how the member's spending is tracking against the allocations for the displayed fiscal year(s) based on expenditures entered as of the time of viewing.

Expenditures: A negative value indicates that current fiscal year spending has not begun, as there are still unused funds from previous fiscal years.

Carryover Amount & Carryover %: If current fiscal year spending has not yet begun (a negative Expenditures amount), Carryover Amount will remain equal to Allocation and Carryover % will remain 100%.

Fiscal Year	Allocation	Expenditures	Carryover Amount	Carryover %	Carryover Threshold %	Locked
2023-24	\$3,318,597	\$858,051	\$2,460,546	 74.14%	60%	-

Corrective Action Plan *

No plan necessary at this time. We will have carry over spent down by Q4.

Additional Comments

Not Entered

Allocation Year 2021-22 Closeout

I have reviewed the fiscal reports for my agency and confirmed that all funds for this allocation year have been spent.

2021-22 Reverted Funds:

\$0

**Palomar CCD
2023-24 Q2**

Submitted by Ute Maschke

Approved by Tom Allison


Object Code	Year to Date (YTD) Expenditure	YTD Forecast	% Expended of YTD Forecast	Project Budget	% Expended of Project Budget	Budget Remaining
1000 - Instructional Salaries	\$98,803	\$123,371	80.09%	\$246,742	40.04%	\$147,939
2000 - Non-Instructional Salaries	\$16,524	\$45,769	36.1%	\$91,538	18.05%	\$75,014
3000 - Employee Benefits	\$48,180	\$57,394	83.95%	\$114,787	41.97%	\$66,607
4000 - Supplies and Materials	\$8,123	\$30,882	26.3%	\$61,763	13.15%	\$53,640
5000 - Other Operating Expenses and Services	\$0	\$0	100%	\$0	100%	\$0
6000 - Capital Outlay	\$0	\$0	100%	\$0	100%	\$0
7000 - Other Outgo	\$0	\$0	100%	\$0	100%	\$0
Indirect Costs	\$10,540	\$10,726	98.27%	\$21,451	49.14%	\$10,911
Totals	\$182,170	\$268,141	67.94%	\$536,281	33.97%	\$354,111

Member Carryover Compliance Status

Description: The Member Carryover Compliance Status table shows how the member's spending is tracking against the allocations for the displayed fiscal year(s) based on expenditures entered as of the time of viewing.

Expenditures: A negative value indicates that current fiscal year spending has not begun, as there are still unused funds from previous fiscal years.

Carryover Amount & Carryover %: If current fiscal year spending has not yet begun (a negative Expenditures amount), Carryover Amount will remain equal to Allocation and Carryover % will remain 100%.

Fiscal Year	Allocation	Expenditures	Carryover Amount	Carryover %	Carryover Threshold %	Locked
2023-24	\$536,281	\$182,170	\$354,111	 66.03%	60%	-

Corrective Action Plan *

NOVA entry for carryover does not reflect the actual amount we will have at the end of Q4. Anticipated expenses toward reducing carryover include additional equipment for assessment and testing and attendance of additional conferences for newly hired Director of Continuing Education.

Additional Comments

Not Entered

Allocation Year 2021-22 Closeout

I have reviewed the fiscal reports for my agency and confirmed that all funds for this allocation year have been spent.

2021-22 Reverted Funds:

\$0

Poway Unified

2023-24 Q2

Submitted by Kathleen Porter

Approved by Tom Allison

Object Code	Year to Date (YTD) Expenditure	YTD Forecast	% Expended of YTD Forecast	Project Budget	% Expended of Project Budget	Budget Remaining
1000 - Instructional Salaries	\$422,962	\$238,248	177.53%	\$1,035,861	40.83%	\$612,899
2000 - Non-Instructional Salaries	\$141,033	\$63,081	223.57%	\$274,265	51.42%	\$133,232
Totals	\$891,544	\$497,738	179.12%	\$2,164,077	41.2%	\$1,272,533


Object Code	Year to Date (YTD) Expenditure	YTD Forecast	% Expended of YTD Forecast	Project Budget	% Expended of Project Budget	Budget Remaining
3000 - Employee Benefits	\$187,884	\$116,436	161.36%	\$506,245	37.11%	\$318,361
4000 - Supplies and Materials	\$13,727	\$18,929	72.52%	\$82,300	16.68%	\$68,573
5000 - Other Operating Expenses and Services	\$96,221	\$37,341	257.68%	\$162,354	59.27%	\$66,133
6000 - Capital Outlay	\$0	\$0	100%	\$0	100%	\$0
7000 - Other Outgo	\$0	\$0	100%	\$0	100%	\$0
Indirect Costs	\$29,717	\$23,702	125.38%	\$103,052	28.84%	\$73,335
Totals	\$891,544	\$497,738	179.12%	\$2,164,077	41.2%	\$1,272,533

Member Carryover Compliance Status

Description: The Member Carryover Compliance Status table shows how the member's spending is tracking against the allocations for the displayed fiscal year(s) based on expenditures entered as of the time of viewing.

Expenditures: A negative value indicates that current fiscal year spending has not begun, as there are still unused funds from previous fiscal years.

Carryover Amount & Carryover %: If current fiscal year spending has not yet begun (a negative Expenditures amount), Carryover Amount will remain equal to Allocation and Carryover % will remain 100%.

Fiscal Year	Allocation	Expenditures	Carryover Amount	Carryover %	Carryover Threshold %	Locked
2023-24	\$1,977,277	\$704,744	\$1,272,533	 64.36%	60%	-

Corrective Action Plan *

Please note: Poway USD does NOT have excess carryover. As we reported with the prior reporting, the NOVA report seems to be calculating errors. Our allocation in 2022-23 was \$1,810,352. Of that, our expenditures totaled \$1,623,552, and our carry-over is \$186,800. This means that we expended 91.56% of the allocation. That amount would not be categorized as "excess," since excess carry-over has been defined as >20%.

Additional Comments

Not Entered

Allocation Year 2021-22 Closeout

I have reviewed the fiscal reports for my agency and confirmed that all funds for this allocation year have been spent.

2021-22 Reverted Funds:

\$0

Ramona City Unified 2023-24 Q2

Submitted by Mrs. Erin Kent

Approved by Tom Allison

Object Code	Year to Date (YTD) Expenditure	YTD Forecast	% Expended of YTD Forecast	Project Budget	% Expended of Project Budget	Budget Remaining
1000 - Instructional Salaries	\$5,859	\$4,840	121.05%	\$22,000	26.63%	\$16,141
2000 - Non-Instructional Salaries	\$4,165	\$3,520	118.32%	\$16,000	26.03%	\$11,835
3000 - Employee Benefits	\$1,624	\$1,355	119.83%	\$6,160	26.36%	\$4,536
4000 - Supplies and Materials	\$1,156	\$4,086	28.29%	\$18,571	6.22%	\$17,415
5000 - Other Operating Expenses and Services	\$0	\$0	100%	\$0	100%	\$0
6000 - Capital Outlay	\$0	\$0	100%	\$0	100%	\$0
7000 - Other Outgo	\$0	\$0	100%	\$0	100%	\$0
Indirect Costs	\$0	\$686	0%	\$3,120	0%	\$3,120
Totals	\$12,804	\$14,487	88.38%	\$65,851	! 19.44%	\$53,047

Member Carryover Compliance Status

Description: The Member Carryover Compliance Status table shows how the member's spending is tracking against the allocations for the displayed fiscal year(s) based on expenditures entered as of the time of viewing.

Expenditures: A negative value indicates that current fiscal year spending has not begun, as there are still unused funds from previous fiscal years.

Carryover Amount & Carryover %: If current fiscal year spending has not yet begun (a negative Expenditures amount), Carryover Amount will remain equal to Allocation and Carryover % will remain 100%.

Fiscal Year	Allocation	Expenditures	Carryover Amount	Carryover %	Carryover Threshold %	Locked
2023-24	\$47,163	-\$5,884	\$47,163	! 100%	60%	-

Corrective Action Plan *

NOVA does not appear to be calculating the carryover amount correctly. RAS is projecting to spend all but approximately 5%. At the end of Q3, we will reevaluate what we expect to have remaining and will use it to update any tech that is out of date or purchase materials needed.

Additional Comments

Not Entered

Allocation Year 2021-22 Closeout

I have reviewed the fiscal reports for my agency and confirmed that all funds for this allocation year have been spent.

2021-22 Reverted Funds:



\$0

San Marcos Unified

2023-24 Q2

Submitted by Ana Escamilla

Approved by Tom Allison


Object Code	Year to Date (YTD) Expenditure	YTD Forecast	% Expended of YTD Forecast	Project Budget	% Expended of Project Budget	Budget Remaining
1000 - Instructional Salaries	\$20,040	\$12,408	161.5%	\$31,021	64.6%	\$10,981
2000 - Non-Instructional Salaries	\$9,486	\$15,812	59.99%	\$39,530	24%	\$30,044
3000 - Employee Benefits	\$8,424	\$2,600	324%	\$6,500	129.6%	 -\$1,924
4000 - Supplies and Materials	\$0	\$16,848	0%	\$42,121	0%	\$42,121
5000 - Other Operating Expenses and Services	\$3,179	\$5,200	61.13%	\$13,000	24.45%	\$9,821
6000 - Capital Outlay	\$0	\$0	100%	\$0	100%	\$0
7000 - Other Outgo	\$0	\$0	100%	\$0	100%	\$0
Indirect Costs	\$0	\$2,600	0%	\$6,500	0%	\$6,500
Totals	\$41,129	\$55,469	74.15%	\$138,672	 29.66%	\$97,543

Member Carryover Compliance Status

Description: The Member Carryover Compliance Status table shows how the member's spending is tracking against the allocations for the displayed fiscal year(s) based on expenditures entered as of the time of viewing.

Expenditures: A negative value indicates that current fiscal year spending has not begun, as there are still unused funds from previous fiscal years.

Carryover Amount & Carryover %: If current fiscal year spending has not yet begun (a negative Expenditures amount), Carryover Amount will remain equal to Allocation and Carryover % will remain 100%.

Fiscal Year	Allocation	Expenditures	Carryover Amount	Carryover %	Carryover Threshold %	Locked
2023-24	\$120,638	\$23,095	\$97,543	 80.86%	60%	-

Corrective Action Plan *

Will re-evaluate for Quarter 3- Need to add budget to 3000s as part of salaries.

Additional Comments

Not Entered

Allocation Year 2021-22 Closeout

I have reviewed the fiscal reports for my agency and confirmed that all funds for this allocation year have been spent.

2021-22 Reverted Funds:

\$0

Vista Unified

2023-24 Q2

Submitted by Vista Adult School Elizabeth O'Shea-West

Approved by Tom Allison

Object Code	Year to Date (YTD) Expenditure	YTD Forecast	% Expended of YTD Forecast	Project Budget	% Expended of Project Budget	Budget Remaining
1000 - Instructional Salaries	\$415,609	\$542,709	76.58%	\$1,085,418	38.29%	\$669,809
2000 - Non-Instructional Salaries	\$276,862	\$303,956	91.09%	\$607,912	45.54%	\$331,050
3000 - Employee Benefits	\$247,948	\$320,255	77.42%	\$640,509	38.71%	\$392,561
4000 - Supplies and Materials	\$25,447	\$1,108,276	2.3%	\$2,216,551	1.15%	\$2,191,104
5000 - Other Operating Expenses and Services	\$241,574	\$362,766	66.59%	\$725,532	33.3%	\$483,958
6000 - Capital Outlay	\$0	\$0	100%	\$0	100%	\$0
7000 - Other Outgo	\$0	\$0	100%	\$0	100%	\$0
Indirect Costs	\$36,641	\$81,168	45.14%	\$162,335	22.57%	\$125,694
Totals	\$1,244,081	\$2,719,129	45.75%	\$5,438,257	22.88%	\$4,194,176

Member Carryover Compliance Status

Description: The Member Carryover Compliance Status table shows how the member's spending is tracking against the allocations for the displayed fiscal year(s) based on expenditures entered as of the time of viewing.

Expenditures: A negative value indicates that current fiscal year spending has not begun, as there are still unused funds from previous fiscal years.

Carryover Amount & Carryover %: If current fiscal year spending has not yet begun (a negative Expenditures amount), Carryover Amount will remain equal to Allocation and Carryover % will remain 100%.

Fiscal Year	Allocation	Expenditures	Carryover Amount	Carryover %	Carryover Threshold %	Locked
2023-24	\$3,636,341	-\$557,835	\$3,636,341	100%	60%	-

Corrective Action Plan *

Vista Adult School has plans on using carryover funds in updating our restrooms for our students this fiscal year.

Additional Comments

Above Figures include \$153,077.00 for Fiscal Agent

Allocation Year 2021-22 Closeout

I have reviewed the fiscal reports for my agency and confirmed that all funds for this allocation year have been spent.

2021-22 Reverted Funds:

\$0



California
Community
Colleges



2024 © California Community Colleges

NOVA Site Version: 6.6